

POWER I/O PRODUCT CABLE ASSEMBLIES



POWER I/O INFORMATION


- Web links to product info including performance parameters, drawings, 3D models, etc
 - www.fci.com/cableassembly
 - www.fci.com/pwrblade
 - www.fci.com/usb
 - www.fci.com/dsub

- Documentation
 - USB+Power
 - Power Solutions
 - PwrBlade

Documentation available at www.fci.com

USB+P

- POS / Point Of Sale equip
- Industrial Scanners
- Bar Code Readers




POWER DSUB

- Power input / output Telecom, Datcom, Medical, Industrial equipment
- MicroTCA power I/O




PWRBLADE®

- Server, Storage, Telecom, Power Supply equipment
- Power Distribution



PWRTWINBLADE®

- Telecom, Power Supply
- Industrial equipment
- Power Distribution



PRODUCT OFFERING

Available Power Contact Configuration

I/O Mounting Style		Power Pitch / Min-Max # Power Contacts	
		.250" / 6.35mm	.300" / 7.65mm
Panel Mount with Guides	All Power	2 - 19	2 - 17
Panel Mount without Guides	All Power	2 - 22	2 - 20
Squeeze to Release (STR)	All Power	2 - 22	2 - 20



I/O Configuration :

- AC (.300") or DC (.250") contacts
- AC / DC Mixed
- AC / DC Power w / wo Signal mixed

Wire Size / AWG

Power Pitch	8AWG	10AWG	12AWG	14AWG
.250" / 6.35mm		Y	Y	Y
.300" / 7.65mm	Y	Y	Y	Y

