

Indicator Lights Neon, LED and Filament Lamp

Colours and voltages:

- ⊖ Neon Available with Red, Amber, Green or Clear lenses
100/130V (marked 110V), 200/250V (marked 230V)
- ▶ LED - DC Red, Yellow, Green, Blue, White
2.0/2.2V Resistors for other voltages available.
- ▶ LED - AC Red, Yellow, Green, Blue, White
110-230V ac operation.
- ⊗ Filament lamp Available with Red, Amber, Green, Clear or Blue lenses
6V, 12/14V, 24/28V.

- ▶ Neon, LED, mains LED or filament lamp
- ▶ Bezel sizes from 6.7 to 16.3mm diameter
- ▶ Red, amber, green, blue and clear lenses
- ▶ Red, yellow, green, blue and white LEDs
- ▶ Wide choice of styles



UL file E63363

Approvals shown for neon versions only






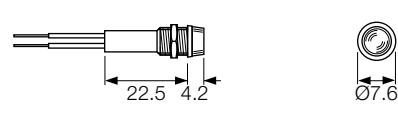





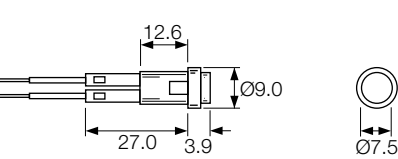




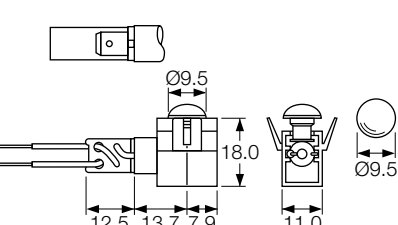





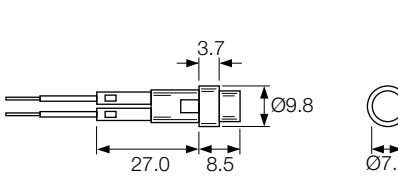




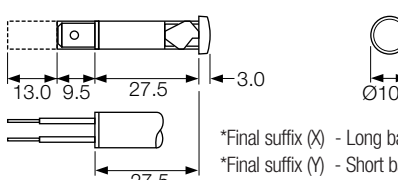




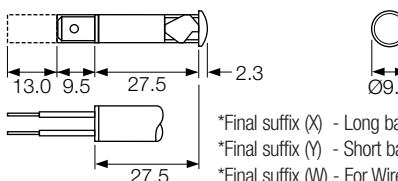


RoHS compliant

To create a catalogue number:


Refer to the 2 columns below (terminal and type), then state: Lens colour, voltage and whether neon, LED or filament lamp

TERM	TYPE	PANEL & °C	ILLUMINATION OPTIONS	DIMENSIONS (mm)
B 2.8 L	(C) 0566 A 	6.0 2.0max page 6	DC AC	
B 2.8 L	(C) 0566 B 	6.0 2.0max page 6	DC AC	
B 2.8 L	(C) 0566 C 	6.0 2.0max page 6	DC AC	
C 6.3	(C) 0145 AA 	5.8 3.0max page 6	DC AC ⊗	
L W	(L) 1041 00 Chrome bezel 	6.3 6.3max page 6	DC ⊗	
L W	(L) 1045 00 Chrome bezel available 	6.3 10.0max page 6	DC AC ⊗	




TERM	TYPE	PANEL & °C	ILLUMINATION OPTIONS	DIMENSIONS (mm)
L W	(L) 0245 00 Chrome bezel available 	7.1 6.3max  page 6	  	
L	L 2950 00 Chrome bezel available 	8.0 0.8-1.6  page 6	  	
L C 6.3	(L) 0195 BB 	8.0 0.8-3.0  page 6	 	
L	L 2951 00 Chrome bezel 	8.0 0.8-1.6  page 6	  	
L H 4.8	(H) 0568 A(*) Deep lens profile  (VDE at T100)	8.0 0.8-3.5  page 6	 	 *Final suffix (X) - Long barrier *Final suffix (Y) - Short barrier *Final suffix (W) - For Wires
L H 4.8	(H) 0568 B(*) Shallow lens profile 	8.0 0.8-3.5  page 6	 	 *Final suffix (X) - Long barrier *Final suffix (Y) - Short barrier *Final suffix (W) - For Wires

Indicator Lights Neon, LED and Filament Lamp

Colours and voltages:









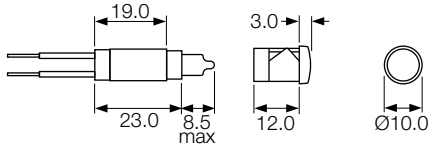








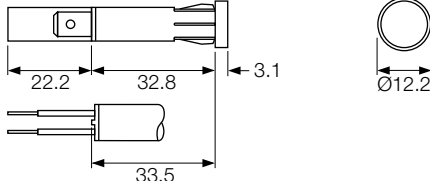








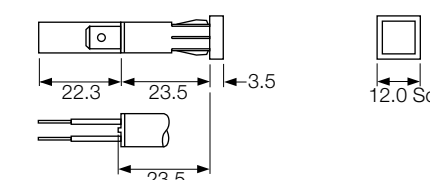








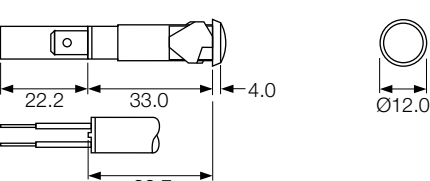








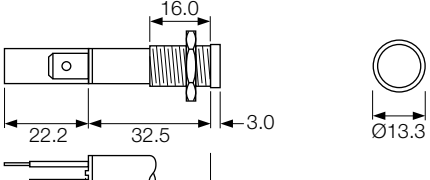








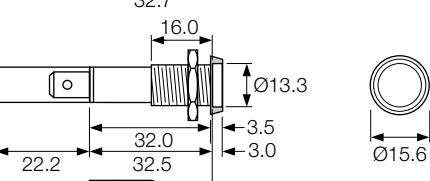
-  **Neon** Available with Red, Amber, Green or Clear lenses
100/130V (marked 110V), 200/250V (marked 230V)
-  **LED - DC** Red, Yellow, Green, Blue, White
2.0/2.2V Resistors for other voltages available.
-  **LED - AC** Red, Yellow, Green, Blue, White
110-230V ac operation.
-  **Filament lamp** Available with Red, Amber, Green, Clear or Blue lenses
6V, 12/14V, 24/28V.


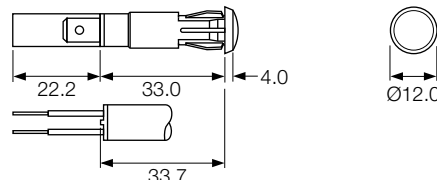

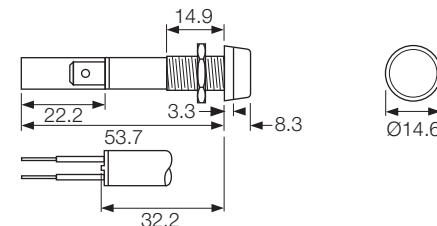

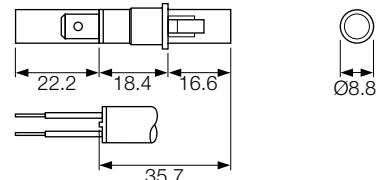

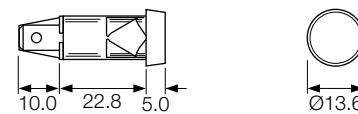

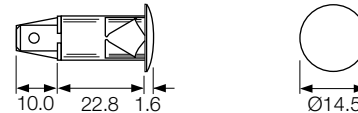

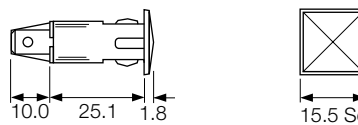
- ▶ Neon, LED, mains LED or filament lamp
- ▶ Bezel sizes from 6.7 to 16.3mm diameter
- ▶ Red, amber, green, blue and clear lenses
- ▶ Red, yellow, green, blue and white LEDs
- ▶ Wide choice of styles


 **UL file E63363**
 Approvals shown for neon versions only
 **RoHS compliant**

To create a catalogue number:


Refer to the 2 columns below (terminal and type), then state: Lens colour, voltage and whether neon, LED or filament lamp

TERM	TYPE	PANEL & °C	ILLUMINATION OPTIONS	DIMENSIONS (mm)
L	(L) 0569 AW 	 9.0  0.8-2.5  Call sales	   	
L	(C) 0273 00 	 9.0  2.0 max  page 6	   	
L	(C) 0278 00 	 9.0  2.0 max  page 6	   	
L	(C) 0276 AA 	 9.5  0.8-2.8  page 6	   	
L	(C) 0275 00 	 10.0  12.0 max  page 6	   	
L	(C) 0275 00 Chrome bezel 	 10.0  11.5 max  page 6	   	

TERM	TYPE	PANEL & °C	ILLUMINATION OPTIONS	DIMENSIONS (mm)
L K 2.8 H 4.8 C 6.3	(C) 0276 00 	∅ 10.0 2.8 max page 6	DC AC	
L K 2.8 H 4.8 C 6.3	(C) 0277 00 Chrome bezel 	∅ 10.0 12.0 max page 6	DC AC	
L K 2.8 H 4.8 C 6.3	(C) 0273 LL 	∅ 10.0 0.6-2.0 page 6	DC AC	For sub-panel mounting, behind a facia. 
L K 2.8 H 4.8 C 6.3	(C) 2820 00 	∅ 12.0 0.75-2.0 page 6	DC AC	
L K 2.8 H 4.8 C 6.3	(C) 2821 00 	∅ 12.0 or 12.7 ∅12.0 = 0.8-2.5 ∅12.7 = 1.1-2.5 page 6	DC AC	
L K 2.8 H 4.8 C 6.3	(C) 0586 00 	∅ 12.5 0.8-1.5 page 6	DC AC	

Indicator Lights Neon, LED and Filament Lamp

Colours and voltages:

-  **Neon** Available with Red, Amber, Green or Clear lenses
100/130V (marked 110V), 200/250V (marked 230V)
-  **LED - DC** Red, Yellow, Green, Blue, White
2.0/2.2V Resistors for other voltages available.
-  **LED - AC** Red, Yellow, Green, Blue, White
110-230V ac operation.
-  **Filament lamp** Available with Red, Amber, Green, Clear or Blue lenses
6V, 12/14V, 24/28V.






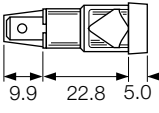










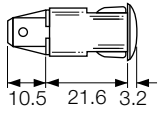
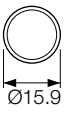









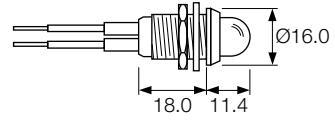
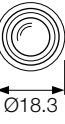








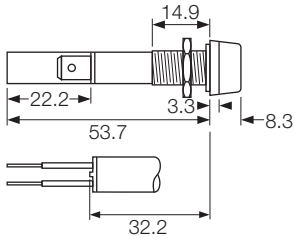
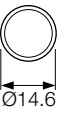









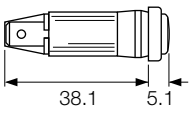










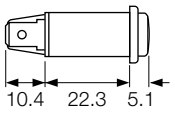
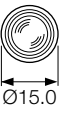
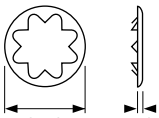



- ▶ Neon, LED, mains LED or filament lamp
- ▶ Bezel sizes from 6.7 to 16.3mm diameter
- ▶ Red, amber, green and clear lenses
- ▶ Red, yellow, green, blue and white LEDs
- ▶ Wide choice of styles










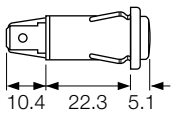













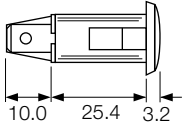








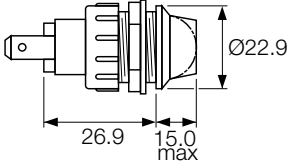

KEMA
UL file E63363
Approvals shown for neon versions only

RoHS RoHS compliant

To create a catalogue number:

Refer to the 2 columns below (terminal and type), then state: Lens colour, voltage and whether neon, LED or filament lamp

TERM	TYPE	PANEL & °C	ILLUMINATION OPTIONS	DIMENSIONS (mm)
L	(C) 2870 00 	 12.7	   	 
K 2.8		 0.75-2.0		
H 4.8		 page 6		
C 6.3				
L	(C) 0589 00 	 12.7	   	 
K 2.8		 0.8-1.5		
H 4.8		 page 6		
C 6.3				
L	L 0081 00 Chrome bezel 	 12.7	   	 
		 9.5		
		 page 6		
				
L	(C) 0177 00 Chrome bezel 	 12.7	   	 
K 2.8		 12.0max		
H 4.8		 page 6		
C 6.3				
L	(C) 0067 00 Chrome bezel 	 12.7	   	 
K 2.8		 1.14max		
H 4.8		 page 6		
C 6.3				
L	(C) 0180AA 	 12.7	   	  Starlock fixing 
C 6.3		 19.0max		
		 page 6		
				

TERM	TYPE	PANEL & °C	ILLUMINATION OPTIONS	DIMENSIONS (mm)
L  C 6.3 	(C) 0180BB Chrome bezel 	 13.5  0.9-1.14  page 6	  	 10.4 22.3 5.1  Ø16.3
L  K 2.8  H 4.8  C 6.3 	(C) 0579 00 	 14.0  2.5max  page 6	   	 10.0 25.4 3.2  Ø15.9
C 6.3 	(C) 1092 	 19.0  4.0max  page 6	 	 26.9 15.0 max Ø22.9  Ø22.9

Indicator Lights Neon, LED and Filament Lamp

Colours and voltages:

-  **Neon** Available with Red, Amber, Green or Clear lenses
100/130V (marked 110V), 200/250V (marked 230V)
-  **LED - DC** Red, Yellow, Green, Blue, White
2.0/2.2V Resistors for other voltages available.
-  **LED - AC** Red, Yellow, Green, Blue, White
110-230V ac operation.
-  **Filament lamp** Available with Red, Amber, Green, Clear or Blue lenses
6V, 12/14V, 24/28V.

- ▶ Neon, LED, mains LED or filament lamp
- ▶ Bezel sizes from 6.7 to 16.3mm diameter
- ▶ Red, amber, green and clear lenses
- ▶ Red, yellow, green, blue and white LEDs
- ▶ Wide choice of styles



UL file E63363








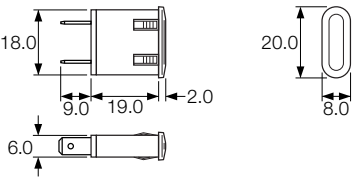






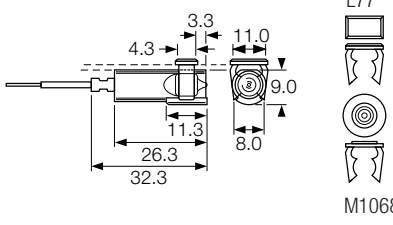





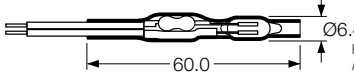
Approvals shown for neon versions only



RoHS compliant

To create a catalogue number:

Refer to the 2 columns below (terminal and type), then state: Lens colour, voltage and whether neon, LED or filament lamp

TERM	TYPE	PANEL & °C	ILLUMINATION OPTIONS	DIMENSIONS (mm)
H 4.8 	H 0581 AY 	 18.2/18.3 x 6.2/6.3*  2.0-3.5  page 6	 	
L 	L 0234 00 	 9.27/9.50 x 4.75*  0.71-1.62  page 6		 L77 M1068
L 	L 0233 00 	  page 6		 Ø6.4 Red & Amber

Neon tube, resistor and flexible lead assembly, protected by "shrunk on" transparent sleeving.

Indicator Lights

To match 8500, 8600, R13, 1500, 1550, 5500, 6000, 8300 and 7000 switches

Colours and voltages:

- Neon** Available with Red, Amber, Green or Clear lenses
100/130V (marked 110V), 200/250V (marked 230V)
- Filament lamp** Available with Red, Amber or Green lenses
6V, 12/14V, 24/28V
- Mains LED** 6030 only

To create a catalogue number:

Refer to the 2 columns below (terminal and type), then state: Lens colour, voltage and whether neon or filament lamp.

- ▶ Indicator lights
- ▶ Neon or filament lamp
- ▶ Bezel sizes from 6.7 to 16.3mm diameter
- ▶ Red, amber green and clear neons
- ▶ Red, amber and green filament lamps
- ▶ Styles to match rocker and push switches



UL file E63363
CSA file LR29381

Approvals shown for neon versions only



RoHS compliant

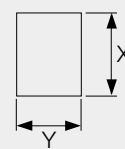
TERM	TYPE
------	------

H 4.8		H8580 AB	

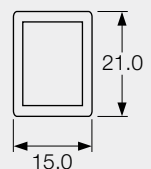
Full product details on pages 12-13

Body Code	Panel thickness	Cut-out	
		X	Y
B	0.75-1.25	19.1/19.2	12.9/13.0
	1.25-2.0	19.3/19.4	12.9/13.0
	2.0-3.0	19.7/19.8	12.9/13.0

Cut-out



Flange

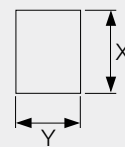


H 4.8		H8630 FB	
T			
X			

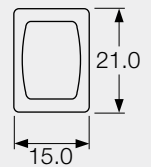
Full product details on pages 14-15

Body Code	Panel thickness	Cut-out	
		X	Y
B	0.75-1.25	19.1/19.2	12.9/13.0
	1.25-2.0	19.3/19.4	12.9/13.0
	2.0-3.0	19.7/19.8	12.9/13.0

Cut-out



Flange

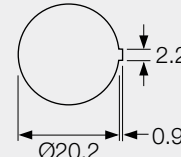


H 4.8		R9 92B	
			Approvals details - contact sales

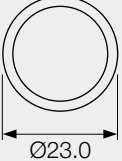
Full product details on pages 33

Snap fixing in panels thickness up to 3.0

Cut-out



Flange

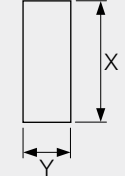


C 6.3		C0430 A	C6030 AL	
H 4.8				
K 2.8				
T				
				6030 - L body & C terminals only

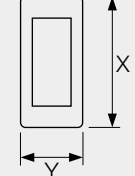
Full product details on pages 18-19 & 22-23

Body Code	Cut-out		Flange	
	Y	X	Y	X
A	12.2/12.3	27.2/27.3	14.0	30.2
B	11.0/11.1	30.0/30.1	14.0	33.4
L	11.0/11.1	30.0/30.1	14.0	31.9
R	14.0/14.1	28.5/28.6	17.0	31.5
T	11.5/11.6	28.2/28.3	14.0	30.2

Cut-out



Flange

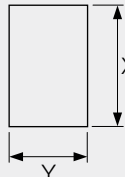


C 6.3		C0480 A	
H 4.8			
K 2.8			
T			

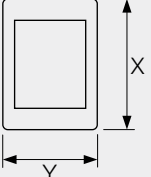
Full product details on pages 28-29

Body Code	Cut-out		Flange	
	Y	X	Y	X
A	22.3/22.4	27.2/27.3	25.0	30.2
B	22.1/22.2	30.0/30.1	25.0	33.4
L	22.1/22.2	30.0/30.1	25.0	32.0
R	23.0/25.4	28.4/28.5	28.9	33.2
T	22.3/22.4	28.2/28.3	25.0	30.2

Cut-out



Flange

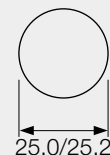


C 6.3		C7030 AH	
H 4.8			

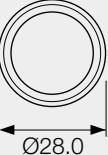
Full product details on pages 44-45

Body Code	Cut-out	Flange
H	Ø25.0/25.2	Ø28.0

Cut-out



Flange



Low Voltage Lampholders

Colour and voltage:

These lampholders are suitable for up to 50V max. Bulbs will be supplied (dependent on order quantity) if a voltage is specified.

Colours - Red, Amber, Green, (Clear & Blue, check availability).

To create a catalogue number:

Refer to the 2 columns below (terminal and type), then state: Lens colour and voltage.

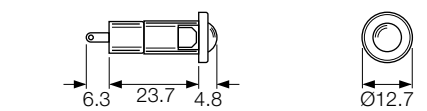
- ▶ Up to 50V
- ▶ Red, Amber, Green, Blue and Clear
- ▶ Linestra/Philinea lamp holder

RoHS

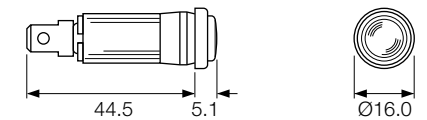
RoHS compliant

▶ TERM	▶ TYPE	▶ PANEL & °C
T	T0061 AO (LES) 	9.5 0.9-1.14 T85
C 6.3	C0067 00 (BA7s) Chrome bezel 	12.7 1.14max T85
T	T0062 AO (Midget flange) Chrome bezel T0063 AO (LES) Chrome bezel	12.7 9.6max T85
T	T0062 MO (Midget flange) T0063 MO (LES)	12.7 9.6max T85
S	S0095 00 	T85

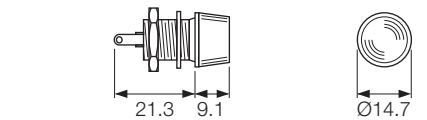
DIMENSIONS (mm)



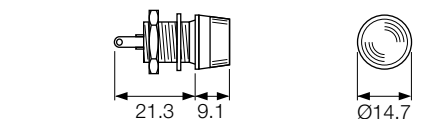
Rear of panel bulb replacement



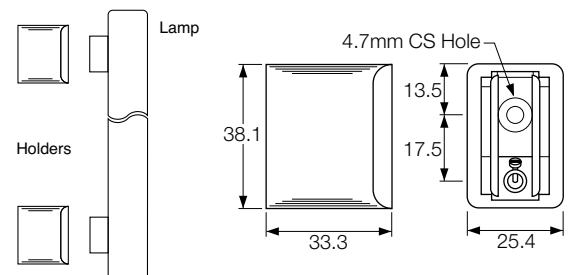
Rear of panel bulb replacement



Front of panel bulb replacement



Front of panel bulb replacement



Paired Architectural lampholders for Linestra or Philinea lamp.

Low Voltage Lampholders



- ▶ Up to 50V
- ▶ MES or MBC bulb
- ▶ Flat and domed lens
- ▶ Brass or nylon bodies
- ▶ Red, Amber, Green, Blue and Clear lenses

RoHS

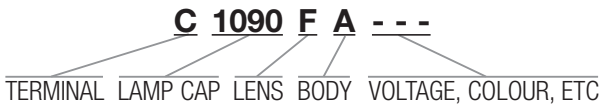
RoHS compliant

Bulbs will be supplied (dependant on order quantity) if a voltage is specified. These lampholders are suitable for up to 50V max.

Colours - Red, Amber, Green, (Clear & Blue, check availability). Brass bodies have polished chrome finish.

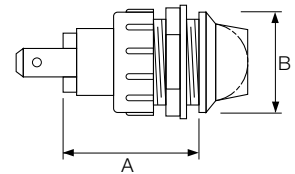
For Neon & Mains versions see page 75
For Sealed version see page 84

C1090FP - - -



▶ TERMINAL	▶ LAMP CAP	▶ LENS	▶ THREADED BODY																																			
<p>C</p> <p>6.3 x 0.8 9.1</p>	<p>1090 MES (E10)</p>	<p>F Flat</p>	<p>1090 (MES lamps)</p> <table border="1"> <thead> <tr> <th></th> <th>Panel Hole Dia.</th> <th>Body Material</th> <th>Dim. A</th> <th>Dim. B</th> </tr> </thead> <tbody> <tr> <td>A</td> <td>19.0</td> <td>Brass</td> <td>35.0</td> <td>22.0</td> </tr> <tr> <td>D</td> <td>19.0</td> <td>Brass</td> <td>30.2</td> <td>22.0</td> </tr> <tr> <td>E</td> <td>19.0</td> <td>Nylon with chrome bezel</td> <td>30.2 30.2</td> <td>22.0 22.8</td> </tr> <tr> <td>G</td> <td>19.0</td> <td>Brass</td> <td>24.6</td> <td>22.0</td> </tr> <tr> <td>H</td> <td>19.0</td> <td>Nylon with chrome bezel</td> <td>24.6 24.6</td> <td>22.0 22.8</td> </tr> <tr> <td>L</td> <td>25.4</td> <td>Brass</td> <td>26.0</td> <td>31.5</td> </tr> </tbody> </table>		Panel Hole Dia.	Body Material	Dim. A	Dim. B	A	19.0	Brass	35.0	22.0	D	19.0	Brass	30.2	22.0	E	19.0	Nylon with chrome bezel	30.2 30.2	22.0 22.8	G	19.0	Brass	24.6	22.0	H	19.0	Nylon with chrome bezel	24.6 24.6	22.0 22.8	L	25.4	Brass	26.0	31.5
	Panel Hole Dia.	Body Material	Dim. A	Dim. B																																		
A	19.0	Brass	35.0	22.0																																		
D	19.0	Brass	30.2	22.0																																		
E	19.0	Nylon with chrome bezel	30.2 30.2	22.0 22.8																																		
G	19.0	Brass	24.6	22.0																																		
H	19.0	Nylon with chrome bezel	24.6 24.6	22.0 22.8																																		
L	25.4	Brass	26.0	31.5																																		
<p>T</p> <p>Ø2.0 4.8 9.1 Solder</p>	<p>1091 MBC (BA9s) (C and S Terminals only)</p>	<p>V Domed</p>	<p>1091 (MBC lamps)</p> <table border="1"> <thead> <tr> <th></th> <th>Panel Hole Dia.</th> <th>Body Material</th> <th>Dim. A</th> <th>Dim. B</th> </tr> </thead> <tbody> <tr> <td>B</td> <td>19.0</td> <td>Brass</td> <td>36.0</td> <td>22.0</td> </tr> <tr> <td>C</td> <td>19.0</td> <td>Nylon</td> <td>36.6</td> <td>22.0</td> </tr> <tr> <td>Q</td> <td>19.0</td> <td>Nylon (+ chrome trim)</td> <td>36.6</td> <td>22.8</td> </tr> <tr> <td>M</td> <td>25.4</td> <td>Brass</td> <td>38.1</td> <td>31.5</td> </tr> </tbody> </table>		Panel Hole Dia.	Body Material	Dim. A	Dim. B	B	19.0	Brass	36.0	22.0	C	19.0	Nylon	36.6	22.0	Q	19.0	Nylon (+ chrome trim)	36.6	22.8	M	25.4	Brass	38.1	31.5										
	Panel Hole Dia.	Body Material	Dim. A	Dim. B																																		
B	19.0	Brass	36.0	22.0																																		
C	19.0	Nylon	36.6	22.0																																		
Q	19.0	Nylon (+ chrome trim)	36.6	22.8																																		
M	25.4	Brass	38.1	31.5																																		
<p>S</p> <p>9.1 Screw and Calmp</p>		<p>L No lens</p>	<p>Panel thickness 5.0, except A type body 10.0</p>																																			

DIMENSIONS mm



OPTIONS

F0445 MO

P.V.C. Insulating terminal cover.




LED Lamps and LED Lampholders

LED Lampholders can be supplied with or without LEDs

Colours: Red, Yellow, Green and Blue LEDs
(High Intensity is standard. Option of extra super bright).

Voltages: LEDs are available for direct connection to 2.0/2.2V or 12Vdc
For other voltages contact sales.


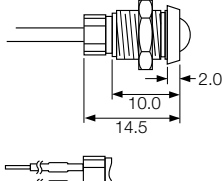

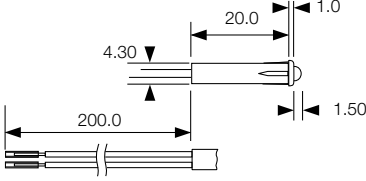



- ▶ LED lampholders
- ▶ Supplied with or without LEDs
- ▶ Black or Chrome finish



RoHS RoHS compliant

To create a catalogue number:

Refer to the 2 columns below (terminal and type), then state: LED colour and voltage and body finish (Black or Chrome).

TERM	TYPE	PANEL & °C	DIMENSIONS (mm)	
W LED fitted A LED not fitted 	(W) 1047 00  3mm LED	 6.3  6.3max  T85		 Ø7.6
W LED fitted A LED not fitted 	(L) 1048 00  5mm LED	 8.0  5.5max  T85		 Ø9.5
W LED fitted A LED not fitted 	(W) 1050 00  5mm LED with focusing reflector	 8.0  7.0max  T85		 Ø10.0
W LED fitted 	(L) 1035 0A  	 4.5  0.9-1.6  T85		 5.08
W LED fitted 	(L) 1036 0A  	 6.0  0.9-1.6  T85		 7.9
W LED fitted 	(L) 1037 0A  	 6.35  0.9-1.6  T85		 7.9

Neon & LED Indicator Lights Sealed to IP52 and IP54

Colours and voltages:

Neon	Red, Amber, Green 120 or 230Vac 0.5W - please specify (Red base)
LED	Red, Amber, Green 28Vac/dc 1W (Green base)

Neon versions feature integral current limiting & ghost lighting resistors.
LED versions have rectifier diodes & resistors for direct connection to 28Vac/dc.

To order

Select a number from the "type" column, then state:
Lens colour, voltage and whether neon or LED. All versions have recessed screw terminals. IP52 is standard. A panel sealing washer is available for IP54.

- ▶ IP52 and IP54 sealing
- ▶ Three bezel sizes: 18.0, 20.5 and 30.0 diameter
- ▶ Neon or LED indicator
- ▶ Black and satin chrome bezel or without bezel
- ▶ Recessed screw terminals



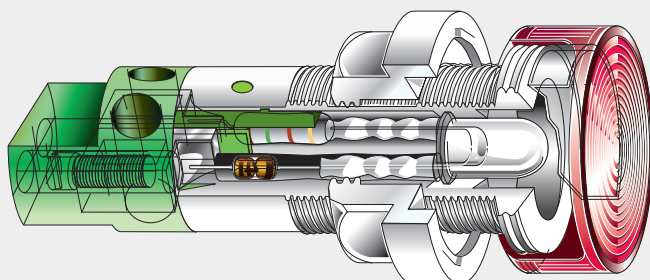
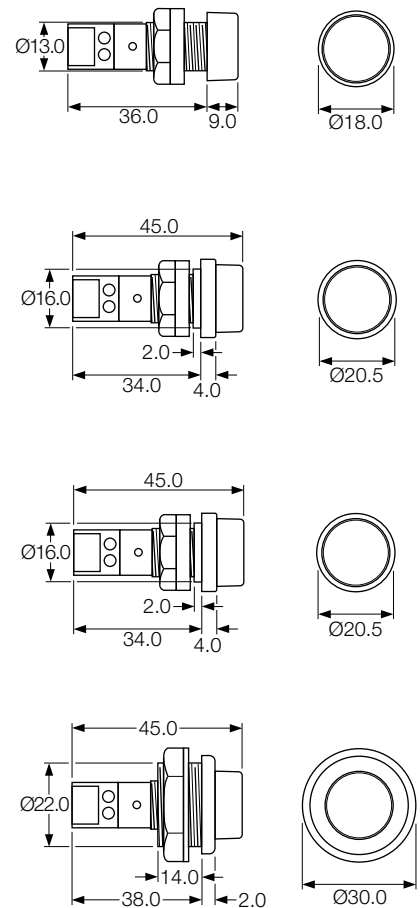
Approval shown for neon versions only



RoHS compliant

TERM	TYPE	PANEL & °C
Recessed Screw 	3130 No bezel 	 T120 neon T50 LED
Recessed Screw 	3160 Black bezel 	 T120 neon T50 LED
Recessed Screw 	3161 Satin chrome style bezel 	 T55 neon T50 LED
Recessed Screw 	3221 Large black bezel 	 T120 neon T50 LED

DIMENSIONS (mm)



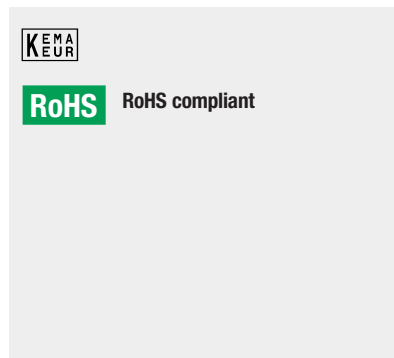
Select the version most suitable for your application from the 4 types shown.
Or call sales for availability to your special requirements.

Indicator Lights - Sealed to IP67

Colours and voltages:









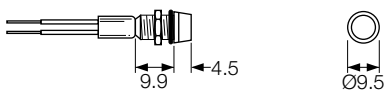








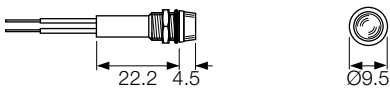











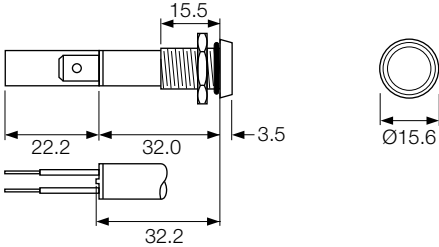











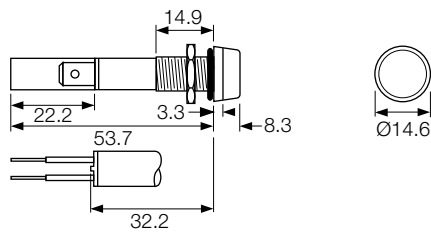











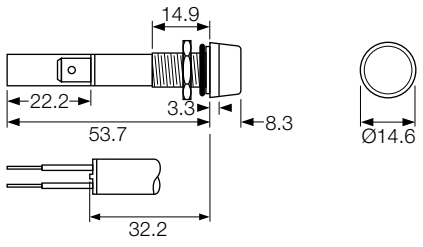





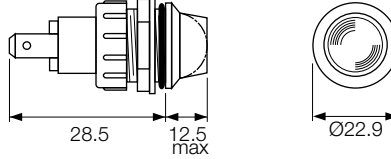
-  **Neon** Available with Red, Amber, Green or Clear lenses
100/130V (marked 110V), 200/250V (marked 230V)
-  **LED - DC** Red, Yellow, Green, Blue, White
2.0/2.2V Resistors for other voltages available.
-  **LED - AC** Red, Yellow, Green, Blue, White
110-230V ac operation.
-  **Filament lamp** Available with Red, Amber, Green, Clear or Blue lenses
6V, 12/14V, 24/28V.

- ▶ IP67 Panel Sealing
- ▶ Supplied complete with gaskets/'O' rings
- ▶ Neon, LED, mains LED or filament lamp
- ▶ Bezel sizes from 7.6 to 22.9mm diameter
- ▶ Red, amber, green, blue and clear lenses
- ▶ Red, yellow, green, blue and white LEDs
- ▶ Wide choice of styles



To create a catalogue number:

Refer to the 2 columns below (terminal and type), then state: Lens colour, voltage and whether neon, LED or filament lamp

TERM	TYPE	PANEL	ILLUMINATION OPTIONS	DIMENSIONS (mm)
L 	(L) 1041 OS Chrome bezel 	 6.3  5.3 max	   	
L 	(L) 0245 OS Chrome bezel 	 7.1  4.6 max	   	
L  C 6.3  K 2.8  H 4.8 	(C) 0275 OS Chrome bezel 	 10.0  11.5 max	   	
L  C 6.3  K 2.8  H 4.8 	(C) 0277 OS Chrome bezel 	 10.0  11.5 max	   	
L  C 6.3  K 2.8  H 4.8 	(C) 0177 OS Chrome bezel 	 12.7  11.5 max	   	
C 6.3 	(C) 1092 FFS 	 19.0  4.0 max		

LED Lamps and LED Lampholders - Sealed to IP67

LED Lampholders can be supplied with or without LEDs

Colours: Red, Yellow Green and Blue LEDs.
(High Intensity is standard. Option of extra super bright).

Voltages: LEDs are available for direct connection to 2.0/2.2V or 12Vdc.
For other voltages contact sales.






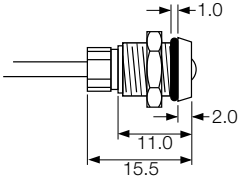
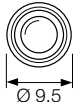





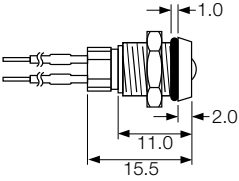
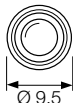





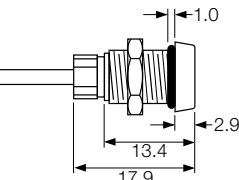







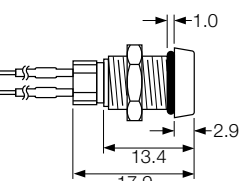

- ▶ IP67 front bezel sealing
- ▶ LED lampholders
- ▶ Supplied with or without LEDs
- ▶ Black or Chrome finish

RoHS

RoHS compliant

To create a catalogue number:

Refer to the 2 columns below (terminal and type), then state: LED colour and voltage and body finish (Black or Chrome).

TERM	TYPE	PANEL & °C	DIMENSIONS (mm)
W LED fitted 	(W) 1048 0A Designed to IP67 	 8.0  5.5max  T85	 
A LED not fitted			
L  LED & Wires fitted	L 1048 0A Designed to IP67 	 8.0  5.5max  T85	 
W LED fitted 			
A LED not fitted	(W) 1050 0A Designed to IP67 	 8.0  7.0max  T85	 
L  LED & Wires fitted			
W LED fitted 	L 1050 0A Designed to IP67 	 8.0  7.0max  T85	 
A LED not fitted			

Properties

Sealing

O-ring sealing equivalent to IP67, of both the LED to bezel, and bezel to panel is available where shown.

Polarity

The nylon base mouldings are polarity marked.

Body Material and Finish

Chromed brass or Black oxide coated brass.

Lampholders only

Items prefixed 'A' are supplied without LEDs.

LED wires or PVC covered wire leads

125mm min length wires, 6.3mm standard strip.
Alternative colours, length and strip available.

Low Voltage Lampholders - Sealed to IP67

Colour and voltage:

These lampholders are suitable for up to 50V max. Bulbs will be supplied (dependent on order quantity) if a voltage is specified.

Colours - Red, Amber, Green, (Clear & Blue, check availability).

To create a catalogue number:

Refer to the 2 columns below (terminal and type), then state: Lens colour and voltage.

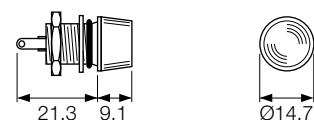
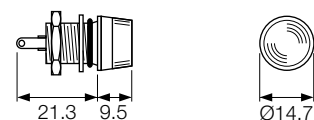
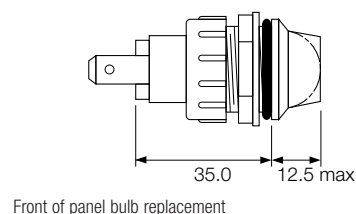
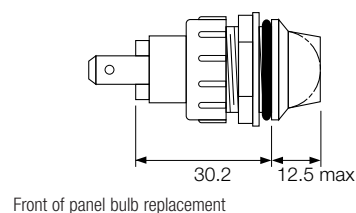
- ▶ IP67 Panel seal
- ▶ Supplied complete with gaskets/'O' rings
- ▶ Up to 50V
- ▶ Red, Amber, Green, Blue and Clear
- ▶ LES, Midget Flange, MES & MBC bulb



RoHS RoHS compliant

TERM	TYPE	PANEL & °C	ILLUMINATION OPTIONS
C 6.3	C1090 FPS (MES) 	19.0 4.0 max T85	
C 6.3	C1091 FQS (MBC) 	19.0 4.0 max T85	
T	T0062 AOS (Midget flange) Chrome bezel T0063 AOS (LES) Chrome bezel 	12.7 8.5 max T85	
T	T0062 MOS (LES & Midget flange) T0063 MOS (LES) 	12.7 8.5 max T85	

DIMENSIONS (mm)



F0445 MO

P.V.C. Insulating terminal cover.
For use with C1090 & C1091

