

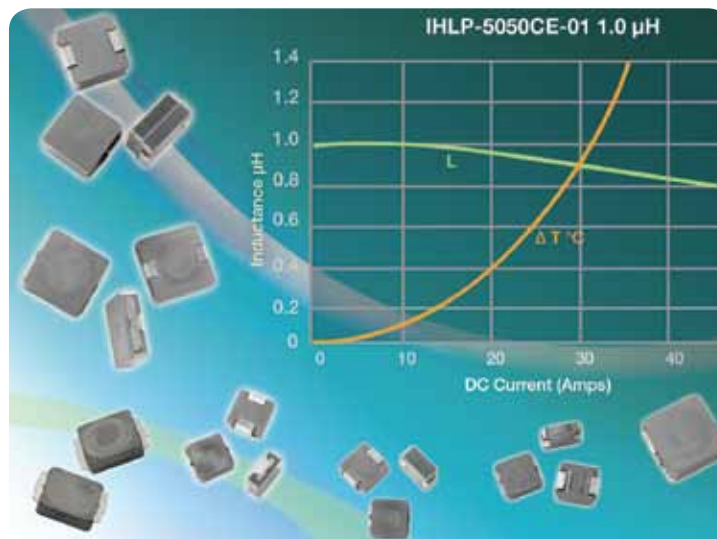


SURFACE-MOUNT POWER INDUCTORS

For Commercial Applications



Surface-Mount Power Inductors for Commercial Applications



IHLP-1212AB-11
 IHLP-1212AE-11
 IHLP-1212BZ-11
 IHLP-1616AB-01
 IHLP-1616AB-11
 IHLP-1616BZ-01
 IHLP-1616BZ-11
 IHLP-2020BZ-01
 IHLP-2020BZ-11
 IHLP-2020CZ-01
 IHLP-2020CZ-11
 IHLP-2525AH-01
 IHLP-2525BD-01
 IHLP-2525CZ-01
 IHLP-2525CZ-11
 IHLP-2525CZ-06
 IHLP-2525CZ-07

IHLP-2525EZ-01
 IHLM-2525CZ-01
 IHLM-2525CZ-06
 IHLM-2525CZ-07
 IHLP-4040DZ-01
 IHLP-4040DZ-11
 IHLP-5050CE-01
 IHLP-5050CE-06
 IHLP-5050CE-07
 IHLP-5050EZ-01
 IHLP-5050FD-01
 IHLP-6767DZ-01
 IHLP-6767DZ-11
 IHLP-6767GZ-01
 IHLP-6767GZ-11
 IHLW-4040CF-11
 IHLW-5050CE-01

RESOURCES

- For technical questions contact magnetics@vishay.com

One of the World's Largest Manufacturers of
Discrete Semiconductors and Passive Components





SURFACE-MOUNT POWER INDUCTORS

For Commercial Applications



Features

- Shielded construction
- Frequency range up to 5.0 MHz
- Lowest DCR/ μ H
- Handles high transient current spikes without saturation
- Ultra-low buzz noise, due to composite construction
- 100 % lead (Pb)-free

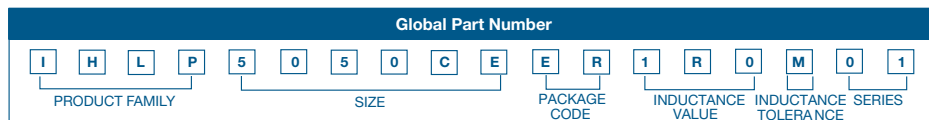


RoHS
COMPLIANT

Inductors - IHLP® Series

Model	Inductance Range**	DCR Max	Rated Current*	Dimensions in Inches [mm]
IHLP-1212AB-11 	0.22 μ H to 1.0 μ H	11.4 m Ω to 38.0 m Ω	3 A to 9.3 A	L = 0.142 [3.6] max W = 0.118 \pm 0.008 [3.0 \pm 0.2] H = 0.047 [1.2] max
IHLP-1212AE-11 	0.22 μ H to 1.5 μ H	11.4 m Ω to 46.0 m Ω	2.7 A to 8.5 A	L = 0.142 [3.6] max W = 0.118 \pm 0.008 [3.0 \pm 0.2] H = 0.059 [1.5] max
IHLP-1212BZ-11 	0.22 μ H to 3.3 μ H	11.4 m Ω to 61.0 m Ω	2.7 A to 6.5 A	L = 0.142 [3.6] max W = 0.118 \pm 0.008 [3.0 \pm 0.2] H = 0.079 [2.0] max
IHLP-1616AB-01 	0.047 μ H to 1.0 μ H	3.75 m Ω to 52.5 m Ω	4 A to 13 A	L = 0.175 \pm 0.010 [4.45 \pm 0.254] W = 0.160 \pm 0.010 [4.06 \pm 0.254] H = 0.047 [1.20] max
IHLP-1616AB-11 	0.047 μ H to 2.2 μ H	3.3 m Ω to 100 m Ω	2.75 A to 15 A	L = 0.175 \pm 0.010 [4.45 \pm 0.254] W = 0.160 \pm 0.010 [4.06 \pm 0.254] H = 0.047 [1.20] max
IHLP-1616BZ-01 	0.1 μ H to 2.2 μ H	5.0 m Ω to 90 m Ω	2.85 A to 11 A	L = 0.175 \pm 0.010 [4.45 \pm 0.254] W = 0.160 \pm 0.010 [4.06 \pm 0.254] H = 0.079 [2.0] max
IHLP-1616BZ-11 	0.01 μ H to 4.7 μ H	4.5 m Ω to 105 m Ω	1.7 A to 12 A	L = 0.175 \pm 0.010 [4.45 \pm 0.254] W = 0.160 \pm 0.010 [4.06 \pm 0.254] H = 0.079 [2.0] max
IHLP-2020BZ-01 	0.1 μ H to 10 μ H	3.9 m Ω to 199 m Ω	2.3 A to 17 A	L = 0.216 \pm 0.010 [5.49 \pm 0.254] W = 0.204 \pm 0.010 [5.18 \pm 0.254] H = 0.078 [2.0] max
IHLP-2020BZ-11 	0.1 μ H to 10 μ H	2.9 m Ω to 182.8 m Ω	2.2 A to 21 A	L = 0.216 \pm 0.010 [5.49 \pm 0.254] W = 0.204 \pm 0.010 [5.18 \pm 0.254] H = 0.078 [2.0] max
IHLP-2020CZ-01 	0.1 μ H to 15 μ H	3.16 m Ω to 265 m Ω	1.9 A to 23 A	L = 0.216 \pm 0.010 [5.49 \pm 0.254] W = 0.204 \pm 0.010 [5.18 \pm 0.254] H = 0.118 [3.0] max
IHLP-2020CZ-11 	0.1 μ H to 22 μ H	2.9 m Ω to 260 m Ω	1.9 A to 21 A	L = 0.216 \pm 0.010 [5.49 \pm 0.254] W = 0.204 \pm 0.010 [5.18 \pm 0.254] H = 0.118 [3.0] max

* DC current (A) that will cause an approximate Δ T of 40 °C.
** Other values available upon request.















SURFACE-MOUNT POWER INDUCTORS

For Commercial Applications

Applications

- Low-profile, high-current power supplies
- DC/DC converters
- Battery-powered devices with low height requirements, 1.8 mm to 3.0 mm
- PDAs, notebooks, desktop PCs, and servers
- High-current POL converters
- DC/DC converters in distributed power systems
- DC/DC converters for field programmable gate arrays (FPGAs)
- Graphics cards

Model	Inductance Range**	DCR Max	Rated Current*	Dimensions in Inches [mm]
IHLP-2525AH-01 	0.1 μ H to 4.7 μ H 0.047 μ H to 1.0 μ H	3.5 m Ω to 78 m Ω	3 A to 18 A	L = 0.270 \pm 0.015 [6.86 \pm 0.381] W = 0.255 \pm 0.010 [6.47 \pm 0.254] H = 0.071 [1.80] max
IHLP-2525BD-01 	0.1 μ H to 10 μ H	1.7 m Ω to 129 m Ω	2.5 A to 30 A	L = 0.270 \pm 0.015 [6.86 \pm 0.381] W = 0.255 \pm 0.010 [6.47 \pm 0.254] H = 0.095 [2.40] max
IHLP-2525CZ-01 	0.1 μ H to 10 μ H	1.7 m Ω to 105 m Ω	3 A to 32.5 A	L = 0.270 \pm 0.015 [6.86 \pm 0.381] W = 0.255 \pm 0.010 [6.47 \pm 0.254] H = 0.118 [3.00] max
IHLP-2525CZ-11 	1.0 μ H to 22 μ H	8.0 m Ω to 135 m Ω	2.9 A to 12.5 A	L = 0.270 \pm 0.015 [6.86 \pm 0.381] W = 0.255 \pm 0.010 [6.47 \pm 0.254] H = 0.118 [3.00] max
IHLP-2525CZ-06 	0.1 μ H to 10 μ H	1.37 m Ω to 97.71 m Ω \pm 10 % DCR tolerance 10 %	3 A to 32.5 A	L = 0.270 \pm 0.015 [6.86 \pm 0.381] W = 0.255 \pm 0.010 [6.47 \pm 0.254] H = 0.118 [3.00] max
IHLP-2525CZ-07 	0.1 μ H to 10 μ H	1.37 m Ω to 97.71 m Ω \pm 5 % DCR tolerance 5 %	3 A to 32.5 A	L = 0.270 \pm 0.015 [6.86 \pm 0.381] W = 0.255 \pm 0.010 [6.47 \pm 0.254] H = 0.118 [3.00] max
IHLP-2525EZ-01 	0.56 μ H to 10 μ H	3.6 m Ω to 71.3 m Ω	4.5 A to 20 A	L = 0.270 \pm 0.015 [6.86 \pm 0.381] W = 0.255 \pm 0.010 [6.47 \pm 0.254] H = 0.197 [5.00] max
IHLM-2525CZ-01 	0.1 μ H to 10 μ H	1.7 m Ω to 105 m Ω	3 A to 32.5 A	L = 0.270 \pm 0.015 [6.86 \pm 0.381] W = 0.255 \pm 0.010 [6.47 \pm 0.254] H = 0.118 [3.00] max
IHLM-2525CZ-06 	0.1 μ H to 10 μ H	1.37 m Ω to 97.71 m Ω \pm 10 % DCR tolerance 10 %	3 A to 32.5 A	L = 0.270 \pm 0.015 [6.86 \pm 0.381] W = 0.255 \pm 0.010 [6.47 \pm 0.254] H = 0.118 [3.00] max
IHLM-2525CZ-07 	0.1 μ H to 10 μ H	1.37 m Ω to 97.71 m Ω \pm 5 % DCR tolerance 5 %	3 A to 32.5 A	L = 0.270 \pm 0.015 [6.86 \pm 0.381] W = 0.255 \pm 0.010 [6.47 \pm 0.254] H = 0.118 [3.00] max

* DC current (A) that will cause an approximate ΔT of 40 °C.

** Other values available upon request.

IHLP Frequency Range		
Series	DC/DC Converters	Filter Inductors
-01	100 KHz to 1 MHz+	Up to SRF of Inductor
-11	25 KHz to 500 KHz	



SURFACE-MOUNT POWER INDUCTORS

For Commercial Applications



Inductors - IHLP® Series

Model	Inductance Range**	DCR Max	Rated Current*	Dimensions in Inches [mm]
IHLP-4040DZ-01 	0.19 µH to 10 µH	0.95 mΩ to 36.5 mΩ	6.8 A to 40.0 A	L = 0.453 [11.5] max W = 0.405 [10.3] max H = 0.158 [4.00] max
IHLP-4040DZ-11 	0.19 µH to 100 µH	0.8 mΩ to 270.0 mΩ	2.5 A to 40 A	L = 0.453 [11.5] max W = 0.405 [10.3] max H = 0.158 [4.00] max
IHLP-5050CE-01 	0.1 µH to 10 µH	0.96 mΩ to 34 mΩ	7 A to 43 A	L = 0.520 ± 0.015 [13.2 ± 0.38] W = 0.508 [12.9] max H = 0.138 [3.5] max
IHLP-5050CE-06 	0.6 µH to 10 µH	1.85 mΩ to 30.86 mΩ ± 10 DCR tolerance ±10 %	7 A to 29 A	L = 0.520 ± 0.015 [13.2 ± 0.38] W = 0.508 [12.9] max H = 0.138 [3.5] max
IHLP-5050CE-07 	0.6 µH to 10 µH	1.85 mΩ to 30.86 mΩ ± 5 DCR tolerance 5 %	7 A to 29 A	L = 0.520 ± 0.015 [13.2 ± 0.38] W = 0.508 [12.9] max H = 0.138 [3.5] max
IHLP-5050EZ-01 	0.1 µH to 10 µH	0.60 mΩ to 25.5 mΩ	9 A to 55 A	L = 0.520 ± 0.015 [13.2 ± 0.38] W = 0.508 [12.9] max H = 0.197 [5.0] max
IHLP-5050FD-01 	0.1 µH to 10 µH	0.50 mΩ to 17.2 mΩ	10 A to 60 A	L = 0.520 ± 0.015 [13.2 ± 0.38] W = 0.508 [12.9] max H = 0.256 [6.5] max
IHLP-6767DZ-01 	0.22 µH to 10 µH	0.88 mΩ to 24.9 mΩ	9.7 A to 65 A	L = 0.695 ± 0.010 [17.65 ± 0.254] W = 0.675 ± 0.010 [17.15 ± 0.254] H = 0.158 [4.0] max
IHLP-6767DZ-11 	0.22 µH to 47 µH	0.88 mΩ to 104 mΩ	4.6 A to 65 A	L = 0.695 ± 0.010 [17.65 ± 0.254] W = 0.675 ± 0.010 [17.15 ± 0.254] H = 0.158 [4.0] max
IHLP-6767GZ-01 	0.22 µH to 22 µH	0.66 mΩ to 26.5 mΩ	11 A to 80 A	L = 0.695 ± 0.010 [17.65 ± 0.254] W = 0.675 ± 0.010 [17.15 ± 0.254] H = 0.276 [7.0] max
IHLP-6767GZ-11 	0.33 µH to 100 µH	0.67 mΩ to 110 mΩ	5.0 A to 75.5 A	L = 0.695 ± 0.010 [17.65 ± 0.254] W = 0.675 ± 0.010 [17.15 ± 0.254] H = 0.276 [7.0] max
IHLW-4040CF-11 	0.1 µH to 22 µH	0.70 mΩ to 7.21 mΩ	16 A to 46 A	L = 0.400 ± 0.005 [10.16 ± 0.127] W = 0.400 ± 0.005 [10.16 ± 0.127] H = 0.142 [3.6] max
IHLW-5050CE-01 	0.1 µH to 10 µH	0.96 mΩ to 34 mΩ	7 A to 43 A	L = 0.500 ± 0.005 [12.7 ± 0.127] W = 0.500 ± 0.005 [12.7 ± 0.127] H = 0.138 [3.5] max

* DC current (A) that will cause an approximate ΔT of 40 °C.

** Other values available upon request.



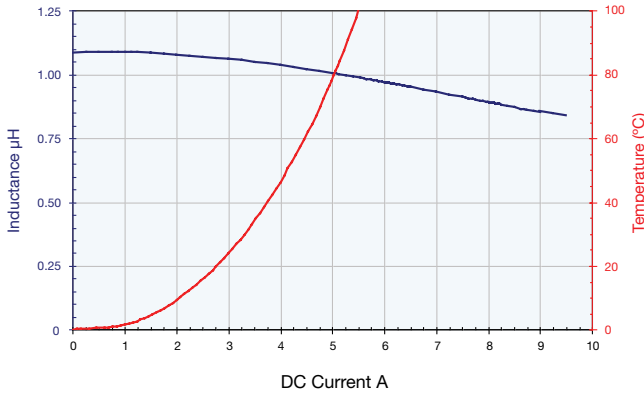
SURFACE-MOUNT POWER INDUCTORS

For Commercial Applications

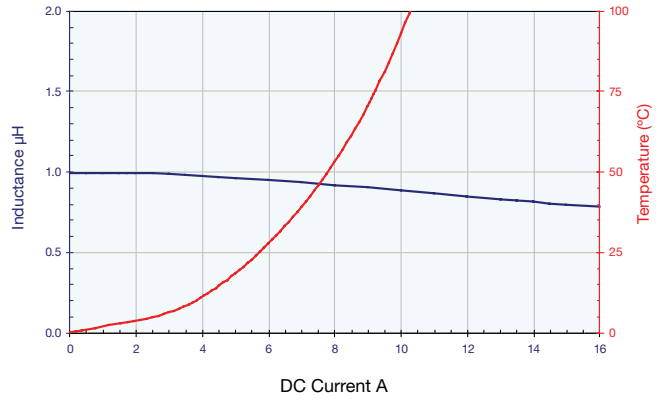


Inductors - IHLP® Series

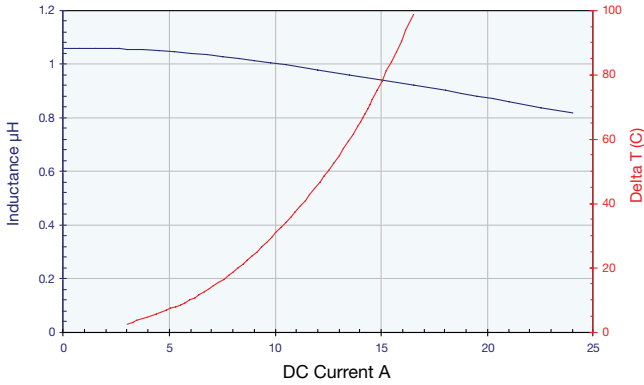
IHLP1616BZ-01 1.0μH



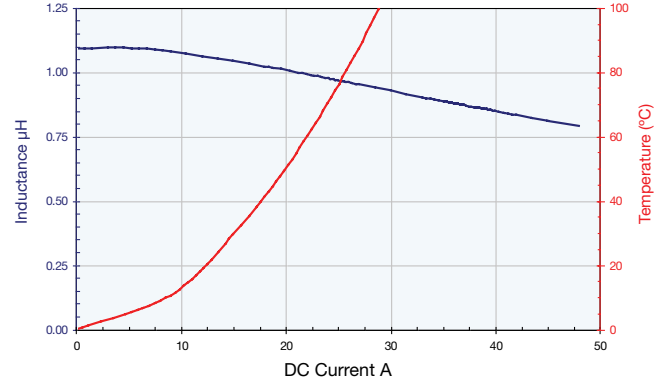
IHLP2020BZ-01 1.0μH



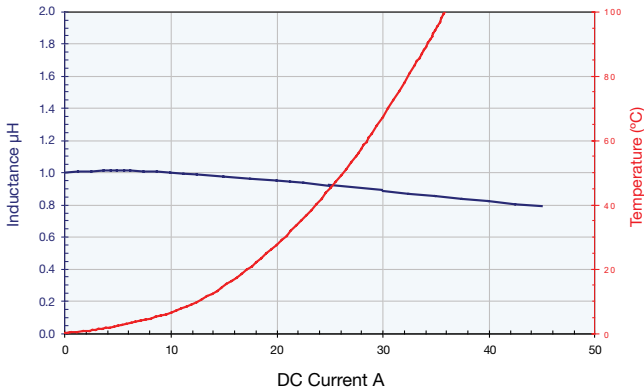
IHLP-2525CZ-01 1.0μH



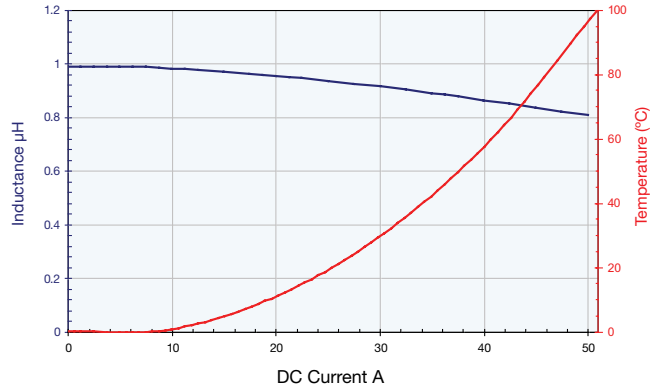
IHLP-4040DZ-01 1.0μH



IHLP-5050CE-01 1.0μH



IHLP-5050FD-01 1.0μH





SURFACE-MOUNT POWER INDUCTORS

For Commercial Applications



WORLDWIDE SALES CONTACTS

THE AMERICAS

UNITED STATES

VISHAY AMERICAS
ONE GREENWICH PLACE
SHELTON, CT 06484
UNITED STATES
PH: +1-402-563-6866
FAX: +1-402-563-6296

ASIA

SINGAPORE

VISHAY INTERTECHNOLOGY ASIA PTE LTD.
37A TAMPINES STREET 92 #07-00
SINGAPORE 528886
PH: +65-6788-6668
FAX: +65-6788-0988

P.R. CHINA

VISHAY CHINA CO., LTD.
15D, SUN TONG INFOPORT PLAZA
55 HUAI HAI WEST ROAD
SHANGHAI 200030
P.R. CHINA
PH: +86-21-5258 5000
FAX: +86-21-5258 7979

JAPAN

VISHAY JAPAN CO., LTD.
SHIBUYA PRESTIGE BLDG. 4F
3-12-22, SHIBUYA
SHIBUYA-KU
TOKYO 150-0002
JAPAN
PH: +81-3-5466-7150
FAX: +81-3-5466-7160

EUROPE

GERMANY

VISHAY ELECTRONIC GMBH
DR.-FELIX-ZANDMAN-PLATZ 1
95100 SELB
GERMANY
PH: +49-9287-71-0
FAX: +49-9287-70435

FRANCE

VISHAY S.A.
199, BD DE LA MADELEINE
06003 NICE, CEDEX 1
FRANCE
PH: +33-4-9337-2727
FAX: +33-4-9337-2726

UNITED KINGDOM

VISHAY LTD.
SUITE 6C, TOWER HOUSE
ST. CATHERINE'S COURT
SUNDERLAND ENTERPRISE PARK
SUNDERLAND SR5 3XJ
UNITED KINGDOM
PH: +44-191-516-8584
FAX: +44-191-549-9556

Inductors - IHLP® Series