

**PLEASE CHECK WWW.MOLEX.COM FOR LATEST PART INFORMATION**

**Part Number:** [0022053031](#)  
**Status:** **Active**  
**Description:** 2.54mm (.100") Pitch KK® Solid Header, Right Angle, with Friction Lock, 3 Circuits, Tin (Sn) Plating

**Documents:**

[3D Model](#) [Product Specification PS-10-07 \(PDF\)](#)  
[Drawing \(PDF\)](#) [RoHS Certificate of Compliance \(PDF\)](#)

**Agency Certification**

CSA LR19980  
 UL E29179

**General**

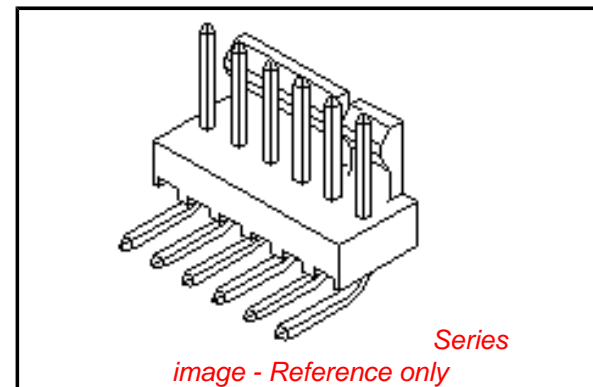
Product Family PCB Headers  
 Series [7478](#)  
 Application Wire-to-Board  
 Product Name KK®

**Physical**

Breakaway No  
 Circuits (Loaded) 3  
 Circuits (maximum) 3  
 Color - Resin Natural (White)  
 Durability (mating cycles max) 25  
 Flammability 94V-0  
 Glow-Wire Compliant No  
 Lock to Mating Part Yes  
 Material - Metal Brass  
 Material - Plating Mating Tin  
 Material - Plating Termination Tin  
 Material - Resin Nylon  
 Number of Rows 1  
 Orientation Right Angle  
 PC Tail Length (in) 0.141 In  
 PC Tail Length (mm) 3.58 mm  
 PCB Locator No  
 PCB Retention None  
 PCB Thickness Recommended (in) 0.062 In  
 PCB Thickness Recommended (mm) 1.60 mm  
 Packaging Type Bag  
 Pitch - Mating Interface (in) 0.100 In  
 Pitch - Mating Interface (mm) 2.54 mm  
 Plating min: Mating (µin) 200  
 Plating min: Mating (µm) 5  
 Plating min: Termination (µin) 200  
 Plating min: Termination (µm) 5  
 Polarized to Mating Part Yes  
 Polarized to PCB Yes  
 Shrouded Partial  
 Stackable Yes  
 Temperature Range - Operating 0°C to +75°C  
 Termination Interface: Style Through Hole

**Electrical**

Current - Maximum per Contact 4A



**EU RoHS**

**ELV and RoHS  
Compliant**  
**REACH SVHC**  
 Not Reviewed  
**Halogen-Free  
Status**

**China RoHS**



**Need more information on product  
environmental compliance?**

Email [productcompliance@molex.com](mailto:productcompliance@molex.com)  
 For a multiple part number RoHS Certificate of Compliance, [click here](#)

Please visit the [Contact Us](#) section for any non-product compliance questions.

**Search Parts in this Series**

[7478Series](#)

**Mates With**

[2695](#) , [6471](#) , [7880](#) , [4455](#) , [7720](#)

Voltage - Maximum 250V

**Solder Process Data**

Duration at Max. Process Temperature (seconds) 5  
Lead-free Process Capability Wave Capable (TH only)  
Max. Cycles at Max. Process Temperature 1  
Process Temperature max. C 235

**Material Info**

Old Part Number A-7478-03A102

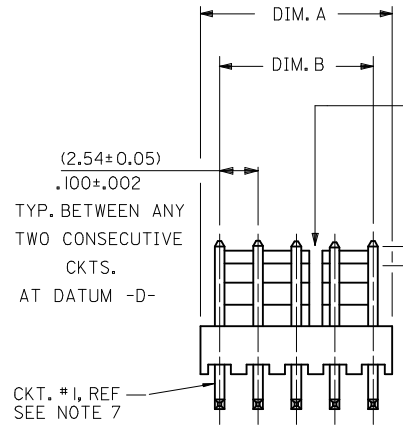
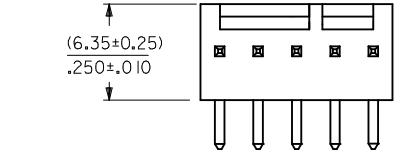
**Reference - Drawing Numbers**

Product Specification PS-10-07  
Sales Drawing SDA-7478

This document was generated on 04/09/2010

**PLEASE CHECK [WWW.MOLEX.COM](http://WWW.MOLEX.COM) FOR LATEST PART INFORMATION**

|   | 13 | 12                               | 11                             | 10               | 9 | 8 | 7 | 6 | 5 | 4 | 3 | 2 | 1 |
|---|----|----------------------------------|--------------------------------|------------------|---|---|---|---|---|---|---|---|---|
| J | 28 | (71.12 / 70.61)<br>2.800 / 2.780 | (68.58 ± 0.25)<br>2.700 ± .010 | 4 , 5<br>24 , 25 |   |   |   |   |   |   |   |   |   |
|   | 27 | (68.58 / 68.07)<br>2.700 / 2.680 | (66.04 ± 0.25)<br>2.600 ± .010 | 4 , 5<br>24 , 25 |   |   |   |   |   |   |   |   |   |
|   | 26 | (66.04 / 65.53)<br>2.600 / 2.580 | (63.50 ± 0.25)<br>2.500 ± .010 | 4 , 5<br>20 , 21 |   |   |   |   |   |   |   |   |   |
|   | 25 | (63.50 / 62.99)<br>2.500 / 2.480 | (60.96 ± 0.25)<br>2.400 ± .010 | 4 , 5<br>20 , 21 |   |   |   |   |   |   |   |   |   |
| I | 24 | (60.96 / 60.45)<br>2.400 / 2.380 | (58.42 ± 0.25)<br>2.300 ± .010 | 4 , 5<br>20 , 21 |   |   |   |   |   |   |   |   |   |
|   | 23 | (58.42 / 57.96)<br>2.300 / 2.282 | (55.88 ± 0.23)<br>2.200 ± .009 | 4 , 5<br>20 , 21 |   |   |   |   |   |   |   |   |   |
|   | 22 | (55.88 / 55.42)<br>2.200 / 2.182 | (53.34 ± 0.23)<br>2.100 ± .009 | 4 , 5<br>16 , 17 |   |   |   |   |   |   |   |   |   |
|   | 21 | (53.34 / 52.88)<br>2.100 / 2.082 | (50.80 ± 0.23)<br>2.000 ± .009 | 4 , 5<br>16 , 17 |   |   |   |   |   |   |   |   |   |
| H | 20 | (50.80 / 50.34)<br>2.000 / 1.982 | (48.26 ± 0.23)<br>1.900 ± .009 | 4 , 5<br>16 , 17 |   |   |   |   |   |   |   |   |   |
|   | 19 | (48.26 / 47.80)<br>1.900 / 1.882 | (45.72 ± 0.23)<br>1.800 ± .009 | 4 , 5<br>16 , 17 |   |   |   |   |   |   |   |   |   |
|   | 18 | (45.72 / 45.31)<br>1.800 / 1.784 | (43.18 ± 0.20)<br>1.700 ± .008 | 4 , 5<br>12 , 13 |   |   |   |   |   |   |   |   |   |
| G | 17 | (43.18 / 42.77)<br>1.700 / 1.684 | (40.64 ± 0.20)<br>1.600 ± .008 | 4 , 5<br>12 , 13 |   |   |   |   |   |   |   |   |   |
|   | 16 | (40.64 / 40.23)<br>1.600 / 1.584 | (38.10 ± 0.20)<br>1.500 ± .008 | 4 , 5<br>12 , 13 |   |   |   |   |   |   |   |   |   |
|   | 15 | (38.10 / 37.69)<br>1.500 / 1.484 | (35.56 ± 0.20)<br>1.400 ± .008 | 4 , 5<br>12 , 13 |   |   |   |   |   |   |   |   |   |
| F | 14 | (35.56 / 35.20)<br>1.400 / 1.386 | (33.02 ± 0.18)<br>1.300 ± .007 | 4 , 5<br>8 , 9   |   |   |   |   |   |   |   |   |   |
|   | 13 | (33.02 / 32.66)<br>1.300 / 1.286 | (30.48 ± 0.18)<br>1.200 ± .007 | 4 , 5<br>8 , 9   |   |   |   |   |   |   |   |   |   |
|   | 12 | (30.48 / 30.12)<br>1.200 / 1.186 | (27.94 ± 0.18)<br>1.100 ± .007 | 4 , 5<br>8 , 9   |   |   |   |   |   |   |   |   |   |
| E | 11 | (27.94 / 27.58)<br>1.100 / 1.086 | (25.40 ± 0.18)<br>1.000 ± .007 | 4 , 5<br>8 , 9   |   |   |   |   |   |   |   |   |   |
|   | 10 | (25.40 / 25.04)<br>1.000 / .986  | (22.86 ± 0.15)<br>.900 ± .006  | 4 , 5            |   |   |   |   |   |   |   |   |   |
|   | 9  | (22.86 / 22.50)<br>.900 / .886   | (20.32 ± 0.15)<br>.800 ± .006  | 4 , 5            |   |   |   |   |   |   |   |   |   |
| D | 8  | (20.32 / 19.96)<br>.800 / .786   | (17.78 ± 0.15)<br>.700 ± .006  | 4 , 5            |   |   |   |   |   |   |   |   |   |
|   | 7  | (17.78 / 17.42)<br>.700 / .686   | (15.24 ± 0.13)<br>.600 ± .005  | 4 , 5            |   |   |   |   |   |   |   |   |   |
|   | 6  | (15.24 / 14.88)<br>.600 / .586   | (12.70 ± 0.13)<br>.500 ± .005  | 4 , 5            |   |   |   |   |   |   |   |   |   |
|   | 5  | (12.70 / 12.40)<br>.500 / .488   | (10.16 ± 0.13)<br>.400 ± .005  | NONE             |   |   |   |   |   |   |   |   |   |
| C | 4  | (10.16 / 9.86)<br>.400 / .388    | (7.62 ± 0.13)<br>.300 ± .005   | NONE             |   |   |   |   |   |   |   |   |   |
|   | 3  | (7.62 / 7.32)<br>.300 / .288     | (5.08 ± 0.10)<br>.200 ± .004   | NONE             |   |   |   |   |   |   |   |   |   |
|   | 2  | (5.08 / 4.78)<br>.200 / .188     | (2.54 ± 0.05)<br>.100 ± .002   | NONE             |   |   |   |   |   |   |   |   |   |



CTKT. #1, REF SEE NOTE 7

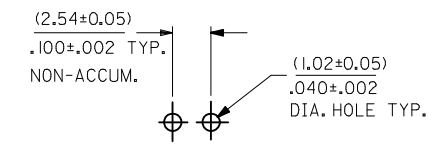
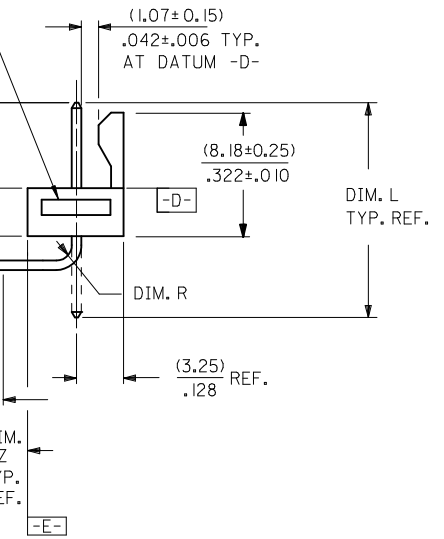
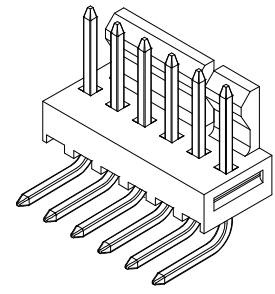
SLOTS LOCATED BETWEEN CIRCUITS (SEE CHART)

CENTERLINE OF PIN IN AREA SHOWN NOT TO VARY FROM CENTERLINE OF PIN AT DATUM -D- BY MORE THAN (0.20)/.008 IN ANY DIRECTION

GROOVE MAY BE PRESENT ON 2-6 CIRCUIT PARTS (BOTH SIDES).

CENTERLINE OF PIN IN AREA SHOWN NOT TO VARY FROM CENTERLINE OF PIN AT DATUM -E- BY MORE THAN (0.13)/.005 IN ANY DIRECTION

| SECONDARY OPERATIONS |                       |
|----------------------|-----------------------|
| CODE                 | PACKAGE               |
| BLANK                | BULK PK-7478-001      |
| T                    | TUBE PER PK-44743-001 |



RECOMMENDED P.C. BOARD HOLE LAYOUT

NO. OF CKTS. →  
VERSION LETTER CHANGES WHEN PIN NO. OR PRESS DIM. CHANGES

|     |     |
|-----|-----|
| 7   | Y4  |
| 6   | W1  |
| 5   | Y8  |
| 4   | Y7  |
| 3   | Y9  |
| 2   | Y9  |
| 1   | Z   |
| SHT | REV |

|              |                     |             |            |            |
|--------------|---------------------|-------------|------------|------------|
| ADD GROOVE   | EC NO: UCP2009-0785 | 2008/12/29  | 2009/01/30 | 2009/01/30 |
| DRWN:MKIPPER | CHKD:SSOUSEK        | APPR:FSMITH |            |            |
| REV          | DESCRIPTION         |             |            |            |
| Z            |                     |             |            |            |

| QUALITY SYMBOLS | GENERAL TOLERANCES (UNLESS SPECIFIED)                |        |
|-----------------|--|--------|
|                 | mm   | INCH   |
| ▽=0             | 4 PLACES ± ---                                       | ± ---  |
| ▽=0             | 3 PLACES ± ---                                       | ± .010 |
|                 | 2 PLACES ± 0.25                                      | ± .015 |
|                 | 1 PLACE ± 0.38                                       | ± ---  |
|                 | ANGULAR ± 1/2°                                       |        |
|                 | DRAFT WHERE APPLICABLE MUST REMAIN WITHIN DIMENSIONS |        |

| DIMENSION STYLE |            | SCALE                    | DESIGN UNITS | THIRD ANGLE PROJECTION |
|-----------------|------------|--------------------------|--------------|------------------------|
| MM/IN           |            | 4:1                      | INCH         |                        |
| DRAWN BY        | DATE       | TITLE                    |              |                        |
| GUZIC           | 1987/07/30 | FRICTION LOCK HEADER ASY |              |                        |
| CHECKED BY      | DATE       | .100 CL BENT SQ PINS     |              |                        |
| PATEL           | 1987/07/30 | 7478 SERIES DWG          |              |                        |
| APPROVED BY     | DATE       | MOLEX INCORPORATED       |              |                        |
| LENZ            | 1987/07/30 | DOCUMENT NO. SDA-7478    |              |                        |
| MATERIAL NO.    | SEE CHART  | SHEET NO. 1 OF 7         |              |                        |

|   |  |  |  |  |
|---|--|--|--|--|
| THIS DRAWING CONTAINS INFORMATION THAT IS PROPRIETARY TO MOLEX INCORPORATED AND SHOULD NOT BE USED WITHOUT WRITTEN PERMISSION |  |  |  |  |
|---|--|--|--|--|

NOTES:

- MATERIAL: NYLON, UL94V-0, COLOR: WHITE
- FINISH:
  - (102) - OVERALL TIN: (0.00508)/.000200 MIN., OVERALL COPPER UNDERPLATE: (0.00254)/.000100 MIN.
  - (154) - OVERALL TIN: (0.00254)/.000100 MIN., OVERALL NICKEL UNDERPLATE: (0.00127)/.000050 MIN.
  - (501) - OVERALL GOLD: (0.00051)/.000020 MIN., OVERALL NICKEL UNDERPLATE: (0.00076)/.000030 MIN.
  - (503) - OVERALL GOLD: (0.00076)/.000030 MIN., OVERALL NICKEL UNDERPLATE: (0.00127)/.000050 MIN.
  - (531) - OVERALL GOLD: (0.00038)/.000015 MIN., OVERALL NICKEL UNDERPLATE: (0.00076)/.000030 MIN.
- PARTS CONFORM TO PRODUCT SPECIFICATION PS-10-07.
- PACKAGING INFORMATION: SEE LEGEND.
- PARTS ARE STACKABLE END TO END ON (2.54)/.100 CENTERS.
- PIN PUSH OUT FORCE: 2 LBS. MIN.
- CIRCUIT ONE DESIGNATION IS USED TO DEFINE VOID LOCATION. CIRCUIT ONE MAY OR MAY NOT LINE UP WITH CIRCUIT ONE ON THE MATING HOUSING.
- THIS PART CONFORMS TO CLASS B REQUIREMENTS OF COSMETIC SPECIFICATION PS-45499-002.

|   | 13            | 12             | 11              | 10             | 9              | 8              | 7      | 6              | 5        | 4       | 3      | 2      | 1      |        |        |        |   |
|---|---------------|----------------|-----------------|----------------|----------------|----------------|--------|----------------|----------|---------|--------|--------|--------|--------|--------|--------|---|
| J | ENG. NO.      | PIN NO.        | DIM. L          | DIM. X         | DIM. Z         | DIM. Y         | DIM. W | DIM. R         | ENG. NO. | PIN NO. | DIM. L | DIM. X | DIM. Z | DIM. Y | DIM. W | DIM. T | J |
|   | A-7478-NA102  | 2766-41(I102)  | (18.69)<br>.736 | (6.60)<br>.260 | (3.58)<br>.141 | (3.05)<br>.120 | 90°    | (1.17)<br>.046 |          |         |        |        |        |        |        |        |   |
|   | A-7478-NA50I  | 2766-41(I50I)  | (18.69)<br>.736 | (6.60)<br>.260 | (3.58)<br>.141 | (3.05)<br>.120 | 90°    | (1.17)<br>.046 |          |         |        |        |        |        |        |        |   |
| I | A-7478-NA50IT | 2766-41(I50IT) | (18.69)<br>.736 | (6.60)<br>.260 | (3.58)<br>.141 | (3.05)<br>.120 | 90°    | (1.17)<br>.046 |          |         |        |        |        |        |        |        |   |
|   | A-7478-NA102T | 2766-41(I102T) | (18.69)<br>.736 | (6.60)<br>.260 | (3.58)<br>.141 | (3.05)<br>.120 | 90°    | (1.17)<br>.046 |          |         |        |        |        |        |        |        |   |
| H |               |                |                 |                |                |                |        |                |          |         |        |        |        |        |        |        |   |
| G |               |                |                 |                |                |                |        |                |          |         |        |        |        |        |        |        |   |
| F |               |                |                 |                |                |                |        |                |          |         |        |        |        |        |        |        |   |
| E |               |                |                 |                |                |                |        |                |          |         |        |        |        |        |        |        |   |
| D |               |                |                 |                |                |                |        |                |          |         |        |        |        |        |        |        |   |
| C |               |                |                 |                |                |                |        |                |          |         |        |        |        |        |        |        |   |

|   |  |                               |  |                      |                          |                     |                          |                      |                        |                     |  |
|---|--|-------------------------------|--|----------------------|--------------------------|---------------------|--------------------------|----------------------|------------------------|---------------------|--|
| B | ADD A-7478-NA102T<br>EC NO: UCP2006-1815<br>DRAWN:ADER 2006/02/06<br>CHKD:AEI/HAG 2006/02/06<br>APPR:FSM/TH 2006/02/09 | QUALITY SYMBOLS<br>▽=0<br>▽=0 | GENERAL TOLERANCES (UNLESS SPECIFIED)                      |                      | DIMENSION STYLE<br>IN/MM |                     | SCALE<br>---             | DESIGN UNITS<br>INCH | THIRD ANGLE PROJECTION |                     | TITLE<br>FRICTION LOCK HEADER ASY<br>.100 CL BENT SQ PINS<br>7478 SERIES DWG<br>molex MOLEX INCORPORATED |
|   |  |                               | 4 PLACES ± --- ± ---                                       | 3 PLACES ± --- ± --- | 2 PLACES ± --- ± ---     | 1 PLACE ± --- ± --- | ANGULAR ± --- °          | DRAWN BY<br>GUZIK    | DATE<br>1987/07/10     | CHECKED BY<br>PATEL |  |
| A | Y9   |                               | DRAFT WHERE APPLICABLE<br>MUST REMAIN<br>WITHIN DIMENSIONS |                      | SEE CHART                |                     | DOCUMENT NO.<br>SDA-7478 |                      | SHEET NO.<br>2 OF 7    |                     |  |

|   | 13           | 12              | 11           | 10              | 9             | 8              | 7             | 6             | 5        | 4        | 3        | 2        | 1        |          |
|---|--------------|-----------------|--------------|-----------------|---------------|----------------|---------------|---------------|----------|----------|----------|----------|----------|----------|
|   | A-7478-NA102 |                 | A-7478-NA501 |                 | A-7478-NA501T |                | A-7478-NA102T |               |          |          |          |          |          |          |
| J | PART NO.     | ENG. NO.        | PART NO.     | ENG. NO.        | PART NO.      | ENG. NO.       | PART NO.      | ENG. NO.      | PART NO. | ENG. NO. | PART NO. | ENG. NO. | PART NO. | ENG. NO. |
|   | 22-05-3021   | * A-7478-2A102  | 22-12-2024   | * A-7478-2A501  | 50-29-1710    | A-7478-2A501T  | 50-34-8500    | A-7478-2A102T |          |          |          |          |          |          |
|   | 22-05-3031   | * A-7478-3A102  | 22-12-2034   | * A-7478-3A501  | 50-29-1711    | A-7478-3A501T  | 50-34-8501    | A-7478-3A102T |          |          |          |          |          |          |
|   | 22-05-3041   | * A-7478-4A102  | 22-12-2044   | * A-7478-4A501  | 50-29-1705    | A-7478-4A501T  | 50-34-8502    | A-7478-4A102T |          |          |          |          |          |          |
| I | 22-05-3051   | * A-7478-5A102  | 22-12-2054   | * A-7478-5A501  | 50-29-1712    | A-7478-5A501T  |               |               |          |          |          |          |          |          |
|   | 22-05-3061   | * A-7478-6A102  | 22-12-2064   | * A-7478-6A501  | 50-29-1713    | A-7478-6A501T  |               |               |          |          |          |          |          |          |
|   | 22-05-3071   | * A-7478-7A102  | 22-12-2074   | * A-7478-7A501  | 50-29-1714    | A-7478-7A501T  |               |               |          |          |          |          |          |          |
|   | 22-05-3081   | * A-7478-8A102  | 22-12-2084   | * A-7478-8A501  | 50-29-1715    | A-7478-8A501T  |               |               |          |          |          |          |          |          |
|   | 22-05-3091   | * A-7478-9A102  | 22-12-2094   | * A-7478-9A501  | 50-29-1716    | A-7478-9A501T  |               |               |          |          |          |          |          |          |
| H | 22-05-3101   | * A-7478-10A102 | 22-12-2104   | * A-7478-10A501 | 50-29-1717    | A-7478-10A501T |               |               |          |          |          |          |          |          |
|   | 22-05-3111   | * A-7478-11A102 | 22-12-2114   | * A-7478-11A501 | 50-29-1718    | A-7478-11A501T |               |               |          |          |          |          |          |          |
|   | 22-05-3121   | * A-7478-12A102 | 22-12-2124   | * A-7478-12A501 | 50-29-1719    | A-7478-12A501T |               |               |          |          |          |          |          |          |
|   | 22-05-3131   | * A-7478-13A102 | 22-12-2134   | * A-7478-13A501 | 50-29-1720    | A-7478-13A501T |               |               |          |          |          |          |          |          |
|   | 22-05-3141   | * A-7478-14A102 | 22-12-2144   | * A-7478-14A501 | 50-29-1721    | A-7478-14A501T |               |               |          |          |          |          |          |          |
|   | 22-05-3151   | * A-7478-15A102 | 22-12-2154   | * A-7478-15A501 | 50-29-1722    | A-7478-15A501T |               |               |          |          |          |          |          |          |
| G | 22-05-3161   | * A-7478-16A102 | 22-12-2164   | * A-7478-16A501 | 50-29-1723    | A-7478-16A501T |               |               |          |          |          |          |          |          |
|   | 22-05-3171   | * A-7478-17A102 | 22-12-2174   | * A-7478-17A501 | 50-29-1724    | A-7478-17A501T |               |               |          |          |          |          |          |          |
|   | 22-05-3181   | * A-7478-18A102 | 22-12-2184   | * A-7478-18A501 | 50-29-1725    | A-7478-18A501T |               |               |          |          |          |          |          |          |
|   | 22-05-3191   | * A-7478-19A102 | 22-12-2194   | * A-7478-19A501 | 50-29-1726    | A-7478-19A501T |               |               |          |          |          |          |          |          |
|   | 22-05-3201   | * A-7478-20A102 | 22-12-2204   | * A-7478-20A501 | 50-29-1727    | A-7478-20A501T |               |               |          |          |          |          |          |          |
|   | 22-05-3211   | * A-7478-21A102 | 22-12-2214   | * A-7478-21A501 | 50-29-1728    | A-7478-21A501T |               |               |          |          |          |          |          |          |
| F | 22-05-3221   | * A-7478-22A102 | 22-12-2224   | * A-7478-22A501 | 50-29-1729    | A-7478-22A501T |               |               |          |          |          |          |          |          |
|   | 22-05-3231   | * A-7478-23A102 | 22-12-2234   | * A-7478-23A501 | 50-29-1730    | A-7478-23A501T |               |               |          |          |          |          |          |          |
|   | 22-05-3241   | * A-7478-24A102 | 22-12-2244   | * A-7478-24A501 | 50-29-1731    | A-7478-24A501T |               |               |          |          |          |          |          |          |
|   | 22-05-3251   | * A-7478-25A102 | 22-12-2254   | * A-7478-25A501 | 50-29-1732    | A-7478-25A501T |               |               |          |          |          |          |          |          |
|   | 22-05-3261   | * A-7478-26A102 | 22-12-2264   | * A-7478-26A501 | 50-29-1733    | A-7478-26A501T |               |               |          |          |          |          |          |          |
| E | 22-05-3271   | * A-7478-27A102 | 22-12-2274   | * A-7478-27A501 | 50-29-1734    | A-7478-27A501T |               |               |          |          |          |          |          |          |
|   | 22-05-3281   | * A-7478-28A102 | 22-12-2284   | * A-7478-28A501 | 50-29-1735    | A-7478-28A501T |               |               |          |          |          |          |          |          |

D

C

B

A

|  |   |   |   |                 |                          |                                    |   |   |
|--|---|---|---|-----------------|--------------------------|------------------------------------|---|---|
| ADD P/N'S<br>FCC NO. UCP2006-1815<br>DRAWN/ADDER<br>CHKD: AELHAG<br>APPR: FSM TH<br>Y9 | DESCRIPTION<br>2006/02/06<br>2006/02/06<br>2006/02/09 | QUALITY SYMBOLS   | GENERAL TOLERANCES<br>(UNLESS SPECIFIED)<br>mm INCH<br>4 PLACES ± --- ± ---<br>3 PLACES ± --- ± ---<br>2 PLACES ± --- ± ---<br>1 PLACE ± --- ± ---<br>ANGULAR ± --- ° | DIMENSION STYLE | SCALE                    | DESIGN UNITS                       | THIRD ANGLE PROJECTION  |   |
|  |   |   |   | IN/MM           | ---                      | INCH                               | DRAWN BY DATE<br>GUZIK 1987/07/10<br>CHECKED BY DATE<br>PATEL 1987/07/10<br>APPROVED BY DATE<br>LENZ 1987/07/10 | TITLE<br>FRICTION LOCK HEADER ASY<br>.100 CL BENT SQ PINS<br>7478 SERIES DWG. |
|  |   | DRAFT WHERE APPLICABLE MUST REMAIN WITHIN DIMENSIONS  |   | SEE CHART       | MATERIAL NO.<br>SDA-7478 | DOCUMENT NO.<br>MOLEX INCORPORATED | SHEET NO.<br>3 OF 7   |   |
|  |   | THIS DRAWING CONTAINS INFORMATION THAT IS PROPRIETARY TO MOLEX INCORPORATED AND SHOULD NOT BE USED WITHOUT WRITTEN PERMISSION |   |                 |                          |                                    |   |   |

J

I

H

G

F

E

D

C

B

A