

Metri-Pack Connection Systems

Description

Metri-Pack is a family of electrical connection systems which utilizes internationally standardized male blade sizes, allowing for flexibility in design. Blade sizes range from 1.5 mm to 8 mm with current capability ranging from 14 to 60 amps. Metri-Pack systems are designed to be compatible with processing techniques such as automated pull-to-seat and push-to-seat assembly, dual-stage crimping, load cell crimp inspection and automated part identification and orientation.

Typical Applications


Ideal for low energy electronic circuits or power circuit applications, the Metri-Pack product line includes:

- High-performance interconnects in sealed or unsealed versions.
- Custom-engineered direct connections to motors, switches, sensors and other devices.
- Environmentally sealed electronic headers with current capacity of 14 amps, designed for service in severe environments.
- Junction blocks and electrical centers.


Performance Advantages

With an extended product range, Metri-Pack systems offer significant design and application versatility. Metri-Pack connections feature Terminal Position Assurance (TPA), Connector Position Assurance (CPA), serrated crimps and triple-rib peripheral seals. In addition, these field-proven systems provide exceptional performance, confirmed over many years on global applications.


Features
<ul style="list-style-type: none"> • Connector Position Assurance (CPA)
<ul style="list-style-type: none"> • Terminal Position Assurance (TPA)
<ul style="list-style-type: none"> • Electrical versatility from high current to low energy circuits
<ul style="list-style-type: none"> • Excellent resistance to temperature, chemicals and abrasion
<ul style="list-style-type: none"> • Strength and stability of terminals assures correct alignment
<ul style="list-style-type: none"> • -40°C to 125°C temperature range




150 Series




280 Series



480 Series



630 Series



800 Series

Metri-Pack Connection Systems

Application Guidelines

150 Series

Cable Range	0.35 – 1.0 mm ²
Current Range	0 – 14 amps
Temperature Range	-40°C to 125°C
Resistance	<10mΩ @ 20mV
Voltage Drop	<10.0mV/amp
Centerline Spacing – unsealed	3.5 mm
Centerline Spacing – sealed	6.0 mm
Blade Width	1.5 mm

280 Series

Cable Range	0.35 – 5.0 mm ²
Current Range	0 – 30 amps
Temperature Range	-40°C to 125°C
Resistance	<10mΩ @ 20mV
Voltage Drop	<3.0mV/amp
Centerline Spacing – unsealed	5.0 mm
Centerline Spacing – sealed	7.7 mm
Blade Width	2.8 mm

480 Series

Cable Range – unsealed	0.35 – 5.0 mm ²
Cable Range – sealed	0.50 – 5.0 mm ²
Current Range	0 – 42 amps
Temperature Range	-40°C to 125°C
Resistance	<10mΩ @ 20mV
Voltage Drop	<3.0mV/amp
Centerline Spacing – unsealed	6.9 mm
Centerline Spacing – sealed	9.5 mm
Blade Width	4.8 mm

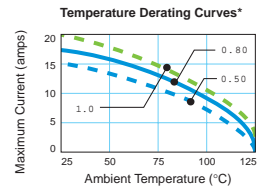
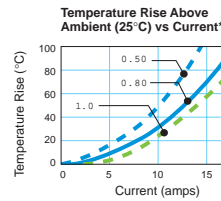
630 Series

Cable Range – unsealed	0.35 – 5.0 mm ²
Cable Range – sealed	0.50 – 5.0 mm ²
Current Range	0 – 46 amps
Temperature Range	-40°C to 125°C
Resistance	<10mΩ @ 20mV
Voltage Drop	<3.0mV/amp
Centerline Spacing – unsealed	8.5 mm
Centerline Spacing – sealed	10.8 mm
Blade Width	6.3 mm

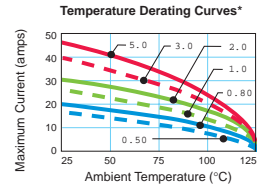
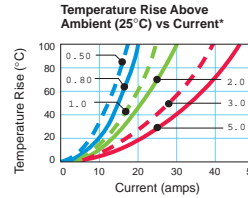
800 Series

Cable Range	2.0 – 8.0 mm ²
Current Range	0 – 60 amps
Temperature Range	-40°C to 125°C
Resistance	<10mΩ @ 20mV
Voltage Drop	<3.0mV/amp
Centerline Spacing – unsealed	10.3 mm
Blade Width	8.0 mm

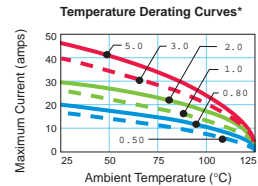
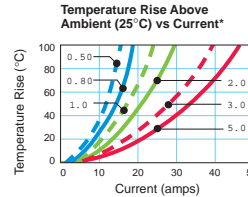
150 Series Terminals – Tin Plated



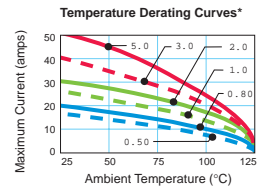
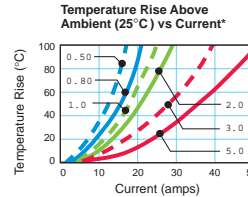
280 Series Terminals – Tin Plated



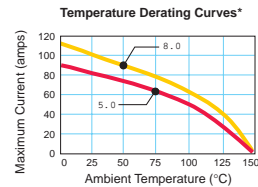
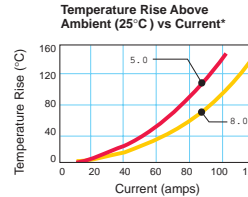
480 Series Terminals – Tin Plated



630 Series Terminals – Tin Plated



800 Series Terminals – Tin Plated



* The test data is based on single circuits in free space and was generated using a "Lumped Resistance" model. The data presented here does not account for all variables that would be present in an actual application. Delphi Engineering can model customers' specific applications upon request. For additional detailed product performance, contact 1-800-722-5273 or visit our website at www.delphi.com.

0.5 mm ²	3.0 mm ²
0.8 mm ²	5.0 mm ²
1.0 mm ²	8.0 mm ²
2.0 mm ²	

www.delphi.com/connect

Printed on Recycled Paper.
© 2000, Delphi. All rights reserved.
Printed in the U.S.A.
DP-01-E-023 401 • 502/3W • 203/3W

DELPHI

Connection Systems

M/C 483.400.301
5725 Delphi Drive
Troy, MI 48098-2815
U.S.A.
Tel: [1] 248.813.2334
Fax: [1] 248.813.2333