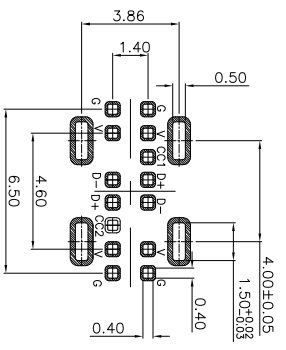
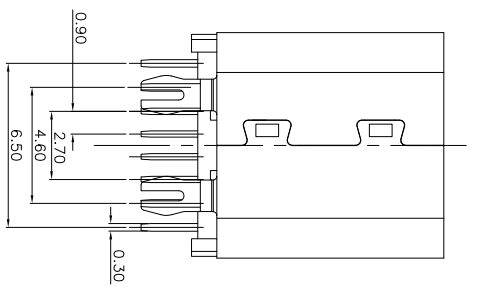
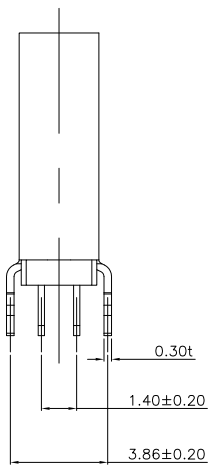
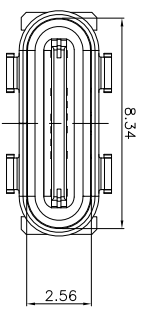
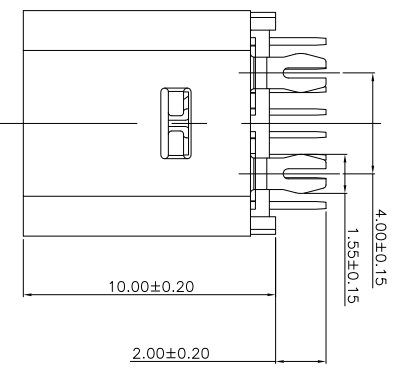
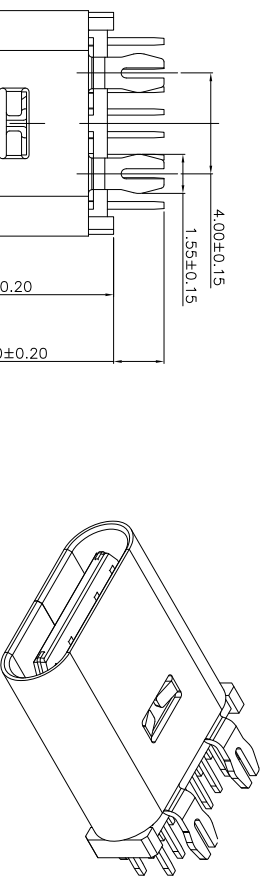


1 2 3 4 5 6 7 8 9 10

ROHS



RECOMMENDED P.C.B. LAYOUT  
TOLERANCE UNSPECIFIED ±0.05mm

MAPX	MODIFICATION	DRW	DATE

1. MATERIAL:  
MOLDING: LCP U94 V-0  
CONTACT: COPPER ALLOY  
GOLD PLATED ON CONTACT AREA 100μ"  
MIN TIN (LEAD FREE) ON SOLDER AREA,  
SHELL: SUS304-H1=0.30±0.03mm  
50μ" NICKEL PLATING OVER ALL.  
SHLD: SUS304-H1=0.12±0.03mm
2. MECHANICAL:  
INSERTION: 5~20N,  
EXTRACTION: 8~20N,  
DURABILITY: 5000 CYCLES
3. ELECTRICAL:  
CURRENT: 3A MIN FOR VBUS;

VOLTAGE: 5VAC MAX  
WITHSTANDING VOLTAGE: 100V AC.  
CONTACT RESISTANCE: 40mΩ MAX.  
INSULATION RESISTANCE: 100MΩ MIN.  
4. ENVIRONMENTAL  
TEMPERATURE RANGE -55°C ~ +85°C

UCF-039C X X C X - 1 X  
HOUSING MATERIAL: 1=PPR  
1=FR  
HOUSING COLOR: B=BLACK  
W=WHITE  
PACKAGE TYPE  
CONTACT PLATING  
01=G/F  
02=PLATED GOLD 3μ"

产品图

公差一览表

公差	范围
X	+0.35
X	+0.20
XX	±0.10
XXX	+0.05

深圳市精拓电子有限公司  
Shenzhen Jing Tuo Jin Electronics Co., Ltd.

单位	MM	制图	许密强	制图料号	USB C TYPE 14PIN 直立式 DIP TYPE
比例	1:1	审核	郭治富	产品名称	
日期	2016-08-09	核准	黄国荣	角法	
DATE		APPD		版本	A0