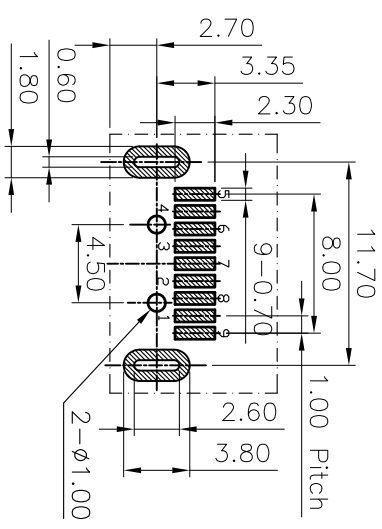
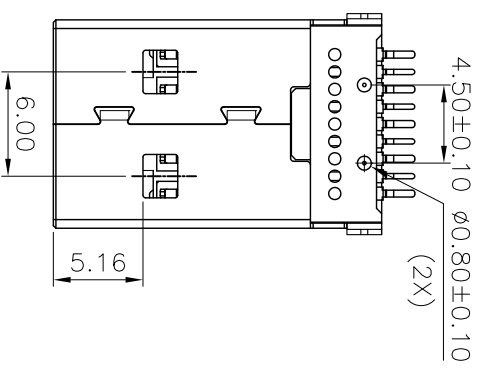
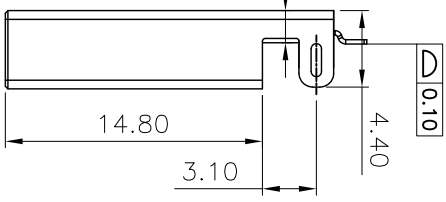
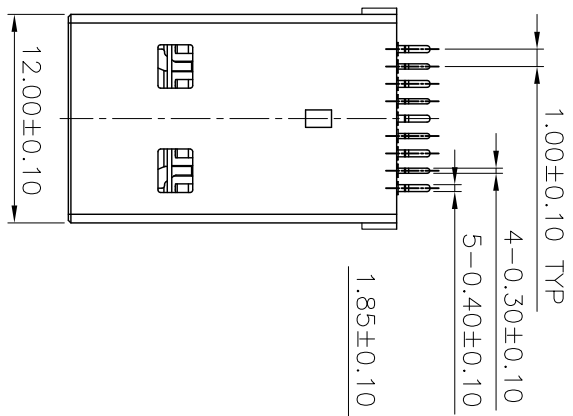
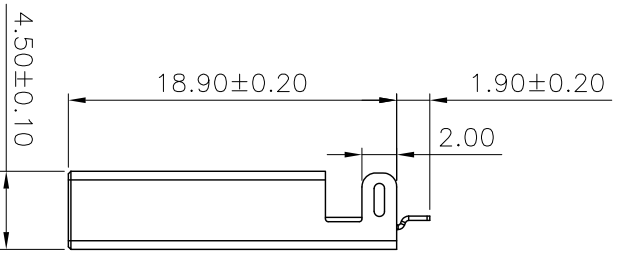
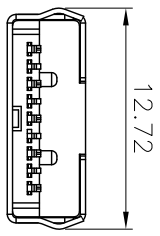
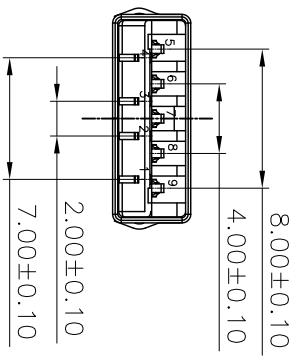


MAPX	MODIFICATION	DATE
------	--------------	------



REFERENCE PCB LAYOUT



Pin NUMBER	SIGNAL NAME
1	VBUS
2	D-
3	D+
4	GND
5	Stda_SSRX-
6	Stda_SSRX+
7	GND_DRAIN
8	Stda_SSTX-
9	Stda_SSTX+
Shell Shield	

产品图  
PRODUCT CHART DWG

深圳市精拓金电子有限公司

公差一览表		单位	制图	制图料号
TOLERANCE UNLESS OTHERWISE	公差	UNITS	DRAWING	PRODUCT PART NO.
X ±0.35	X	MM	审核 Gavin	USB_AM 3.0 SMT K脚
X ±0.30	X	1:1	审核 郭治富	[L=1.9 有孔 有柱]
XX ±0.20	XX	DATE	核准 黄国荣	角法
XXX ±0.10	XXX	2016-09-09	APRD	版本
				AD

**SPECIFICATIONS:**  
 Contact current Rating:  
 1.8 Amperes for pin1&pin4.  
 0.25 Amperes other contacts  
 Dielectric Withstanding Voltage:AC 100V(RMS)  
 Insulation resistance:100Mmegohms Minimum.  
 Contact Resistance:  
 30mΩ Max for pin1&pin4  
 50mΩMax for other contacts  
 Mechanical Characteristics:  
 Mating Force:35 Newtons.Maximum  
 Unmating Force:10 Newtons.Minimum.  
**MATERIAL:**  
 Housing: LCP+30%GF 94V-0 COLOR:BLUE  
 Contact: copper alloy( T=0.25mm)  
 Shell: SPCC  
**PLATING:**  
 Contact: Au Plated on contact area  
 Tin Plated on solder area  
 Nickel underplating over all  
 Nickel Plated  
 operating Temperature: -55°to+85°