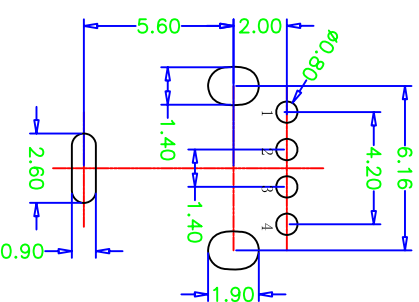
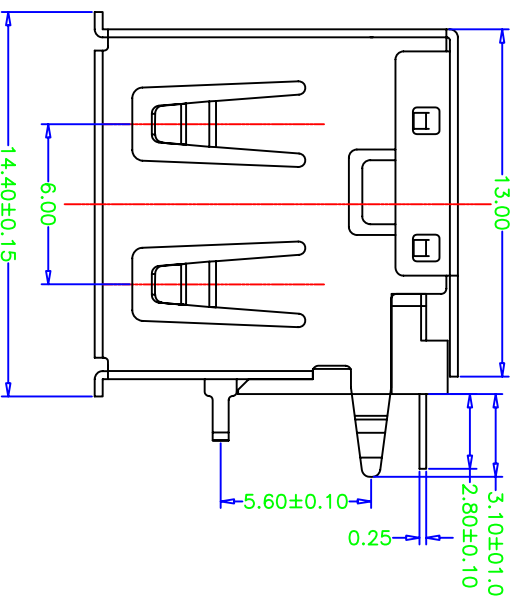
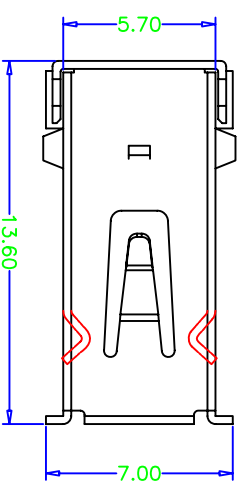
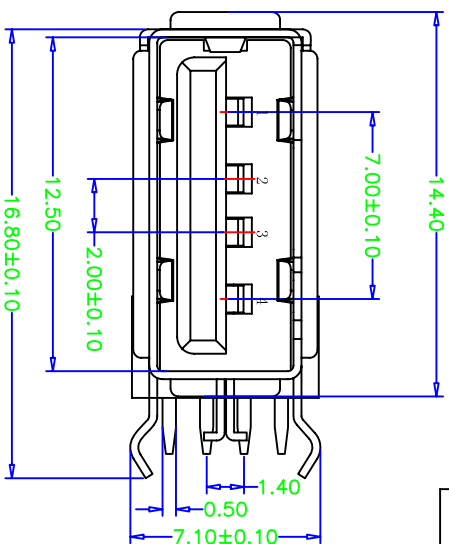
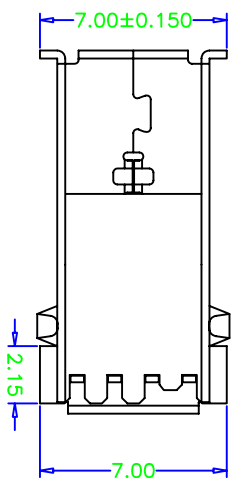


REV	MODIFICATION	DATE
A0	胶芯变更	2013.12.20



RECOMMENDED PCB LAYOUT
GENERAL TOLERANCES: ±0.05

NOTE:

1. Material:

Housing: Thermoplastics, UL94V-0 (ROHS, HF)
Contact: Phosphor Bronze C5191-EH/C2680-EH, T=0.25mm
Shell: COPPER ALLOY T=0.30mm

2. FINISH:

Contact: 15u" Gold Plated on Contact Area,
80u" Min.Tin Plated on Solder Area
50u" Min.Nickel Underplating Over ALL.
Shell: 50u" Min.Nickel Underplating Over ALL.

3. Specification:

3.1: Rating:
Rated voltage 500V AC/DC. Rated current: 2 A Max.
3.2: Electrical:
Insulation Resistance(EIA-364-21):
1000MΩ Min. at 500V/DC for 1Minute.
Contact Resistance(EIA-364-23):
30 mΩ Max. at 20mV Max, 50mA

Dielectric Withstanding Voltage(EIA-364-20):
No discharge, flashover or breakdown at 500V/AC 1Minute

4. Plug extraction force shall be between 1.0kgf and 2.00kgf
5. Contact finish:

- 01: Selective Gold Flash
- 02: Selective Gold 3U"
- 03: Selective Gold 5U"
- 04: Selective Gold 15U"
- 05: Selective Gold 30U"

产品图
PRODUCT CHART DWG

深圳市精拓金电子有限公司

TOLERANCE UNLESS OTHERWISE	公差一覽表	單位	MM	制圖	制圖料號
X ±0.25	X	UNITS	1.1	DRAWING	PRODUCT PART NO.
X ±0.20	X	SCALE	1:1	审核	PRODUCT NAME
XX ±0.15	XX	DATE	2013.12.20	核准	USB A/F 獨立短接4PIN Y型腳有卷邊 (零脚 L=3.6)
XXX ±0.10	XXX	DATE		APPD	角法
					版本
					REV
					A0