


Multilayer Chip Power Inductor – MPH Series

Operating Temp. : -55°C~+125°C



FEATURES

- Higher DC bias current and lower DC resistance due to trench technology
- Low profile and thin thickness
- Monolithic structure for high reliability
- Excellent solderability and high heat resistance
- No cross coupling due to magnetic shield

APPLICATIONS

- DC-DC converter circuits for mobile phones, wearable devices, DVCs, HDDs, etc.

PRODUCT IDENTIFICATION

MPH **201210** **S** **R47** **M** **T** **B01**

①

②

③

④

⑤

⑥

⑦

①

Type	
MPH	Chip Power Inductor

②

External Dimensions (L×W×H) (mm)	
160805	1.6×0.8×0.55
160809	1.6×0.8×0.95
201205	2.0×1.25×0.55
201206	2.0×1.25×0.6
201210	2.0×1.25×1.0
201214	2.0×1.25×1.45
201610	2.0×1.6×1.0
201612	2.0×1.6×1.2
252010	2.5×2.0×1.0
252012	2.5×2.0×1.2

③

Feature Type	
S	Standard
U	Ultra Low Rdc
H	High Saturation Current
C	Inner Core

④

Nominal Inductance	
Example	Nominal Value
R47	0.47μH
4R7	4.7μH

⑤

Inductance Tolerance	
M	±20%
N	±30%

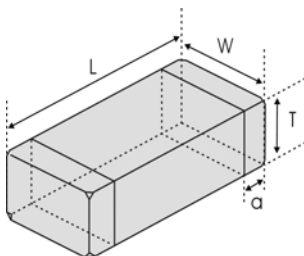
⑥

Packing	
T	Tape & Reel

⑦

Internal Code	
B01	Internal Code

SHAPE AND DIMENSIONS

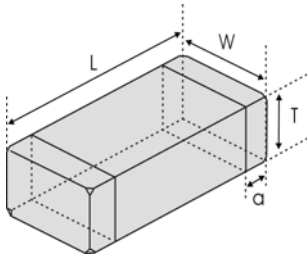


Unit: mm [inch]

Type	L	W	T	a
160805	1.60±0.15 [.063±.006]	0.8±0.15 [.031±.006]	0.5±0.05 [.020±.002]	0.3±0.2 [.012±.008]
160809	1.60±0.15 [.063±.006]	0.8±0.15 [.031±.006]	0.8±0.15 [.031±.006]	0.3±0.2 [.012±.008]
201205	2.0(+0.3, -0.1) [.079(+.012, -.004)]	1.25±0.2 [.049±.008]	0.5±0.05 [.020±.004]	0.5±0.3 [.020±.012]

SHAPE AND DIMENSIONS

Unit: mm [inch]



Type	L	W	T	a
201206	2.0(+0.3,-0.1) [.079(+.012, -.004)]	1.25±0.2 [.049±.008]	0.5±0.1 [.020±.004]	0.5±0.3 [.020±.012]
201210	2.0(+0.3,-0.1) [.079(+.012, -.004)]	1.25±0.2 [.049±.008]	0.9±0.1 [.035±.004]	0.5±0.3 [.020±.012]
201214	2.0(+0.3,-0.1) [.079(+.012, -.004)]	1.25±0.2 [.049±.008]	1.25±0.2 [.049±.008]	0.5±0.3 [.020±.012]
201610	2.0(+0.3,-0.1) [.079(+.012, -.004)]	1.6±0.2 [.063±.008]	0.9±0.1 [.035±.004]	0.5±0.3 [.020±.012]
201612	2.0(+0.3,-0.1) [.079(+.012, -.004)]	1.6±0.2 [.063±.008]	1.1±0.1 [.043±.004]	0.5±0.3 [.020±.012]
252010	2.5±0.2 [.098±.008]	2.0(+0.3,-0.1) [.079(+.012, -.004)]	0.9±0.1 [.035±.004]	0.5±0.3 [.020±.012]
252012	2.5±0.2 [.098±.008]	2.0(+0.3,-0.1) [.079(+.012, -.004)]	1.1±0.1 [0.43±.004]	0.5±0.3 [.020±.012]

SPECIFICATION

MPH1608 TYPE

Part Number	Inductance	L Test Freq. L	DC Resistance		Min. Self-resonant Frequency	Saturation Current Typ.		Heat Rating Current Max.	Thickness
Units	μH	MHz	mΩ		MHz	mA		mA	mm [inch]
Symbol	L	Freq.	DCR		S.R.F	Isat		I _{rms}	T
			Max.	Typ.		Max.	Typ.		
MPH160805SR22□T	0.22	1	150	120	180	1200	1450	1200	0.5±0.05 [.020±.002]
MPH160805SR33□T	0.33	1	200	160	140	1100	1350	1100	
MPH160805SR47□T	0.47	1	225	180	120	850	1050	1150	
MPH160805SR68□T	0.68	1	275	220	100	650	800	900	
MPH160805S1R0□T	1.0	1	400	320	90	580	700	800	
MPH160809SR22□T	0.22	1	125	100	200	1350	1600	1250	0.8±0.15 [.031±.006]
MPH160809SR33□T	0.33	1	162	130	190	1250	1500	1200	
MPH160809SR47□T	0.47	1	187	150	180	1000	1200	1100	
MPH160809SR68□T	0.68	1	225	180	160	950	1100	1150	
MPH160809S1R0□T	1.0	1	250	200	125	650	800	1000	
MPH160809S1R5□T	1.5	1	285	230	100	420	500	900	
MPH160809S2R2□T	2.2	1	375	300	80	250	300	850	
MPH160809S2R7□T	2.7	1	425	340	90	180	220	180	
MPH160809S3R3□T	3.3	1	500	400	100	125	150	125	
MPH160809S4R7□T	4.7	1	500	400	65	65	80	65	

MPH2012 TYPE

Part Number	Inductance	L Test Freq. L	DC Resistance		Min. Self-resonant Frequency	Saturation Current Typ.		Heat Rating Current Max.	Thickness
Units	μH	MHz	mΩ		MHz	mA		mA	mm [inch]
Symbol	L	Freq.	DCR		S.R.F	Isat		I _{rms}	T
			Max.	Typ.		Max.	Typ.		
MPH201205SR54□T	0.54	1	150	120	120	950	1100	1200	0.5±0.05 [.020±.002]
MPH201205S1R0□T	1.0	1	225	180	40	700	900	900	
MPH201206SR22□T	0.22	1	0.094	0.07	100	1200	1450	1600	0.5±0.1 [.020±.004]
MPH201206SR33□T	0.33	1	0.125	0.10	90	1200	1350	1200	
MPH201206SR47□T	0.47	1	150	120	80	1100	1300	1100	



Specifications subject to change without notice. Please check our website for latest information. Revised 2018/01/10

Sunlord Industrial Park, Dafuyuan Industrial Zone, Guanlan, Shenzhen, China 518110 Tel: 0086-755-29832660 Fax: 0086-755-82269029 E-Mail: sunlord@sunlordinc.com

SPECIFICATION

MPH2012 TYPE

Part Number	Inductance	L Test Freq. L	DC Resistance		Min. Self-resonant Frequency	Saturation Current Typ.		Heat Rating Current Max.	Thickness
Units	μH	MHz	mΩ		MHz	mA		mA	mm [inch]
Symbol	L	Freq.	DCR		S.R.F	Isat		I _{rms}	T
			Max.	Typ.		Max.	Typ.		
MPH201206S1R0□T	1.0	1	237.5	190	40	600	700	800	0.5±0.1 [.020±.004]
MPH201206S1R5□T	1.5	1	325	260	35	425	500	700	
MPH201206S2R2□T	2.2	1	400	320	30	300	350	600	
MPH201210SR47□T	0.47	1	100	80	100	1000	1200	1500	0.9±0.1 [.035±.004]
MPH201210SR56□T	0.56	1	135	110	70	1200	1500	1300	
MPH201210S1R0□T	1.0	1	137	110	60	950	1150	1300	
MPH201210S1R5□T	1.5	1	200	160	50	700	800	1100	
MPH201210S2R2□T	2.2	1	250	200	40	420	500	900	
MPH201210H2R2□T	2.2	1	250	200	40	350	600	900	
MPH201210S3R3□T	3.3	1	250	200	30	280	350	900	
MPH201210S4R7□T	4.7	1	312	250	30	230	280	800	
MPH201214S4R7□T	4.7	1	500	400	20	750	630	750	
MPH201214S6R8□T	6.8	1	375	300	45	1000	250	1000	
MPH201214S100□T	10.0	1	375	300	35	1000	130	1000	1.25±0.2 [.049±.008]

MPH2016 TYPE

Part Number	Inductance	L Test Freq. L	DC Resistance		Min. Self-resonant Frequency	Saturation Current Typ.		Heat Rating Current Max.	Thickness
Units	μH	MHz	mΩ		MHz	mA		mA	mm [inch]
Symbol	L	Freq.	DCR		S.R.F	Isat		I _{rms}	T
			Max.	Typ.		Max.	Typ.		
MPH201610SR47□T	0.47	1	100	80	100	1350	1600	1500	0.9±0.1 [.035±.004]
MPH201610S1R0□T	1.0	1	112	90	70	1000	1200	1400	
MPH201610S1R5□T	1.5	1	137	110	60	600	700	1200	
MPH201610S2R2□T	2.2	1	137	110	50	420	500	1200	
MPH201610S3R3□T	3.3	1	150	120	40	270	330	1200	
MPH201610S4R7□T	4.7	1	175	140	30	180	220	1100	
MPH201612S6R8□T	6.8	1	212	170	40	180	220	1200	1.25±0.2 [.049±.008]
MPH201612S100□T	10.0	1	312	250	35	170	200	1100	

MPH2520 TYPE

Part Number	Inductance	L Test Freq. L	DC Resistance		Min. Self-resonant Frequency	Saturation Current Typ.		Heat Rating Current Max.	Thickness
Units	μH	MHz	mΩ		MHz	mA		mA	mm [inch]
Symbol	L	Freq.	DCR		S.R.F	Isat		I _{rms}	T
			Max.	Typ.		Max.	Typ.		
MPH252010SR47□	0.47	1	50	40	105	1300	1500	1800	0.9±0.1 [.035±.004]
MPH252010S1R0□	1.0	1	75	60	70	1150	1400	1600	
MPH252010S1R5□	1.5	1	87	70	65	1000	1200	1500	
MPH252010S1R8□	1.8	1	100	80	60	700	950	1300	
MPH252010S2R2□	2.2	1	100	80	55	700	850	1300	
MPH252010S3R3□	3.3	1	125	100	30	380	450	1200	
MPH252010S4R7□	4.7	1	137	110	25	270	320	1100	
MPH252010C2R2□	2.2	1	250	200	60	1250	1500	1200	
MPH252010C3R3□	3.3	1	312	250	55	1000	1200	1100	
MPH252010C4R7□	4.7	1	475	380	35	630	750	900	
MPH252010C6R8□	6.8	1	562	450	30	300	350	750	
MPH252010C100□	10.0	1	625	500	25	210	250	700	



Specifications subject to change without notice. Please check our website for latest information. Revised 2018/01/10

Sunlord Industrial Park, Dafuyuan Industrial Zone, Guanlan, Shenzhen, China 518110 Tel: 0086-755-29832660 Fax: 0086-755-82269029 E-Mail: sunlord@sunlordinc.com

SPECIFICATIONS

MPH2520 TYPE

Part Number	Inductance	L Test Freq. L	DC Resistance		Min. Self-resonant Frequency	Saturation Current Typ.		Heat Rating Current Max.	Thickness
Units	μH	MHz	m Ω		MHz	mA		mA	mm [inch]
Symbol	L	Freq.	DCR		S.R.F	Isat		I _{rms}	T
			Max.	Typ.		Max.	Typ.		
MPH252012S4R7□	4.7	1	225	180	30		750	1000	1.1±0.1 [0.43±.004]
MPH252012C1R0□	1.0	1	106	85	85	1750	2100	2100	
MPH252012C2R2□	2.2	1	312	250	50	1350	1600	1100	
MPH252012C3R3□	3.3	1	312	250	50	1050	1250	1100	
MPH252012C4R7□	4.7	1	500	400	35	680	800	900	
MPH252012C6R8□	6.8	1	625	500	30	630	750	800	
MPH252012C100□	10.0	1	625	500	25	420	500	800	

※□: Please specify the inductance tolerance code (M=±20%, N=±30%);

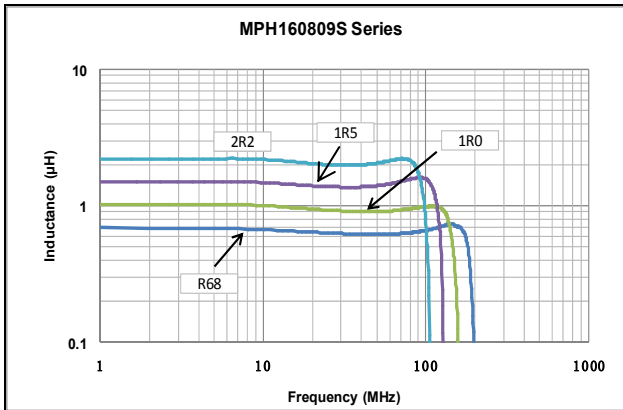
※Rated current: Isat or I_{rms}, whichever is smaller;

※Isat: DC current at which the inductance drops approximate 30% from its value without current;

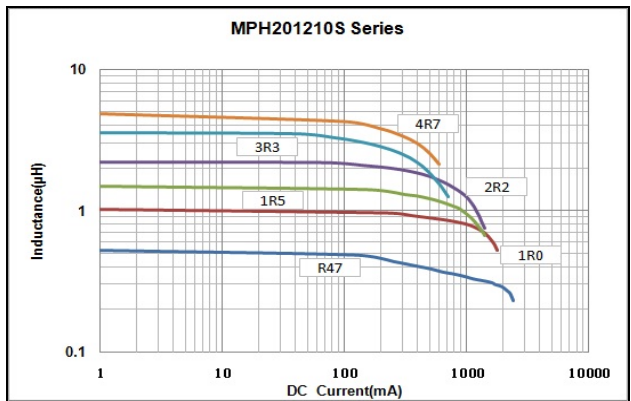
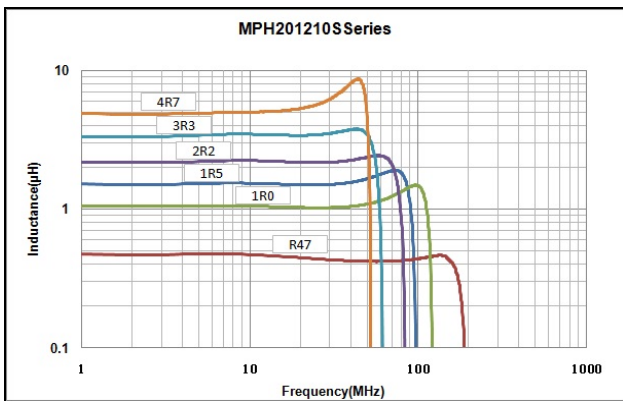
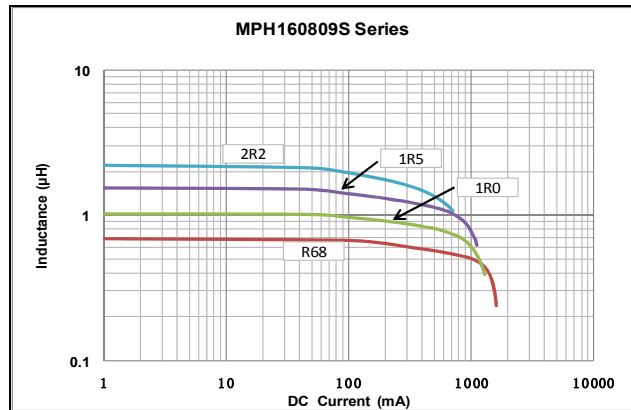
※I_{rms}: DC current that causes the temperature rise ($\Delta T = 40^\circ\text{C}$) from 20°C ambient.

TYPICAL ELECTRICAL CHARACTERISTICS

Inductance vs. Frequency Characteristics

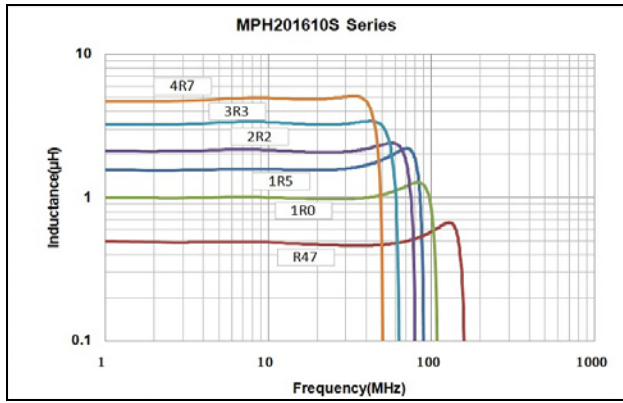


Inductance vs. DC Current Characteristics



TYPICAL ELECTRICAL CHARACTERISTICS

Inductance vs. Frequency Characteristics



Inductance vs. DC Current Characteristics

