

Specifications :

- Voltage rating: 250V AC / DC
- Current rating: 7A AC / DC
- Withstanding voltage: 1500V AC/minute
- Temperature range: -25°C~+85°C
- Insulation resistance: ≥1000MΩ
- Contact resistance: ≤10mΩ
- After environmental testing: ≤20mΩ

X9396 H X - XX X - N0 XX
 ① ② ③ ④ ⑤ ⑥ ⑦

- ① Series No.
- ② Category: H-HSG
- ③ Welding Board Angle: Blank-ordinary
- ④ Row No.-Pin No.:XX-Single row ;
- ⑤ Plug the Pin & special No.
- ⑥ Material: N0-PA66 94V-0
- ⑦ C-Resistance to glowing filament

Poles	Dimensions(mm)		Poles	Dimensions(mm)	
	A	B		A	B
02	3.96	8.02	09	31.68	35.74
03	7.92	11.98	10	35.64	39.70
04	11.88	15.94	11	39.60	43.66
05	15.84	19.90	12	43.56	47.62
06	19.80	23.86	13	47.52	51.58
07	23.76	27.82	14	51.48	55.54
08	27.72	31.78	15	55.44	59.50

X9396H-XX-N0-C	Nylon 66 UL 94V-0	X9396T	X9396W
X9396H-XX-N0	Nylon 66 UL 94V-0		
PART NO	Material	Suitable XKB Terminal	Suitable XKB Terminal

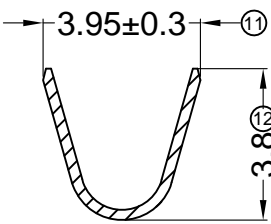
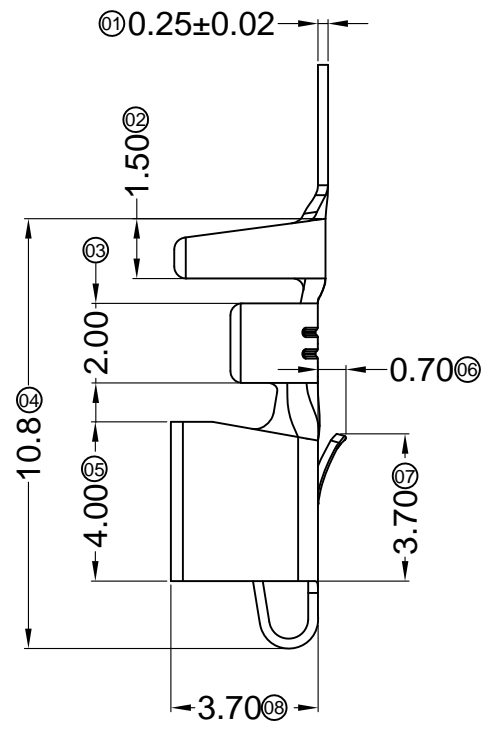
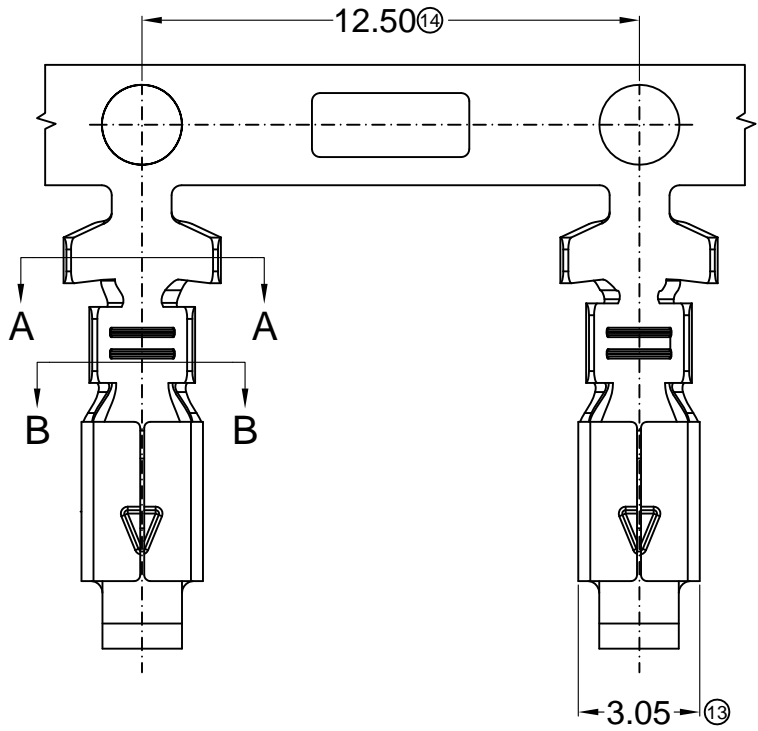
For and on behalf of
XKB INDUSTRIAL PRECISION CO., LIMITED
 香港星坤工業精密有限公司

MARK	DESCRIPTION	DATE	REVISED	APPROVED	UNSPECIFIED TOLERANCES
△ X					ANGULAR ±5°
△ X					L ≤ 4 ±0.2
△ X					4 < L ≤ 16 ±0.3
△ X					16 < L ≤ 63 ±0.4
△ X					L > 63 ±0.5

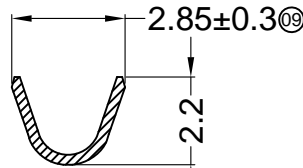
DSND		DATE		SCALE: N/A	MODEL TYPE: X9396H-XX-N0
DWN		DATE		VIEW:	PART NO.:
CHKD		DATE		UNIT: mm	3.96mm Crimp Style Connectors
APPD		DATE		SIZE: A4	DWG NO.:
					WEIGHT 1.0g
					SHEET 1/1
					REVISION A0

Authorized Signature(s)

XKB INDUSTRIAL PRECISION CO., LIMITED



SECTION A-A
SCALE 1 : 1

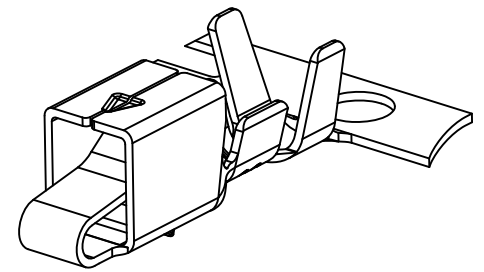


SECTION B-B
SCALE 1 : 1

- Specifications :**
- Voltage rating: 250V AC / DC
 - Current rating: 7A AC / DC
 - Withstanding voltage: 1500V AC/minute
 - Temperature range: -25°C~+85°C
 - Insulation resistance: ≥1000MΩ
 - Contact resistance: ≤10mΩ
 - After environmental testing: ≤20mΩ

X9396 T X - B SN X - X

- ① Series Number
- ② Category: T-terminal
- ③ Shape: Blank-ordinary
- ④ Material: B-brass
- ⑤ Plating style: SN-Bright tin plating
- ⑥ Plating method:
Blank-Stamping before plating
B-Plating before stamping
- ⑦ Mold No./Mark/Special No.



X9396T-BSN	Brass	AWG#18-22	3.00mm(Max)	Stamping Before Plating:30u" Ni;70u"Sn	X9396H
PART NO	Material	Wire Range	Insulation O.D.	Finish	Suitable XKB Terminal

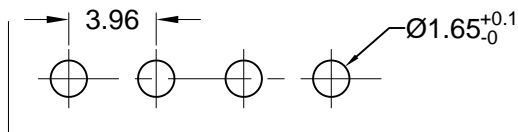
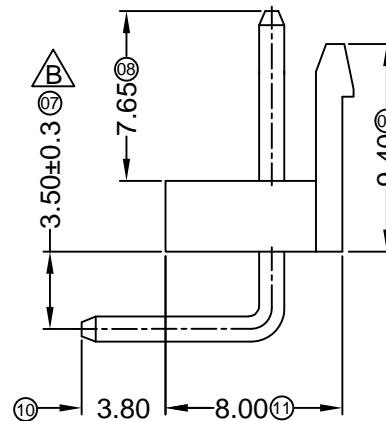
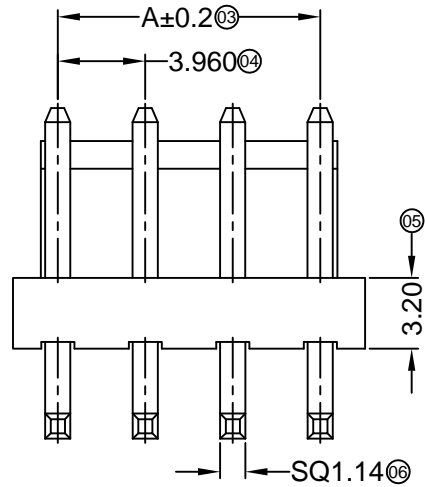
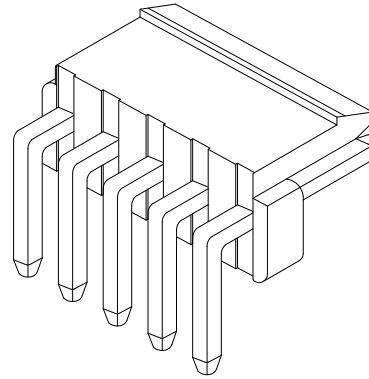
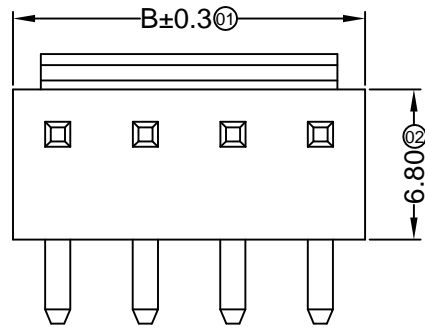
For and on behalf of
XKB INDUSTRIAL PRECISION CO., LIMITED
香港星坤工業精密有限公司

△ X					ANGULAR	± 5°
△ X					L ≤ 4	± 0.2
△ X					4 < L ≤ 16	± 0.3
MARK	DESCRIPTION	DATE	REVISED	APPROVED	16 < L ≤ 63	± 0.4
					L > 63	± 0.5
					UNSPECIFIED TOLERANCES	

DSND		DATE		SCALE: N/A	MODEL TYPE: X9396T-BSN
DWN		DATE		VIEW:	PART NO.:
CHKD		DATE		UNIT: mm	3.96mm Crimp Style Connectors
APPD		DATE		SIZE: A4	DWG NO.:
				WEIGHT	SHEET
				1.0g	1/1
				REVISION	A0

REVISIONS
Authorized Signature(s)

XKB INDUSTRIAL PRECISION CO., LIMITED



Recommended P.C.B Layout
General Tolerance±0.05

Specifications :

- Voltage rating: 250V AC / DC
- Current rating: 7A AC / DC
- Withstanding voltage: 1500V AC/minute
- Temperature range: -25°C~+85°C
- Insulation resistance: ≥1000MΩ
- Contact resistance: ≤10mΩ
- After environmental testing: ≤20mΩ

X9396 W R X - XX X - N0 SN XX

① ② ③ ④ ⑤ ⑥ ⑦ ⑧ ⑨

- ① Series No.
- ② Category: W-wafer
- ③ Welding Board Angle: R-90°
- ④ Welding Way: Blank-DIP
- ⑤ Row No.-Pin No. XX-Single row
- ⑥ Plug the Pin & Special NO:
- ⑦ Material: N0-PA66 94V-0
- ⑧ Planting Category: SN-Bright tin plating
- ⑨ Color: Blank-natural color

Poles	Dimensions(mm)		Poles	Dimensions(mm)	
	A	B		A	B
02	3.96	7.92	08	27.72	31.68
03	7.92	11.88	09	31.68	35.64
04	11.88	15.84	10	35.64	39.60
05	15.84	19.80	11	39.60	43.56
06	19.80	23.76	12	43.56	47.52
07	23.76	27.72			

X9396WR-XX-N0SN	Nylon 66 UL 94V-0	Brass	Tin-Plated	X9396H
PART NO	Material	Material(Pin)	Finish(Pin)	Suitable XKB Terminal

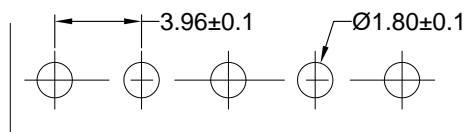
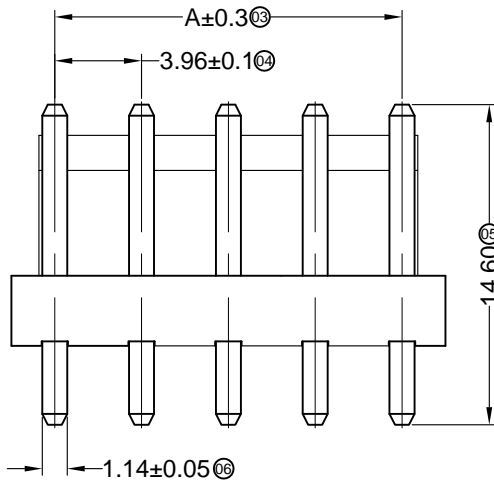
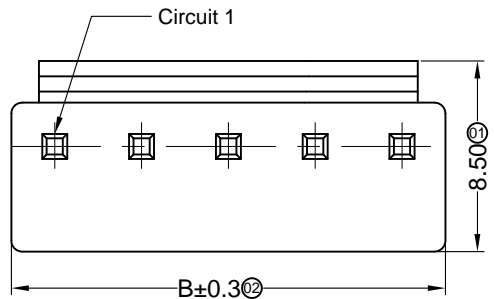
For and on behalf of
XKB INDUSTRIAL PRECISION CO., LIMITED
香港星坤工業精密有限公司

MARK	DESCRIPTION	DATE	REVISED	APPROVED	UNSPECIFIED TOLERANCES
△ X					ANGULAR ±5°
△ X					L ≤ 4 ±0.2
△ X					4 < L ≤ 16 ±0.3
					16 < L ≤ 63 ±0.4
					L > 63 ±0.5

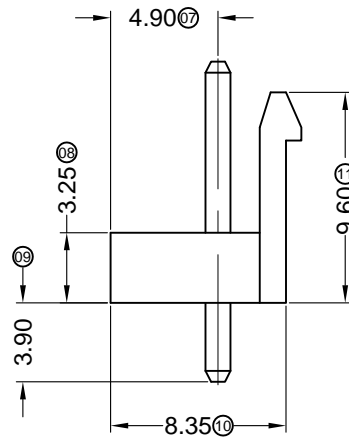
DSND	DATE	SCALE: N/A	MODEL TYPE: X9396WR-XX-N0SN
DWN	DATE	VIEW:	PART NO.:
CHKD	DATE	UNIT: mm	3.96mm Crimp Style Connectors
APPD	DATE	SIZE: A4	DWG NO.:
			WEIGHT 1.0g
			SHEET 1/1
			REVISION A0

Authorized Signature(s)

XKB INDUSTRIAL PRECISION CO., LIMITED



Recommant PCB Layout



■ Specifications :

- Voltage rating: 250V AC / DC
- Current rating: 7A AC / DC
- Withstanding voltage: 1500V AC/minute
- Temperature range: -25°C~+85°C
- Insulation resistance: ≥1000MΩ
- Contact resistance: ≤10mΩ
- After environmental testing: ≤20mΩ

X9396 W V X-XX XX-N0 SN-X
 ① ② ③④ ⑤ ⑥ ⑦ ⑧ ⑨

- ① Series No
- ② Category: W-WAFER
- ③ Welding Board Angle: V-180°
- ④ Welding Way: Blank-DIP
- ⑤ Row No.-Pin No.: XX-02P~15P
- ⑥ Plug the Pin & Special No.:
- ⑦ Material: N0-PA66 94V-0
- ⑧ Plating Category: SN-Bright Tin Plating
- ⑨ Blank-Spice3.60mm Total long needle14.60mm

Poles	Dimensions(mm)		Poles	Dimensions(mm)	
	A	B		A	B
02	3.96	7.92	09	31.68	35.64
03	7.92	11.88	10	35.64	39.60
04	11.88	15.84	11	39.60	43.56
05	15.84	19.80	12	43.56	47.52
06	19.80	23.76	13	47.52	51.48
07	23.76	27.72	14	51.48	55.44
08	27.72	31.68	15	55.44	59.40

9396WV-XX-N0SN	Nylon 66 UL 94V-0	Brass	Tin-Plated	X9396H
PART N0	Material	Material(Pin)	Finish(Pin)	Suitable XKB Terminal

For and on behalf of
XKB INDUSTRIAL PRECISION CO., LIMITED
香港星坤工業精密有限公司

MARK	DESCRIPTION	DATE	REVISED	APPROVED	UNSPECIFIED TOLERANCES
△ X					ANGULAR ±5°
△ X					L ≤ 4 ±0.2
△ X					4 < L ≤ 16 ±0.3
					16 < L ≤ 63 ±0.4
					L > 63 ±0.5

DSND	DATE	SCALE: N/A	MODEL TYPE: X9396WV-XX-N0SN
DWN	DATE	VIEW:	PART NO.:
CHKD	DATE	UNIT: mm	3.96 mm Crimp Style Connectors
APPD	DATE	SIZE: A4	DWG NO.:
			WEIGHT 1.0g
			SHEET 1/1
			REVISION A0

REVISIONS
 Authorized Signature(s)

XKB INDUSTRIAL PRECISION CO., LIMITED