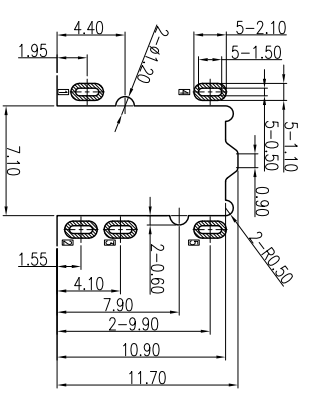
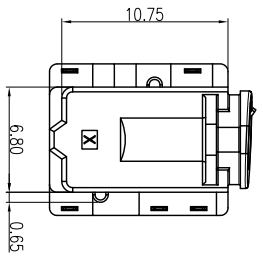
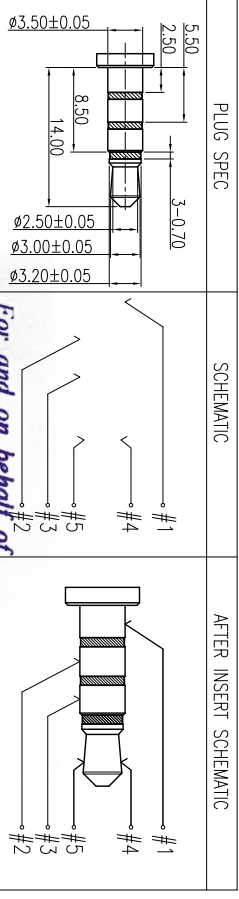


NOTES:

1. CONTACT CURRENT RATING: 12V 1A.
2. CONTACT RESISTANCE: 50mΩ MAX.
3. INSULATION RESISTANCE: 100MΩ MIN./500V DC;
4. DIELECTRIC WITHSTANDING: 500V AC MIN.;
5. DURABILITY: 5,000 CYCLES MIN.
6. CONNECTOR MATING FORCES: 29.4N (3.00kgf) MAX.
7. CONNECTOR UNMATING FORCES: 2.94N(0.30kgf) MIN.
8. THE PRODUCT MACHINE WITH SOCKET BEFORE/ UP/DOWN/LEFT/RIGHT SIDE OF 5.PROTECTION GAP FIRST PROPOSED THE DESING OF 0.15mm.



RECOMMENDED P.C.B LAYOUT  
TOP VIEW (TOLERANCE:±0.05)



NO.	DESCRIPTION	MAT'L	COLOR	REMARK
8	GLUE WATER	EPOXY	BLACK	
7	Cover	HIGH TEMP	BLACK	
6	Housing	HIGH TEMP	BLACK	
5	TERMINAL-5	COPPER ALLOY	BLACK	
4	TERMINAL-4	COPPER ALLOY		AU PLATED
3	TERMINAL-3	COPPER ALLOY		AU PLATED
2	TERMINAL-2	COPPER ALLOY		AU PLATED
1	TERMINAL-1	COPPER ALLOY		AU PLATED

For and on behalf of  
**KXB INDUSTRIAL PRECISION CO., LIMITED**  
香港星坤工業精密有限公司

DSND	DATE	SCALE: N/A	MODEL TYPE:
DWN	DATE		3.5PHONE JCAK
CHKD	DATE <td>VIEW: </td> <td>PART NO.:</td>	VIEW:	PART NO.:
APPD	DATE <td>UNIT: mm</td> <td>PJ-3257</td>	UNIT: mm	PJ-3257
	DATE <td>DWG NO.:</td> <td>PJ-3257</td>	DWG NO.:	PJ-3257
	DATE <td>SIZE: A4</td> <td></td>	SIZE: A4	

DESCRIPTION	DATE	REVISED	APPROVED	UNSPECIFIED TOLERANCES
MARK				L > 63 ±0.5
Δ X				16 < L ≤ 63 ±0.4
Δ X				4 < L ≤ 16 ±0.3
Δ X				L ≤ 4 ±0.2
				ANGULAR ±5°

THIS DOCUMENT IS THE PROPERTY OF CHUNSHENG ELECTRONICS CO.,LTD. NO PART THEREOF MAY BE REPRODUCED AND USED WITHOUT THE PRIOR WRITTEN CONSENT OF THE OWNER

**KXB INDUSTRIAL PRECISION CO., LIMITED**

WEIGHT	SHEET	REVISION
1.0g	1/1	A0