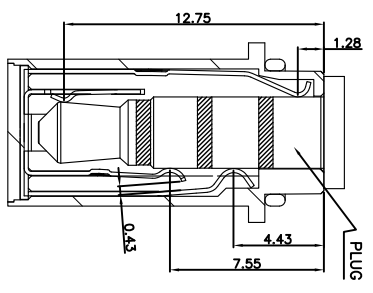
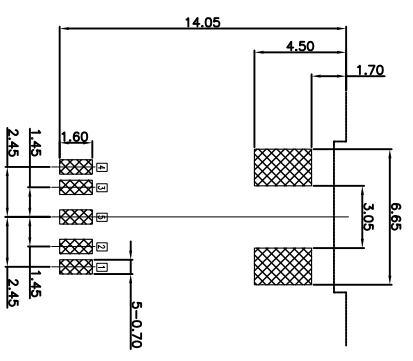
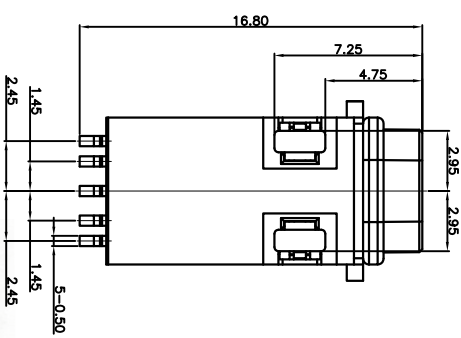
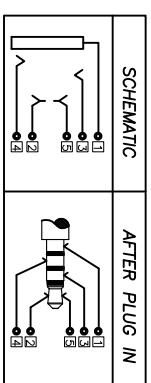
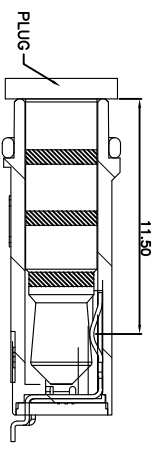
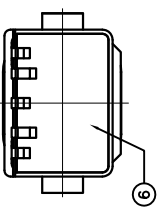
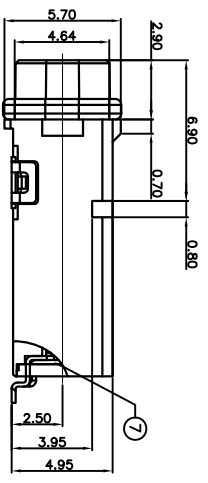
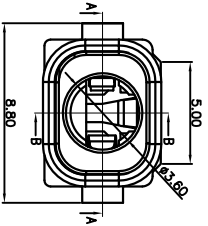


- SPECIFICATIONS:
1. INSULATION RESISTANCE: VOLTAGE OF 500V D.C. SHALL BE APPLIED TO THE TERMINALS. AFTER WHICH MEASUREMENT SHALL BE MADE A GAUGE FOR THE MEASUREMENT SHALL BE USED THE INSULATION GAUGE.
 2. CONTACT RESISTANCE: 30mΩ OR LESS
 3. VOLTAGE PROOF: 500V AC FOR ONE MINUTE
 4. DURABILITY: 5,000 INSERTION/REMOVAL CYCLES (MINIMUM)
 5. INSERTION FORCE: 0.6KGF~2.0KGF
 6. WITHDRAWAL FORCE: 0.6KGF~2.0KGF
 7. WATER PROOFNESS: This product is based on IPX5/7 of the JIS Standard
 8. USING PLUG: 43.5MM, 4-POLE STEREO EARPHONE (LCH/RCH/GND/MIC) PROVIDED THAT THEY CONFORM TO JIS C6560
 9. HOUSING STRENGTH IS 50N MAX



SECA-A
Image of plug match with contact point

Recommended PCB Layout

For and on behalf of
XKB INDUSTRIAL PRECISION CO., LIMITED
香港星坤工業精密有限公司

| | | | | | |
|------|-------------|------|---------|----------|------------------------|
| Δ X | DESCRIPTION | DATE | REVISED | APPROVED | UNSPECIFIED TOLERANCES |
| Δ X | | | | | ANGULAR ±5° |
| Δ X | | | | | L ≤ 4 ±0.2 |
| Δ X | | | | | 4 < L ≤ 16 ±0.3 |
| MARK | | | | | 16 < L ≤ 63 ±0.4 |
| | | | | | L > 63 ±0.5 |

| | | | | |
|----|------------|------|------------|----------------|
| 10 | Oval ring | DATE | SCALE: N/A | MODEL TYPE: |
| 9 | BOND | DATE | VIEW: | 3.5 PHONE JACK |
| 8 | TERMINAL | DATE | UNIT: mm | PJ-3255 |
| 7 | COVER | DATE | SIZE: A4 | PJ-3255 |
| 6 | HOUSING | DATE | | |
| 5 | TERMINAL 5 | | | |
| 4 | TERMINAL 4 | | | |
| 3 | TERMINAL 3 | | | |
| 2 | TERMINAL 2 | | | |
| 1 | TERMINAL 1 | | | |

THIS DOCUMENT IS THE PROPERTY OF CHUNSHENG ELECTRONICS CO., LTD. NO PART THEREOF MAY BE REPRODUCED AND USED WITHOUT THE PRIOR WRITTEN CONSENT OF THE OWNER

REVISIONS
XKB INDUSTRIAL PRECISION CO., LIMITED