

REVERSE VOLTAGE: 20 - 200 V
FORWARD CURRENT: 2.0 A



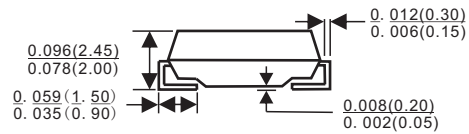
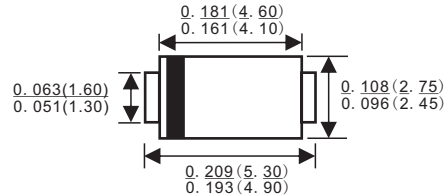
Features

- ✧ Schottky barrier rectifier
- ✧ Guardring protection
- ✧ Low forward voltage
- ✧ Reverse energy tested
- ✧ High current capability
- ✧ Extremely low thermal resistance

Mechanical Data

- ✧ Case: SMA molded plastic body
- ✧ Polarity: Color band denotes cathode end
- ✧ Mounting position: ANY
- ✧ Weight: 0.002 ounces, 0.064 gram

SMA/DO-214AC



Dimensions in inches and(millimeters)

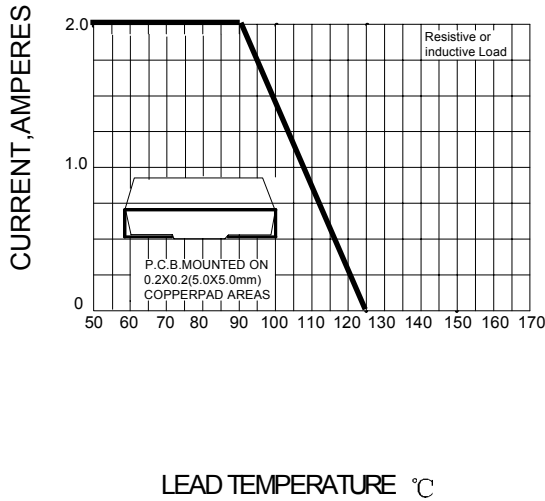
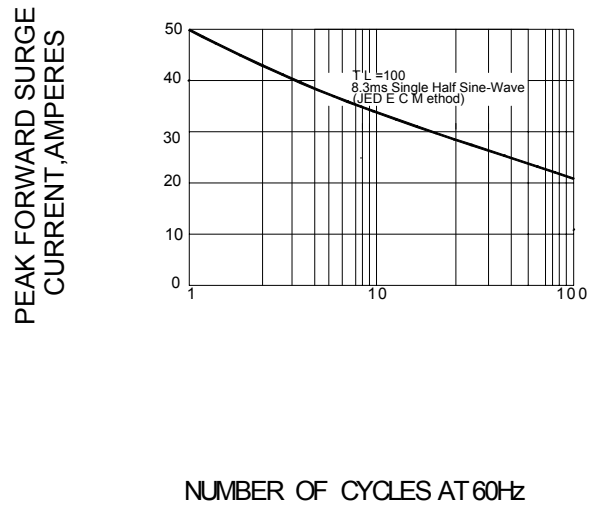
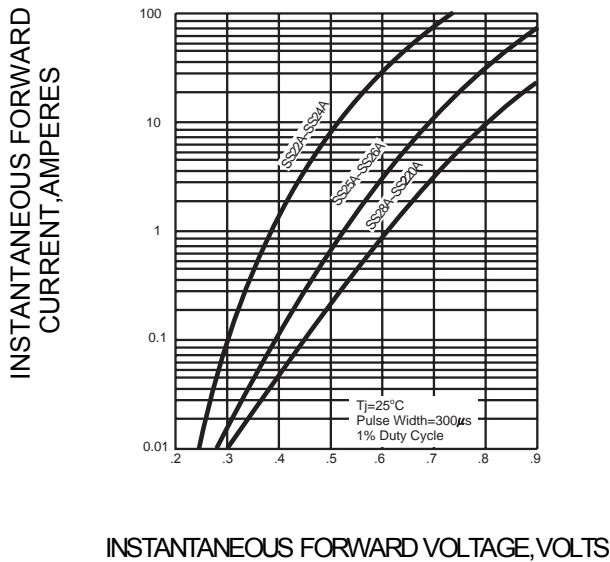
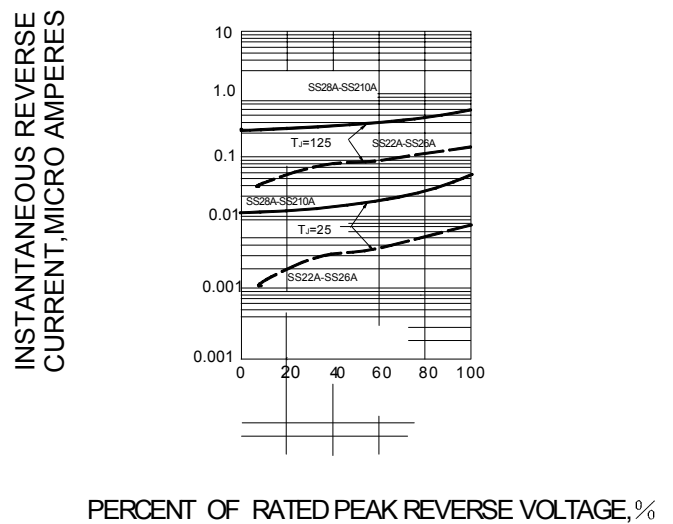
MAXIMUM RATINGS AND ELECTRICAL CHARACTERISTICS

Ratings at 25 C ambient temperature unless otherwise specified

		SS22	SS23	SS24	SS25	SS26	SS28	SS210	SS215	SS220	UNITS
Maximum repetitive peak reverse voltage	V_{RRM}	20	30	40	50	60	80	100	150	200	V
Maximum RMS voltage	V_{RWS}	14	21	28	35	42	56	70	105	140	V
Maximum DC blocking voltage	V_{DC}	20	30	40	50	60	80	100	150	200	V
Maximum average forward rectified current at $T_L=90^\circ\text{C}$	$I_{F(AV)}$	2.0									A
Peak forward surge current 8.3ms single half-sine-wave	I_{FSM}	50									A
Maximum instantaneous forward voltage at $I_{FM}=2.0\text{A}$ (NOTE1)	V_F	0.50			0.75			0.85			V
Maximum DC reverse current $T_J=25^\circ\text{C}$ at rated DC blocking voltage $T_J=125^\circ\text{C}$	I_R	0.4						0.03			m A
		10						5.0			
Maximum thermal resistance	$R_{\theta JL}$	28									$^\circ\text{C/W}$
Operating temperature range	T_J	-55 ---- +125									$^\circ\text{C}$
Storage temperature range	T_{STG}	-55 ---- +150									$^\circ\text{C}$

NOTE: 1.Pulse test: Pulse width 300us,duty cycle 1 %

Ratings AND Characteristic Curves

FIG.1 – FORWARD DERATING CURVE

FIG.2 – PEAK FORWARD SURGE CURRENT

FIG.3 – TYPICAL FORWARD CHARACTERISTICS

FIG.4 – TYPICAL REVERSE CHARACTERISTICS


PACKAGE	SPQ/PCS	CARTON SPQ/PCS	CARTON SIZE/CM	CARTON GW/KG	CARTON NW/KG
SMA	5000/REEL	80000	36X30.6X31	12.00	11.00