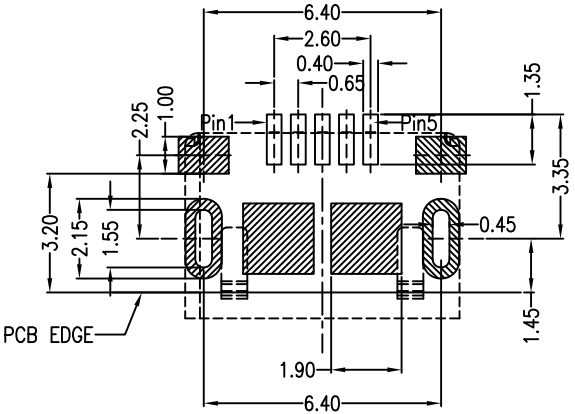
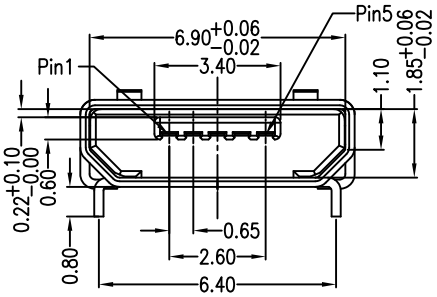
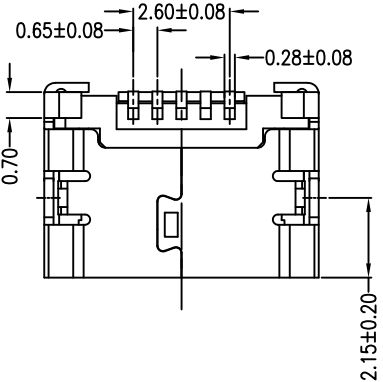
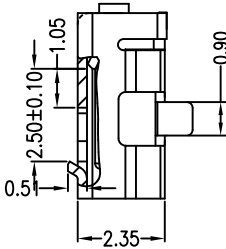
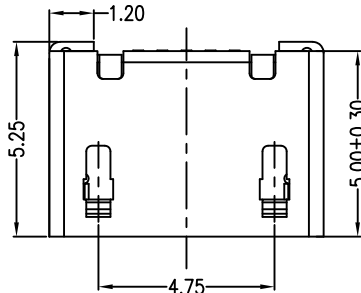
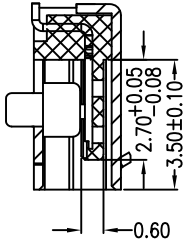
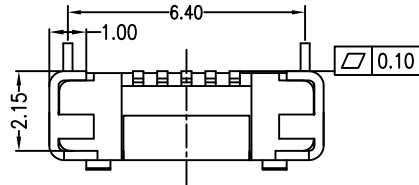


MAPX	MODIFICATION	DATE



RECOMMENDED PCB LAYOUT  
PCB图仅供参考

- Note:
- Material:
    - Housing: High temperature thermoplastic with g.f,UL94v-0
    - Contact: copper alloy,  $t=0.20\text{mm}$
    - Shell: copper alloy or sus,  $t=0.25\text{mm}$
  - Specification:
    - Current rating: 1,5PIN 1.8A Max/2,3,4PIN 1A Max.
    - Dielectric withstanding voltage: 100 V(ac) for 1 min.
    - Contact resistance: 30 mΩ Max.
    - Insulation resistance: 100 MΩ Min.
    - Total mating force: 3.57 Kgf Max.
    - Total unmating force: 1.0 Kgf Min.
    - Temperature range:  $-30^{\circ}\text{C}\sim 80^{\circ}\text{C}$

产品图 PRODUCT CHART DWG				深圳市精拓金电子有限公司						
公差一览表 TOLERANCE UNLESS OTHERWISE				单位 UNITS	MM	制图 DRAWING	YANG	制图料号 PRODUCT PART NO.	920-B62A2021S10100	
X	±0.30	X	±5.°	比例 SCALE	1:1	审核 CHKD	郭志富	产品名称 PRODUCT NO.	MICRO 5S B型6.4无边无柱两脚插板加焊脚吸盘SMT	
.X	±0.25	.X	±2.°	日期 DATE	2019. 11. 23	核准 APPD	黄国荣	角法 VIEW	版本 VER	AO
.XX	±0.15	.XX	±1.°							
.XXX	±0.10	.XXX	±0.5°							