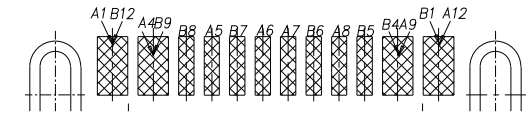
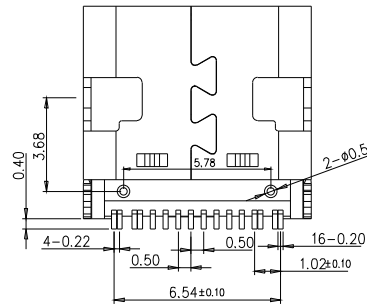
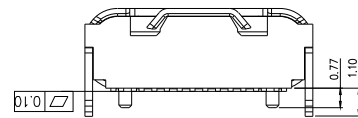


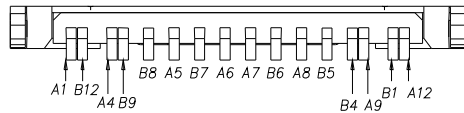
A1	GND	B12	GND
A4	VBUS	B9	VBUS
A5	CC1	B8	SBU2
A6	DP1	B7	DN2
A7	DN1	B6	DP2
A8	SBU1	B5	CC2
A9	VBUS	B4	VBUS
A12	GND	B1	GND
PIN	SIGNAL NAME	PIN	SIGNAL NAME

RECOMMENDED P.C.B. LAYOUT (T: 1.00mm)
TOLERANCE UNSPECIFIED ±0.05mm



SPECIFICATIONS:

- ELECTRICAL CHARACTERISTICS:
 - CONTACT RESISTANCE: 30mΩ MAX.
 - DIELECTRIC WITHSTANDING VOLTAGE: 100V AC FOR ONE MINUTE.
 - INSULATION RESISTANCE: 100MΩ MIN. MEASURED BY 500 VDC
- MECHANICAL CHARACTERISTICS:
 - INSERTION FORCE : 0.5-2.0Kgf(REF.)
 - WITHDRAWAL FORCE : 0.8-2.0Kgf(REF.)
- LIFE TEST: 10,000 CYCLES.
- TO CONFORM TO THE KRCONN HAZARDOUS SUBSTANCE FREE SPEC.



6	SHELL	STAINLESS STEEL	Ni Plated	1PCS
5	SHIELDING PLATE	STAINLESS STEEL	---	1PCS
4	MD	HIGH TEMPERATURE PLASTIC	BLACK	1PCS
3	CONTACT	COPPER ALLDY	Au/Ni Plated	1SET
2	CONTACT	COPPER ALLOY	Au/Ni Plated	1SET
1	HOUSING	HIGH TEMPERATURE PLASTIC	BLACK	1PCS
NO.	DESCRIPTION	MATERIAL	REMARKS	QTY



Unless otherwise specified, Tolerance:
 X. ±0.30
 X.x ±0.20
 X.xx ±0.15
 X.xxx ±0.10
 Angles ±3°

G-Switch Electronic (HongKong) CO.,Ltd.

DESIGN FengFengChen	DATE 2021.02.01	Molde code:	
CHECKED	DATE	GT-USB-7004	
APPROVED	DATE		
http://www.dg-switch.com		REV.: X1	SCALE: 4:1
TEL:0769-82388879		SHEET: 1/1	UNIT: mm

