

High Power Resistive Products



Resistors

AVX introduces its line of High Power Resistive Products. All products are designed and manufactured at our ISO 9001 Facilities.

ELECTRICAL SPECIFICATIONS

Resistance: 50 and 100 Ω standard (10 Ω - 200 Ω available)

Resistance Tolerance: $\pm 5\%$ standard ($\pm 2\%$ available)

Power: 2 Watts through 250 Watts

Operating Temperature Range: -55°C to $+150^{\circ}\text{C}$

Temperature Coefficient: < 150 ppm/ $^{\circ}\text{C}$

Low Capacitance



MECHANICAL SPECIFICATIONS

Package: Surface Mount Chips, Chips, Leaded Chips, Flanged

Substrate Material: Aluminum Nitride

Process: Thin Film

Resistive Material: Tantalum

Terminals: Silver

Cover: Alumina

Mounting Flange: 100% Cu, Ni or Ag Plated

Mechanical Tolerance: ± 0.13 (0.005)

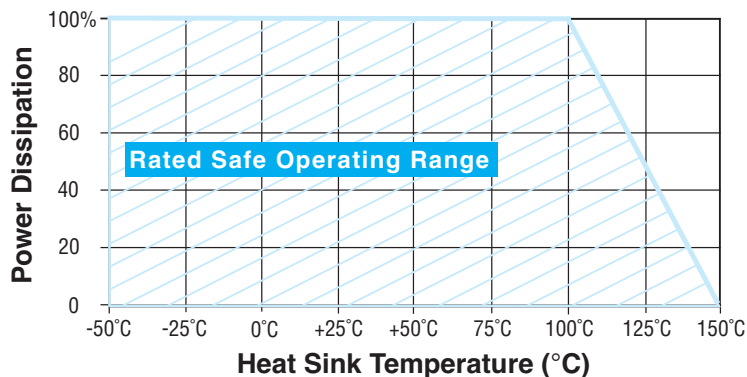
SMT and Chip products, supplied on Tape and Reel

Non-Magnetic (exception RP4 and RP5 Style Surface Mount Resistors)

RoHS Compliant



POWER DERATING



High Power Resistive Products



Resistors

SURFACE MOUNT CHIP RESISTORS – RP4 AND RP5 SERIES

GENERAL SPECIFICATIONS

Resistance: 50 and 100 Ω standard
(contact factory for custom resistance values)

Resistive Tolerance: ±2% standard

Operating Temp Range: -55°C to +150°C

Temperature Coefficient: <150 ppm/°C

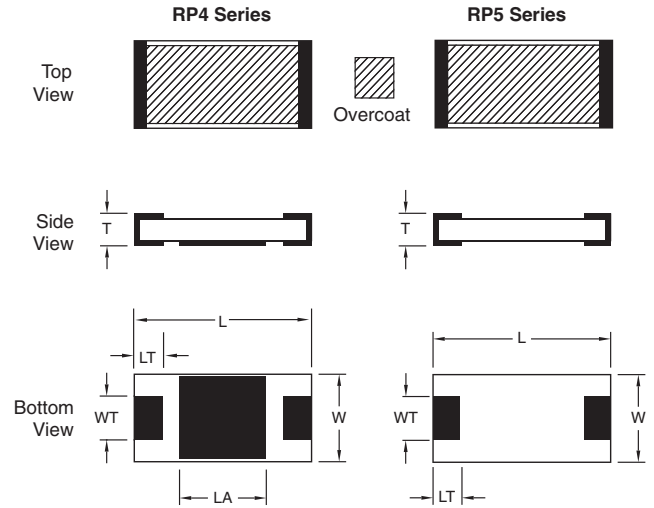
Resistive Elements: Proprietary Thin Film

Substrate Material: Aluminum Nitride

Terminals: Silver over Nickel

RoHS Compliant

Tape and Reel Specifications: See Page 38



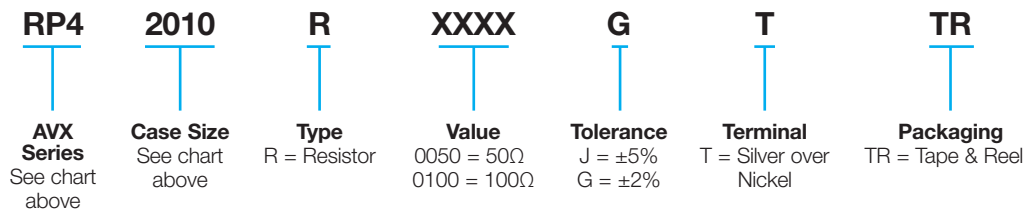
mm (inches)

AVX Part Number*	W ±0.25 (0.010)	L ±0.25 (0.010)	T ±0.13 (0.005)	WT ±0.13 (0.005)	LT ±0.13 (0.005)	LA ±0.13 (0.005)	Capacitance (pF)	Power Max** (Watts)
RP42010RxxxxGTTR	2.54 (0.100)	5.08 (0.200)	1.02 (0.040)	2.29 (0.090)	0.76 (0.030)	2.41 (0.095)	.95 pF	10W
RP42525RxxxxGTTR	6.22 (0.245)	6.22 (0.245)	1.02 (0.040)	3.05 (0.120)	1.02 (0.040)	2.79 (0.110)	1.85 pF	20W
RP43725RxxxxGTTR	6.35 (0.250)	9.53 (0.375)	1.02 (0.040)	3.05 (0.120)	1.27 (0.050)	4.95 (0.195)	3.0 pF	30W
RP43737RxxxxGTTR	9.40 (0.370)	9.40 (0.370)	1.02 (0.040)	9.14 (0.360)	1.27 (0.050)	4.95 (0.195)	3.5 pF	40W
RP52010RxxxxGTTR	2.54 (0.100)	5.08 (0.200)	1.02 (0.040)	2.29 (0.090)	0.76 (0.030)	-	-	4W
RP52525RxxxxGTTR	6.22 (0.245)	6.22 (0.245)	1.02 (0.040)	3.05 (0.120)	1.02 (0.040)	-	-	6W
RP53725RxxxxGTTR	6.35 (0.250)	9.53 (0.375)	1.02 (0.040)	3.05 (0.120)	1.27 (0.050)	-	-	8W
RP53737RxxxxGTTR	9.40 (0.370)	9.40 (0.370)	1.02 (0.040)	9.14 (0.360)	1.27 (0.050)	-	-	10W

* xxxx denotes Ohm value.

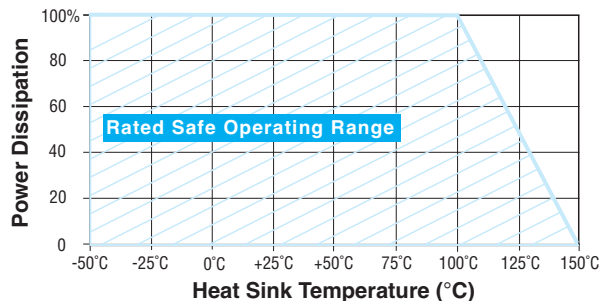
** Test Condition: Chip soldered to a via patch on a 30-mil-thick Rogers RO4350 board; Land surfaces at 100°C; maximum rated power applied.

HOW TO ORDER



Contact factory for custom ratings and sizes.

POWER DERATING



Mouser Electronics

Authorized Distributor

Click to View Pricing, Inventory, Delivery & Lifecycle Information:

[Kyocera AVX:](#)

[RP43725R0100GTTR](#) [RP42010R0100GTTR](#) [RP43737R0050GTTR](#) [RP43737R0100GTTR](#) [RP42010R0050GTTR](#)
[RP42525R0050GTTR](#) [RP42525R0100GTTR](#) [RP53737R0100GTTR](#) [RP53737R0050GTTR](#) [RP52525R0050GTTR](#)
[RP52525R0100GTTR](#) [RP53725R0050GTTR](#) [RP53725R0100GTTR](#) [RP43725R0050GTTR](#) [RP52010R0100GTTR](#)
[RP52010R0050GTTR](#)