



RB521S-30

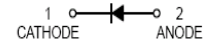
## Schottky Barrier Diode

### FEATURES

- Low  $V_F$ .
- Extremely small mounting type.
- Small surface mounting.



Lead-free



SOD-523

### APPLICATIONS

- Low current rectification and high speed switching.

### ORDERING INFORMATION

Type No.	Marking	Package Code
RB521S-30	C	SOD-523

### MAXIMUM RATING @ $T_a=25^\circ\text{C}$ unless otherwise specified

Parameter	Symbol	Limits	Unit
DC reverse voltage	$V_R$	30	V
Mean rectifying current	$I_O$	200	mA
Peak forward surge current	$I_{FSM}$	1	A
Junction temperature	$T_j$	125	$^\circ\text{C}$
Storage temperature	$T_{stg}$	-40 to +125	$^\circ\text{C}$

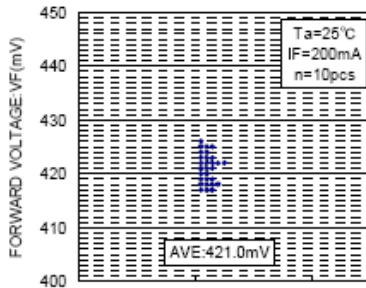
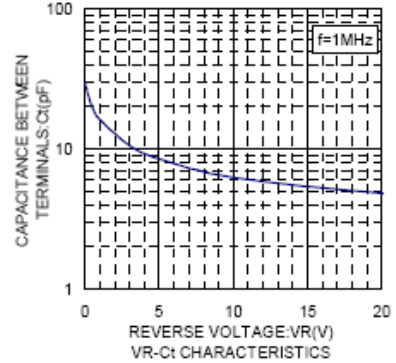
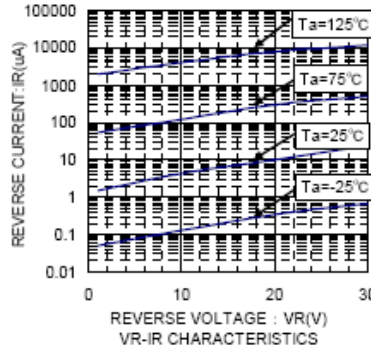
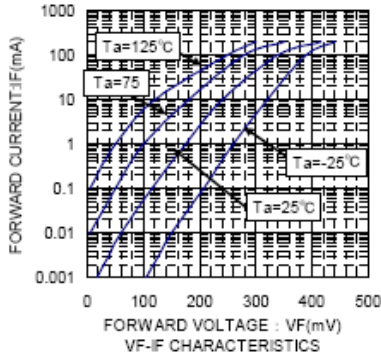
### ELECTRICAL CHARACTERISTICS @ $T_a=25^\circ\text{C}$ unless otherwise specified

Parameter	Symbol	Min.	Typ.	Max.	Unit	Conditions
Forward voltage	$V_F$			0.50	V	$I_F=200\text{mA}$
Reverse current	$I_R$			30	$\mu\text{A}$	$V_R=10\text{V}$

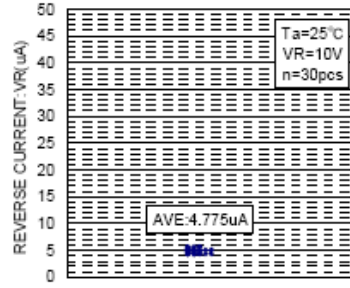


Schottky Barrier Diode

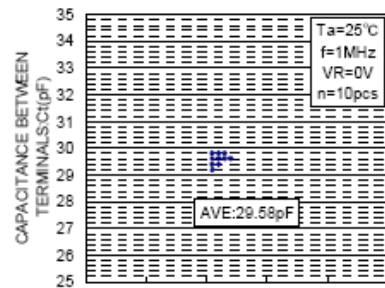
TYPICAL CHARACTERISTICS @ Ta=25°C unless otherwise specified



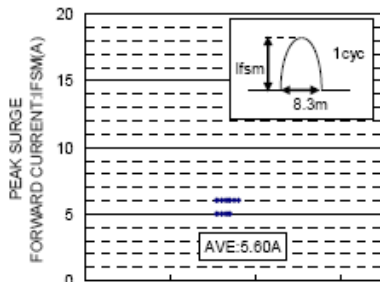
VF DISPERSION MAP



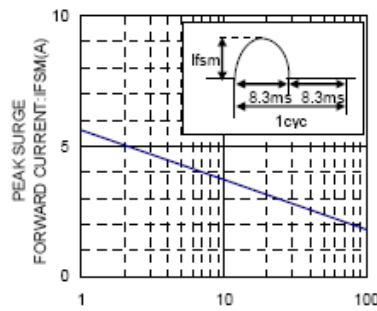
IR DISPERSION MAP



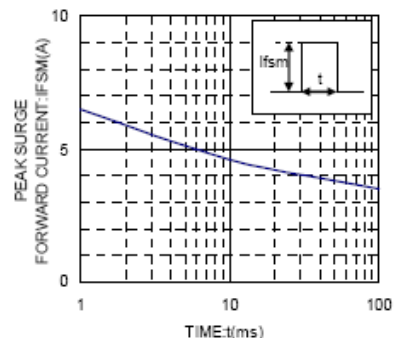
Ct DISPERSION MAP



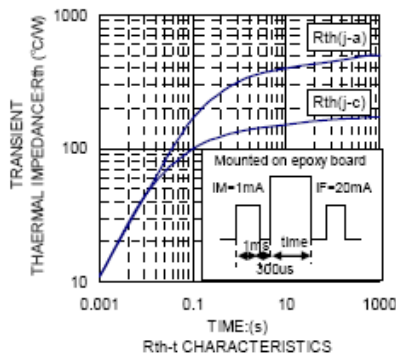
IFSM DISPERSION MAP



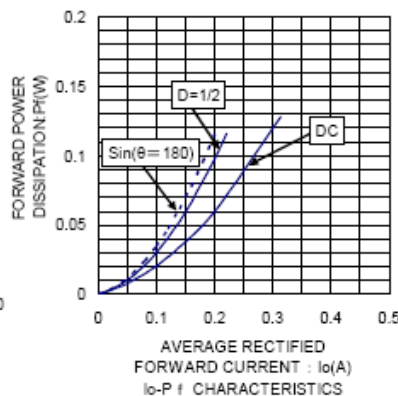
IFSM-CYCLE CHARACTERISTICS



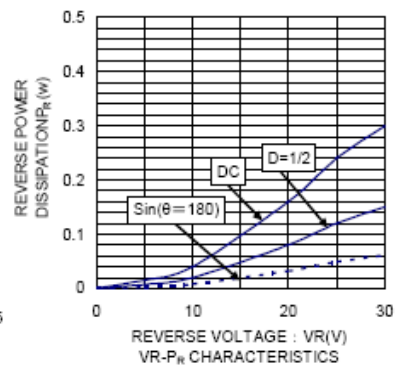
IFSM-t CHARACTERISTICS



Rth-t CHARACTERISTICS



Io-P f CHARACTERISTICS



VR-Pr CHARACTERISTICS



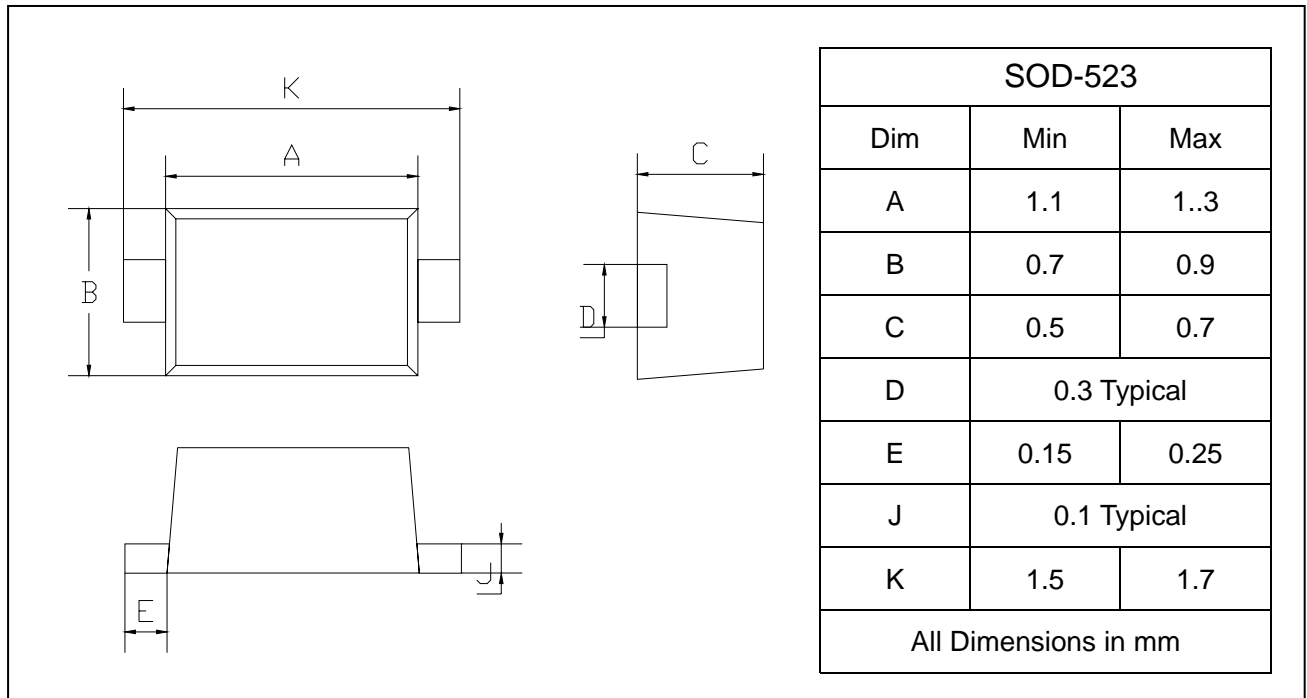
**RB521S-30**

**Schottky Barrier Diode**

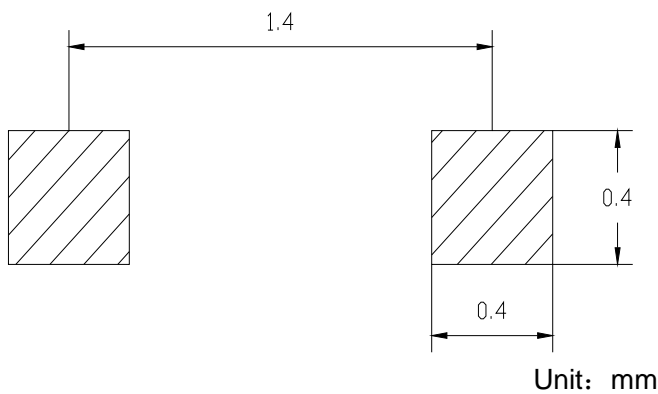
**PACKAGE OUTLINE**

Plastic surface mounted package

SOD-523



**SOLDERING FOOTPRINT**



**PACKAGE INFORMATION**

Device	Package	Shipping
RB521S-30	SOD-523	3000/Tape&Reel