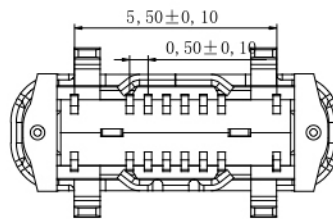
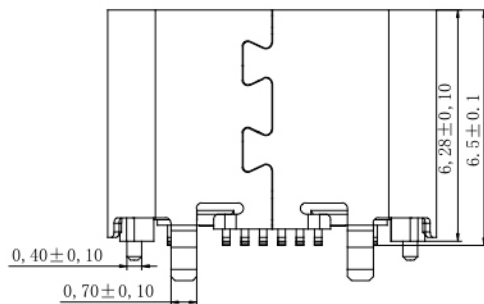


RECOMMENDED P.C.B. LAYOUT  
TOLERANCE UNSPECIFIED ±0.05mm



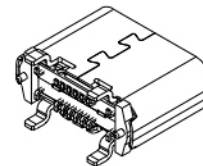
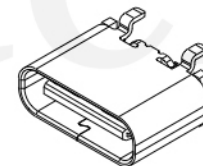
A1	GND	B12	GND
A4	VBUS	B9	VBUS
A5	CC1	B8	SBU2
A6	DP1	B7	DN2
A7	DN1	B6	DP2
A8	SBU1	B5	CC2
A9	VBUS	B4	VBUS
A12	GND	B1	GND
PIN	SIGNAL NAME	PIN	SIGNAL NAME

**NOTES:**

1. MECHANICAL: MATING FORCE: 5-20N .  
UNMATING FORCE: 8-20N .  
DURABILITY: 10000 CYCLES MIN.

2. ELECTRICAL:  
CURRENT: 5.0A MAX  
VOLTAGE: 20V MAX  
WITHSTANDING VOLTAGE: 100V AC  
CONTACT RESISTANCE: 40 mΩ MAX INITIAL;  
50 mΩ MAX AFTER 10000 CYCLES

3. ENVIRONMENTAL:  
OPERATING TEMPERATURE RANGE -55°C ~ +85°C



**品贊科技®**  
**b-Switch**

**G-Switch Electronic (HongKong) CO.,Ltd.**

Unless otherwise specified, Tolerance:  
X.           ±0.30  
X.x         ±0.20  
X.xx        ±0.15  
X.xxx       ±0.10  
Angles      ±3°

DESIGN FengFengChen  
CHECKED           DATE  
APPROVED           DATE  
<http://www.dg-switch.com>  
TEL:0769-82388879

DATE 2020.05.10  
DATE  
DATE  
REV.: X1  
SCALE: 4:1  
SIZE: A4

Molde code:  
**GT-USB-7055**  
UNIT: mm  
SHEET: 1/1