

Female Header

pitch 2.00mm (0.079") | Dual row | R/A

CSFB204 Series


Specifications

Current Rating : 2.0 Ampere
Insulation Resistance : 1000 MΩ Min
Dielectric Withstanding : 500V AC
Contact Resistance : 20 mΩ Max
Operating Temperature : -40°C to +105°C

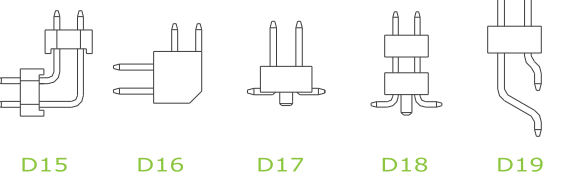
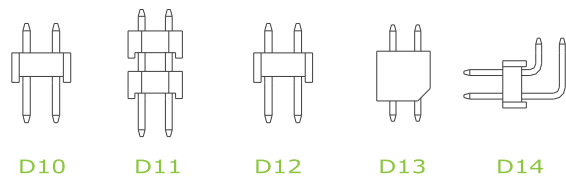
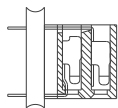
Materials

Contact Material : Phosphor Bronze
Insulation Material : High Temperature Thermoplastic, 94V-0 Nylon

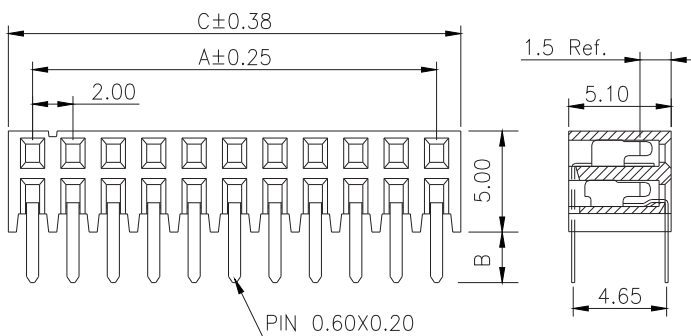
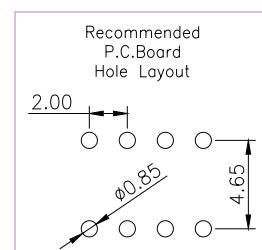
All materials must meet Greenconn's requirements for environmental protection.



Mating with



P.S. : Suggested mating pin length : 3.0 ~ 4.8 mm



* For Coded Dimension Not Inside The Table, Please Refer To "Ordering Information"

No. of Pins/Row	Dimension Information			No. of Pins/Row	Dimension Information			No. of Pins/Row	Dimension Information		
	A	C			A	C			A	C	
02	2.00	4.40		11	20.00	22.40		21	40.00	42.40	
03	4.00	6.40		12	22.00	24.40		22	42.00	44.40	
04	6.00	8.40		13	24.00	26.40		23	44.00	46.40	
05	8.00	10.40		14	26.00	28.40		24	46.00	48.40	
06	10.00	12.40		15	28.00	30.40		25	48.00	50.40	
07	12.00	14.40		16	30.00	32.40					
08	14.00	16.40		17	32.00	34.40					
09	16.00	18.40		18	34.00	36.40					
10	18.00	20.40		19	36.00	38.40					
				20	38.00	40.40					

Ordering Information

Standard Packaging : Tube

CSFB2 - R1AC

Height Option (H) No. of Pins per Row Standard Plating Pin Length (B)

04 02 05 02 : Gold Flash 001 : B=2.50

Selective Plating 01 : Tin 05 : Gold Flash / Tin

For special length requirement Please contact our sales personnel