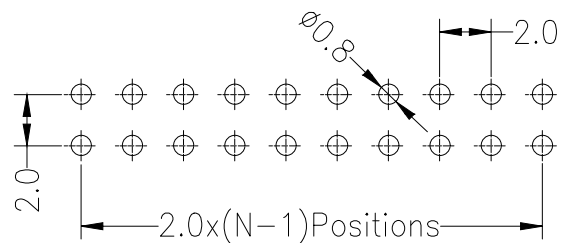
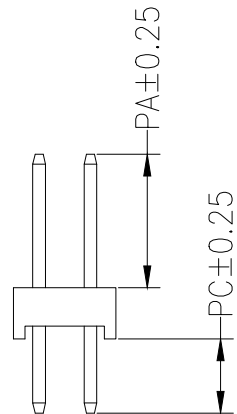
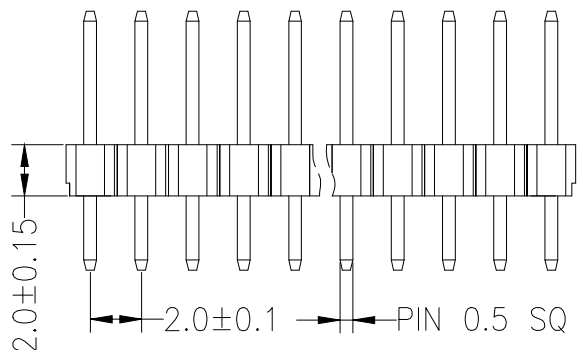


2.0±0.1
4.0±0.15



Recommended P.C.B Layout(Top Side)
(PCB BOARD TOLERANCE±0.05)

SPECIFICATIONS

Rated Current:1.5AMP
Contact Resistance:20mΩ Max
Withstand Voltage:500V AC/DC
Insulation Resistance:1000MΩ Min
Operation Temperature:-40°c to +105°c

Contact Material:Brass
Contact Plating:Au or Sn Over Ni
Insulator Material:Polyester(UL94V-0)
Standard: PA6T
Max.Processing Temp: 230°C for 30-60 seconds
(260°C for 5 seconds)

Dimension antitheses list			
ITEM	PA	PC	L
Standard	4.00	2.80	8.80
Alternate			

Ordering Information

PZ 200 - * - N - * - * - **

No.of Rows 1=Single Row 2=Dual Row	No.of Pins 2=40Pin	Type Z=直针 W=弯针 S=立轴 W=弯轴	Length (产品壁厚)	Contact Plating G0:Gold Flash G1:1u" Gold G2:3u" Gold G3:5u" Gold G4:10u" Gold G5:15u" Gold G6:30u" Gold S0:Gold Flash/Tin S1:Tin
--	-----------------------	--------------------------------------	------------------	--

		GENREL TOLERANCE		制 图 DRAWING		深圳市华灿天禄电子有限公司 ShenzhenhuacantianluELECTRONICS CO.,LTD			
		DIM	TOL	审 核 CHECK					
		X. X	±0.30	批 准 APPROVAL		产品名称 TITLE	2.00双排 直排针(塑高2.0)	版本 REV.	A
		X. XX	±0.20	比 例 SCALE		产品料号 PART NO.	PZ200-2-N-Z-2.0-XX (L8, 8)	单 位 UNITS	mm
		X. XXX	±0.10	投 影 Projection		材 料 MATERIAL		页 次 SHEET	1/1
序号 No.	变更内容 MODIFY CONTENT	日期 MODIFY DATE	Angle	±3.0°					