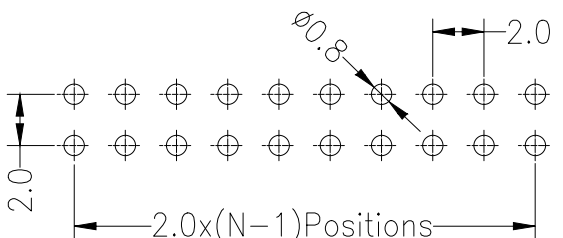
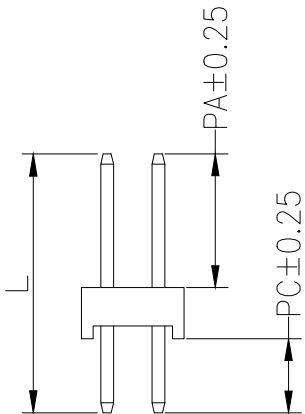
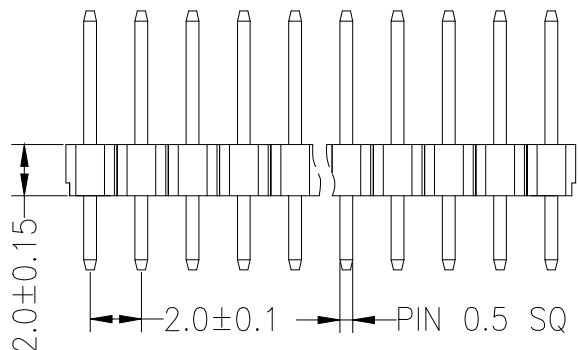


2.0±0.1
4.0±0.15



Recommended P.C.B Layout(Top Side)
(PCB BOARD TOLERANCE±0.05)

SPECIFICATIONS

Rated Current:1.5AMP
Contact Resistance:20mΩ Max
Withstand Voltage:500V AC/DC
Insulation Resistance:1000MΩ Min
Operation Temperature:-40°C to +105°C

Contact Material:Brass
Contact Plating:Au or Sn Over Ni
Insulator Material:Polyester(UL94V-0)
Standard: PA6T
Max.Processing Temp: 230°C for 30-60 seconds
(260°C for 5 seconds)

Dimension antitheses list			
ITEM	PA	PC	L
Standard	9.0	3.0	14.0
Alternate			

Ordering Information

PZ 200 - * - N - * - * - **

No.of Rows 1=Single Row 2=Dual Row	No.of Pins 2=40Pin	Type Z=直针 W=弯针 S=立轴 R=带脚	Length (产品长度)	Contact Plating G0:Gold Flash G1:1u" Gold G2:3u" Gold G3:5u" Gold G4:10u" Gold G5:15u" Gold G6:30u" Gold S0:Gold Flash/Tin S1:Tin
--	-----------------------	--------------------------------------	------------------	--

			GENERAL TOLERANCE		制 图 DRAWING		深圳市华灿天禄电子有限公司 ShenzhenhuacantianluELECTRONICS CO.,LTD			
			DIM	TOL	审 核 CHECK					
			X.X	±0.30	批 准 APPROVAL		产品名称 TITLE	2.0双排 直排针(塑高2.0)	版本 REV.	A
			X.XX	±0.20	比 例 SCALE		产品料号 PART NO.	PZ200-2-18-Z-2.0-G1(L14.0)	单 位 UNITS	mm
			X.XXX	±0.10	投 影 Projection		材 料 MATERIAL		页 次 SHEET	1/1
序号 No.	变更内容 MODIFY CONTENT	日期 MODIFY DATE	Angle	±3.0°						