




Schroff

ACCESSORIES

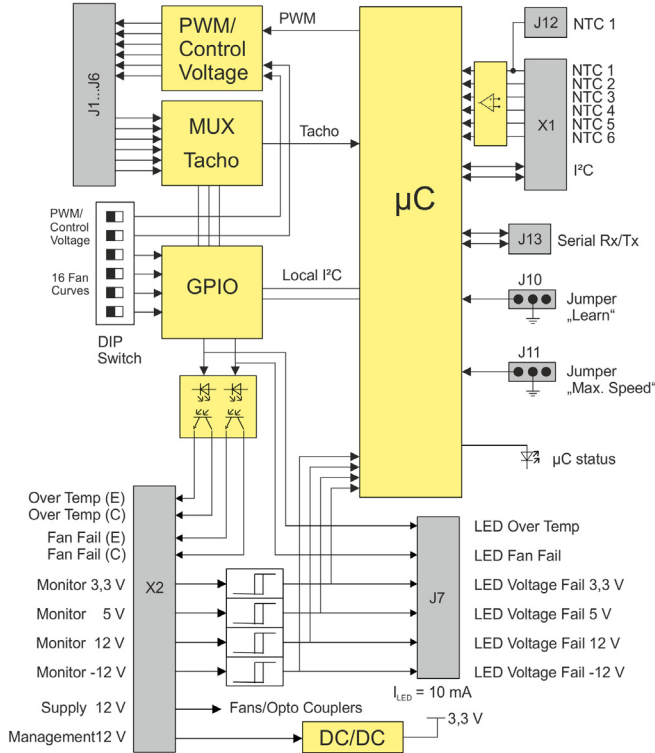
Systems – Accessories

Fan control module (FCM2)



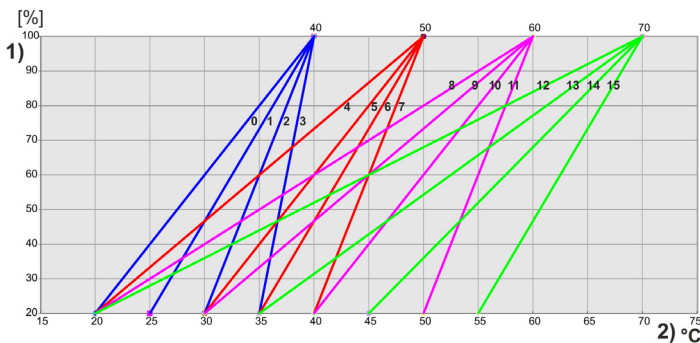
FCM with straight connector FCM with angled connector

Block diagram inputs and outputs



09802052

Speed characteristics inputs and outputs



09802053

- 1) Pulse-width modulation;
 - 2) temperature;
- 0 ... 15 Setting with 4 bit DIP switches

- The fan control module (FCM2) is a standalone fan controller for 12 V fans
- Up to 6 fans can be monitored and controlled
- Signal monitoring of up to 6 temperature sensors
- Monitoring of 3.3 V, 5 V, 12 V and -12 V voltages
- FCM2 supply voltage: 12 V
- Can control status LEDs for Over Temp, Fan Fail, 3.3 V, 5 V, 12 V and -12 V
- In case of overheating or the failure of a fan, the other fans can be set to full speed
- Status information can be queried via a I²C interface
- Suitable for a 4 wire fan with PWM or control voltage input
- With straight or angled connector plug

Delivery includes

Item	Qty.	Description
1	1	Fan control module (FCM2), width 40 mm, depth 119 mm, height 15 mm

Order Information

Description	Height mm	Width mm	Depth mm	Part no.
Connector plug, straight	15	40	119	23207-160
Connector plug, angled (90°), for mounting on pull-out Schroff fan unit	15	40	119	23207-162

Accessories

Temperature sensor for FCM2 Cable length 400 mm, with insulation displacement connector suitable for J12 on FCM2, 1 piece	23204-882
----------------------------------------------------------------------------------------------------------------------------------	-----------

Systems – Accessories

Chassis monitoring module (CMM)



- Monitoring of voltages, temperatures and digital inputs
- Communication and remote control via RS 232 or Ethernet interface (10BaseT)
- Inputs and outputs for VME specific and CPCI specific signals, further digital and LED outputs
- Data bus for communication with the Schroff Fan Control Module (FCM)
- Pluggable in 3 U euroboard format

Delivery comprises


Item	Qty	Description
1	1	Chassis monitoring module (CMM), height 3 U, depth 160 mm, width 4 HP, front panel fitted

Order Information

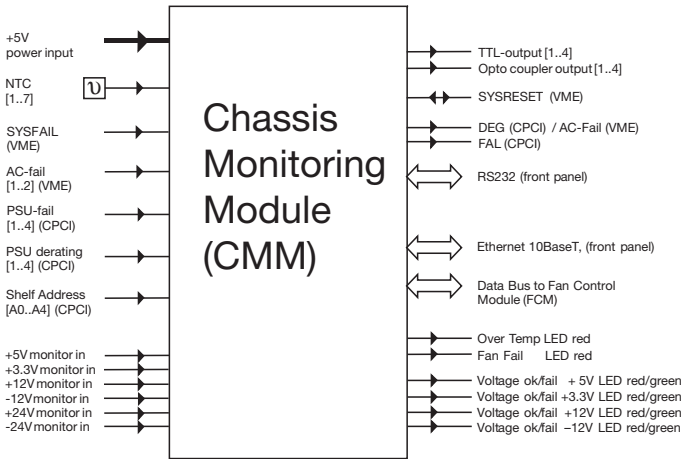
Description	Height U	Depth mm	Part no.
Chassis monitoring module (CMM)	3	160	23207-022

Note

- User manual: Please enter part number under www.schroff.biz/oneclick/



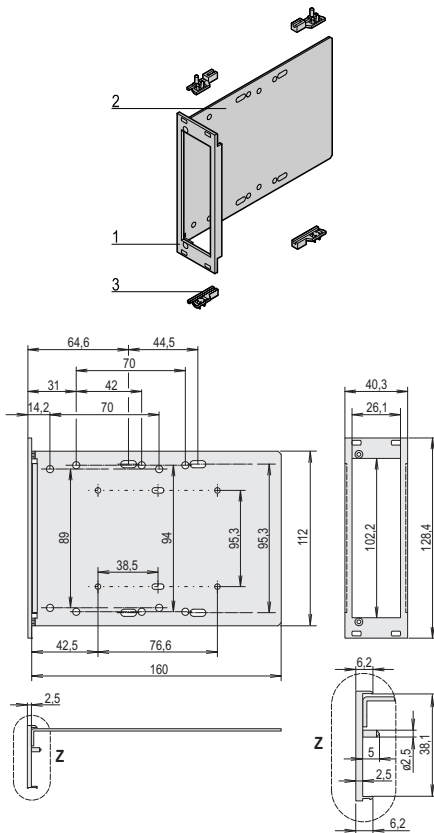
Status display via web browser



Block diagram inputs and outputs

Systems – Accessories

Module to mount drive unit, with front panel, U profile, shielded 1 × 3 1/2", 3 U vertical



04902051

Delivery comprises (kit)

Item	Qty	Description
1	1	U profile front panel with drive unit cut-out, Al, 2.5 mm, front anodised, rear colourless chromated, 2 alignment pins, stainless steel, pressed-in
2	1	Side panel, plug-in version, Al, 1.5 mm, chromated
3	4	Guide rail, PBT UL 94 V-0, red
4	1	Assembly kit

Order Information

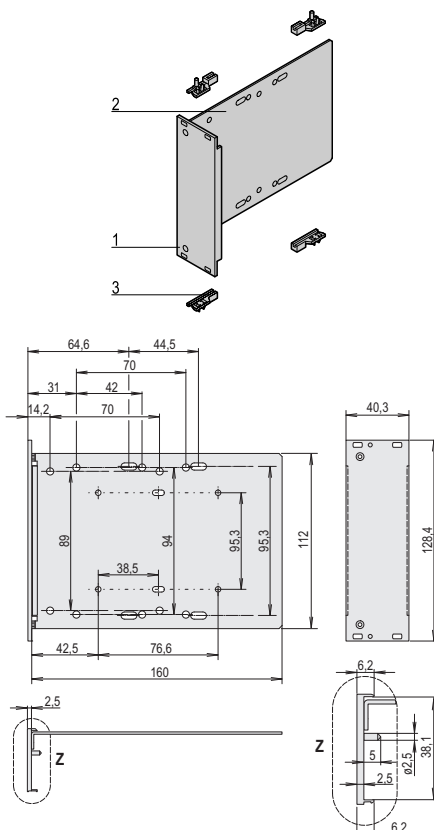
Front panel dimensions		Part no.
Height	Width	
U	HP	
3	8	24579-042

Note

- Suitable for europacPRO, ratiopacPRO, CompactPCI, VMEbus and VME64xbus only
- Covers for drive unit cut-outs see page 8.110

KAA44883

Module to mount drive unit, with front panel, U profile, shielded HD 1 × 3 1/2", 3 U vertical



04902052

Delivery comprises (kit)

Item	Qty	Description
1	1	U profile front panel, Al, 2.5 mm, front anodised, rear iridescent green chromated; 2 alignment pins, stainless steel, pressed-in
2	1	Side panel, plug-in version, Al, 1.5 mm, chromated
3	4	Guide rail, PBT UL 94 V-0, red
4	1	Assembly kit

Order Information

Front panel dimensions		Part no.
Height H	Width B	
U	HP	
3	8	24579-043

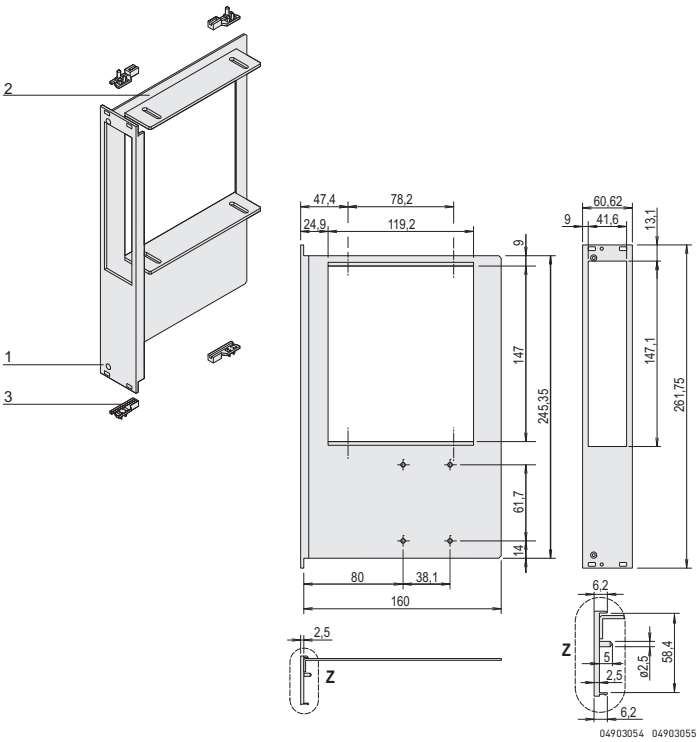
Note

- Suitable for europacPRO, ratiopacPRO, CompactPCI, VMEbus and VME64xbus only
- Covers for drive unit cut-outs see page 8.110

KAA44897

Systems – Accessories

Module to mount drive unit, with front panel, U profile, shielded, 1 x 5 1/4", HD 1 x 2.5", 6 U vertical



Delivery comprises (kit)

Item	Qty	Description
1	1	U profile front panel with drive unit cut-out, Al, 2.5 mm, front anodised, rear iridescent green chromated
2	1	Side panel, plug-in version, Al, 1.5 mm, passivated
3	4	Guide rail, PBT, UL 94 V-0, red
4	1	Assembly kit

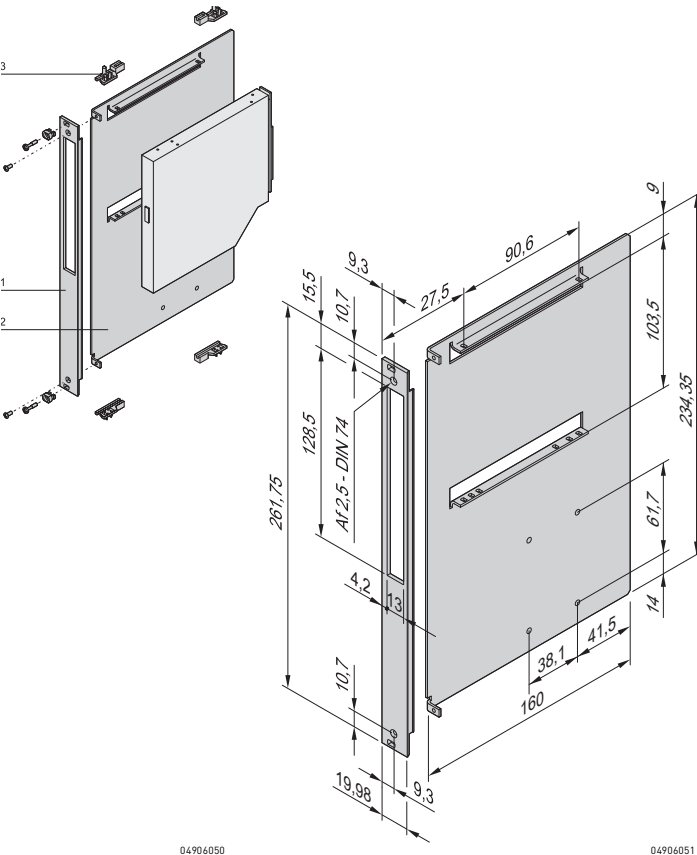
Order Information

Front panel dimensions		Part no.
Height	Width	
U	HP	
6	12	24579-074

Note

- Suitable for europacPRO, ratiopacPRO, CompactPCI, VMEbus and VME64xbus only
- Covers for drive unit cut-outs see page 8.110

Module to mount drive unit, with front panel, U profile, shielded, for Slim Line CD/DVD, HD 1 x 2.5", 6 U vertical



Delivery comprises

Item	Qty	Description
1	1	U profile front panel, 6 U, 4 HP, with drive unit cut-out, Al, 2.5 mm, front anodised, rear iridescent green chromated
2	1	Side panel, plug-in version, Al, 1.5 mm, passivated
3	4	Guide rail, PBT, UL 94 V-0, red
4	1	Assembly kit

Order Information

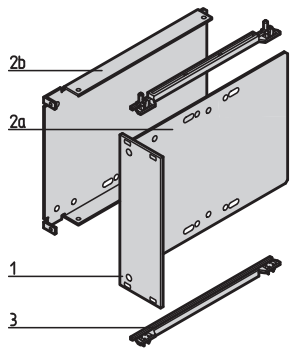
Front panel dimensions		Part no.
Height	Width	
U	HP	
6	4	24579-230

Note

- Suitable for europacPRO, ratiopacPRO, CompactPCI, VMEbus and VME64xbus only
- Covers for drive unit cut-outs see page 8.110

Systems – Accessories

Module to mount drive unit HD 1 x 3 1/2", 3 U vertical



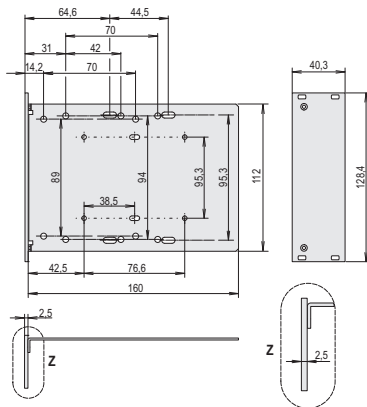
Delivery comprises (kit)

Item	Qty	Description
1	1	Front panel, Al, 2.5 mm, front anodised, rear iridescent green chromated
2a	2	Side panel, plug-in version, Al, 1.5 mm, passivated
2b	2	Side panel, screw-fixed version, Al, 2.0 mm, passivated
3	2	Guide rail, PPE, UL 94 V-0, black; only for plug-in version
4	1	Assembly kit

Order Information

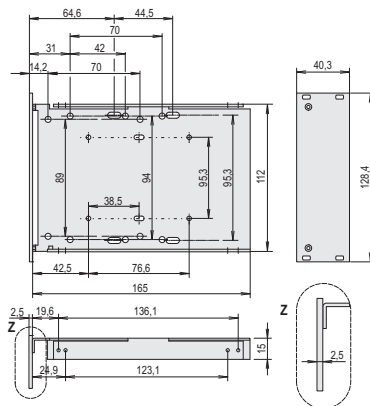
Front panel dimensions		Plug-in version	Screw-fixed version
Height	Width	Part no.	Part no.
U	HP		
3	8	20810-611	20810-605

KAA44896



04909050

Plug-in version



04909051

Screw-fixed version

Covers for drive unit cut-outs

- Front panel is clipped into drive unit cut-out with clamping device

Delivery comprises (assembled)

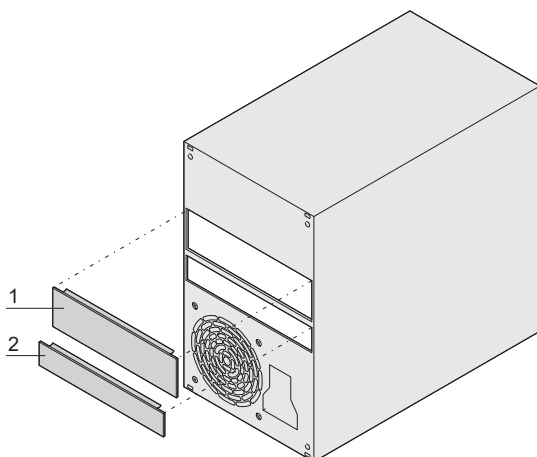
Item	Qty	Description
1	1	Front panel, Al, 2 mm, anodised
2	1	Clamping device to clip-on, stainless steel

Order Information

Item	Description	Part no.
1	Cover for 5.25" (CD/DVD)	24496-120
2	Cover for Slim Line drive (CD/DVD)	24496-122

Note

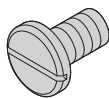
- Covers for 3.5" drive units available on request



12106050

Systems – Accessories

Screws for drive units

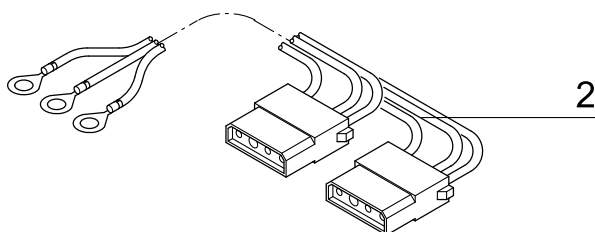


04706053

Order Information

Description	Qty/PU	Part no.
Slotted flathead screws, M 3 x 6	100	21100-711
Pozidrive flathead screws, M 4 x 6	100	21100-574
Slotted flathead screw, 6-32 UNC x 6	100	21100-712

Cable for drive unit



2

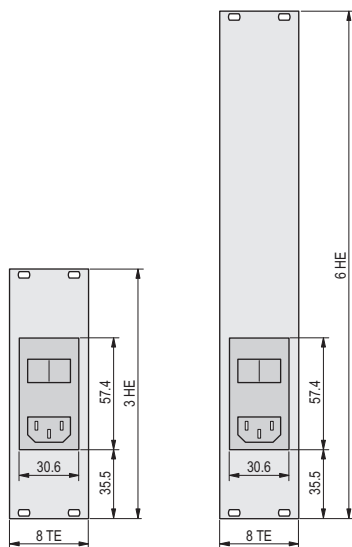
- The cable connects commercially available drive units with the power supply

Order Information

Item	Description	Qty/PU	Part no.
2	Drive unit cable for 2 x 5 1/4", ring tag Ø M4, length 560 mm, connector AMP/Tyco 1-171822-4	1	20835-188

09802054

AC input module with filter



- Front panel (U front panel) for shielding with EMC textile gasket
- Voltage 110 V_{AC} ... 250 V_{AC}, 50 Hz ... 60 Hz
- Max. current 10 A at 40°C

Delivery comprises

Item	Qty	Description
1	1	U front panel, 2.5 mm, front anodised, rear colourless chromated

Order Information

Height H	Width B	Part no.
U	HP	
3	8	24579-058
6	8	24579-059
Textile EMC seals 3 U, PU 10 pieces		21101-853
Textile EMC seals 3 U, PU 100 pieces		21101-854
Textile EMC seals 6 U, PU 10 pieces		21101-855
Textile EMC seals 6 U, PU 100 pieces		21101-856

Note

- EMC profile seals are required to shield the front panels

12303050

Systems – ServicePLUS



configuration

Simple. Fast. To the ideal product.

Components can be varied and combined freely

- Our configurators help you select what you need
- Online configuration: www.schroff.co.uk/configuration



assembly

Assembled by professionals. Double benefit!

Fitting of all mechanical, electrical and electronic components by our specialists

- From a quantity of 1, completely assembled and tested
- Ready for despatch within 10 working days



modification

Small changes. Large impact.

Custom drillings, cut-outs and special colours for off-the-shelf products

- Mechanical modifications, modifications of backplanes and PSUs, cabling
- Ready for despatch within 15 working days



solution

Simple. Fast. Out of one source.

Integration and custom developments

- Air conditioning, complete assembly, function test
- Customised complete solutions



express

When fast has to be faster.

Delivery time to customer's request

- System Express
- Further information: www.schroff.co.uk/express



support

Support. Solution. Availability.

Assistance if required

- Telephone support



academy

Knowledge. Sharing. Partnerships.

Knowledge transfer and partnership

- Seminars, white papers, CAD drawings, test reports, user reports
- Further information: www.schroff.co.uk/academy



lifecycle


We are with you. For the entire product life.

Flexible support throughout the product lifecycle

- Exchange service, maintenance, repairs, replacement parts

Systems – ServicePLUS

Application examples



■ Hybrid system, modification of a MicroTCA single-module board cage into a 3 U chassis to DIN EN 60297 12908007



■ MicroTCA system, 1 U for 6 single mid-size AMC modules; power supply, increased air inlet and exhaust area with inwardly curved side panels 12908005



■ MicroTCA chassis with hot-swap fan unit and power supply 12909001



■ CompactPCI chassis with hot-swap fan unit and custom finishing 12309002



■ CompactPCI chassis with 48 V_{DC} power supply 12309001



■ 2 slot, 2 U AdvancedTCA chassis with custom colour 12709003

Appendix – Order notes

Packaging units

A packaging unit (PU) - e.g. carton, bag - contains the stated quantity. If you order the quantity 1, you will automatically receive the quantity defined as PU.

Example: EMC textile gasket
See page 5.22
Part number 21101-853

Quantity (per part number): 10 pieces

Order quantity: Delivery quantity:

1	10 pieces
2	20 pieces
3	30 pieces

Standard pack quantity (SPQ)

Please take into consideration that deliveries may be carried out in the stated SPQs (SPQ, e.g. 5 pieces, 10 pieces, 50 pieces, etc.). Differing order quantities (e.g. 2 pieces) may be changed to the next possible delivery quantity = Standard Pack Quantity (in this case 10 pieces).

Example: Front horizontal rail
See page 5.31
Part number 34560-228

Quantity (per part number): 1 piece
Standard pack quantity (SPQ): 10 pieces

Order quantity: Delivery quantity:

≤ 10	10 pieces
> 10 ≤ 20	20 pieces
> 20 ≤ 30	30 pieces

Price list

Our price list is available by e-mail from your customer consultant. Please find all contact details at www.schroff.biz/contact.

Delivery times

Part numbers in bold face type are ready for despatch within 2 working days; part numbers in normal type are ready for despatch within 10 working days.

Always up-to-date

Please visit our website www.schroff.biz where we continuously inform about news and technical changes.

Business relations

Schroff is exclusively operating in Business to Business (B2B). Private individuals can buy Schroff products via our sales representatives (see www.schroff.biz/contact).

Quick links

Catalogue request: www.schroff.biz/catalogues

Product configurators: www.schroff.biz/conf

Contact details: www.schroff.biz/contact

Product search: www.schroff.biz/oneclick

Front Panel Express: www.frontpanelexpress.eu

VARISTAR: www.varistar.co.uk

Railway technology: www.schroff.co.uk/railway

IT Infrastructure: www.schroff.co.uk/datacom

Responsible for contents and print

Schroff GmbH, Marketing Communication,
D-75334 Straubenhardt, Germany

The data in this catalogue have been thoroughly edited and checked - in assistance with an accredited Quality Management System in accordance with EN ISO 9001:2008.

Faults and spelling mistakes, but mainly changes due to improvements and further developments of our products are subject to change. There is no possibility to claim indemnity/compensation.

Cabinets	Overview.....	1.0	LHX 20/40 Air/water heat exchangers.....	1.224	1
	Varistar Cabinet platform.....	1.2	LHX 3 Air/water heat exchangers.....	1.236	
	Varistar Electronics.....	1.10	Novastar.....	1.240	
	Varistar EMC.....	1.54	Eurorack.....	1.270	
	Varistar Seismic.....	1.84	Outdoor.....	1.316	
	Varistar MIL.....	1.120	Etsirack.....	1.346	
	Varistar Data/network systems.....	1.124	19" lab racks.....	1.354	
	Varistar Containment.....	1.202	PROLINE.....	1.362	
Wall mounted case	Overview.....	2.0			2
	Epcase.....	2.36			
	LAN wall-mounted distributors.....	2.46			
Cabinet and wall-mounted case accessories	Overview.....	3.0	Monitors, keyboards, monitoring.....	3.44	3
	Mechanics.....	3.2	Socket strips.....	3.50	
	Telescopic slides.....	3.24	Power control socket strips.....	3.72	
	Electrical.....	3.29			
Climate control	Overview.....	4.0	Accessories.....	4.58	4
	Cooling concepts/service.....	4.2			
	19" fan trays.....	4.4			
	Air filtered fans.....	4.20			
Desktop enclosures	Overview.....	5.0	Comptec.....	5.100	5
	RatiopacPRO.....	5.6	Accessories.....	5.108	
	PropacPRO.....	5.44	Interscale.....	5.200	
	CompacPRO.....	5.76	Minipac.....	5.230	
Subracks/ 19" chassis	Overview.....	6.0	EuropacPRO industrial applications.....	6.86	6
	EuropacPRO.....	6.2	EuropacPRO Rugged.....	6.92	
	EuropacPRO for railroad applications.....	6.70	MultipacPRO.....	6.112	
			Inpac.....	6.128	
Front panels, Plug-in-units, Frame type plug-in-units	Overview.....	7.0	PCB accessories.....	7.102	7
	Front panels.....	7.2			
	Plug-in units.....	7.16			
	Frame type plug-in units.....	7.64			
Systems	Overview.....	8.0	AdvancedMC modules.....	8.56	8
	AdvancedTCA.....	8.2	CompactPCI, Serial, PlusIO, PSB.....	8.68	
	AdvancedMC carriers.....	8.26	VME, VME64x, VXS, VPX.....	8.88	
	MicroTCA.....	8.36	Accessories.....	8.106	
Power supply systems	Overview.....	9.0	19" accessories.....	9.18	9
	19" AC/DC switched-mode PSUs.....	9.2	PSUs for MicroTCA.....	9.20	
	19" AC/DC linear regulators.....	9.12	PSUs for VMEbus.....	9.22	
	19" AC/DC convertors.....	9.15	PSUs for CompactPCI, VME64x.....	9.24	
Backplanes	Overview.....	10.0	VME64x, VMEbus.....	10.15	10
	CompactPCI, Serial, PlusIO.....	10.4	Power.....	10.18	
	PXI.....	10.11	Universal.....	10.19	
	VXS.....	10.14	Test adaptors.....	10.20	
Connectors, Front panel component systems	Overview.....	11.0			11
	Connectors.....	11.2			
	Front panel component system.....	11.12			
Appendix	Standards abbreviations.....	12.0			12
	Notes on ordering.....	12.10			
	Order number index.....	12.11			
	Product index.....	12.62			