



DIN RAIL

WE OFFER A COMPLETE LINE OF SLOTTED OR SOLID DIN RAIL – 35MM X 15MM, 35MM X 7.5MM) IN 1 OR 2 METER LENGTHS. DIN RAIL MOUNTS IN A VARIETY OF ENCLOSURES AND JUNCTION BOXES.

DIN RAIL SAVES SPACE SINCE IT ORGANIZES TERMINALS IN A SET PATTERN. DIN RAIL SAVES TIME SINCE MANY OTHER CONTROL COMPONENTS CAN BE MOUNTED ON THE SAME RAIL – NO COMPONENTS ARE DIRECT MOUNTED – ULTIMATELY SAVING OUR CUSTOMERS MONEY.

OUR DIN RAIL IS MADE OF STEEL AND ZINC PLATED FINISH, WHICH IS THE INDUSTRY STANDARD AND ALSO ROHS COMPLIANT. AS ALWAYS, OUR RAILS ARE NOT MARKED WITH A COMPANY NAME AND ARE CE APPROVED.



DIN RAIL STEEL

FEATURES

STEEL DESIGN
ZINC PLATING, WHITE
2 METER LENGTH
COMPETITIVE PRICING

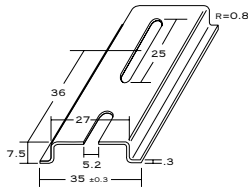
INDUSTRY STANDARD MATERIALS
CE APPROVED
NO MARKINGS ON RAIL



SLOTTED



35 MM X 7.5 MM
SLOTTED
STANDARD PACK: 40

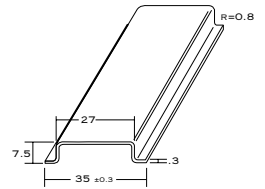


TS3575SL
TS3575SL1

SOLID



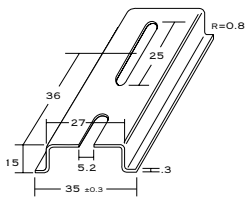
35 MM X 7.5 MM
SOLID
STANDARD PACK: 40



TS3575SOL



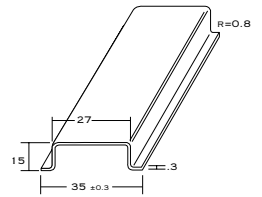
35 MM X 15 MM
SLOTTED
STANDARD PACK: 20



TS3515SL



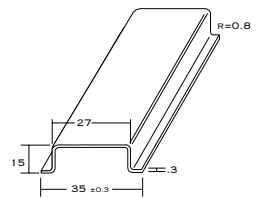
35 MM X 15 MM
SOLID
STANDARD PACK: 20



TS3515SOL



35 MM X 15 MM
SOLID
STANDARD PACK: 20



TS3515SOLH

DIN RAIL CROSS REFERENCE

AMERICAN ELECTRICAL	TS3575SL	TS3575SOL	TS3515SL	TS3515SOL	TS3515SOLH
ENTRELEC	173220.05	174300.17	101598.26	168700.22	168500.12
PHOENIX CONTACT	801733	801681	1201730	1201717	-
WAGO	210-112	210-113	210-197	210-114	210-118
WEIDMULLER	51450	38340	23650	23640	49800
WIELAND	98.300.10000.0	98.300.10000.0	98.300.10000.0	98.300.10000.0	98.300.10000.0



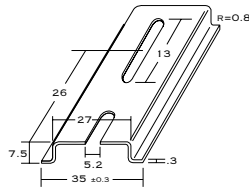
DIN RAIL ALUMINUM

FEATURES

LIGHTWEIGHT ALUMINUM
1 METER LENGTH
COMPETITIVE PRICING

STANDARD PACK OF 40
NO MARKINGS ON RAIL

35 MM X 7.5 MM
SLOTTED
STANDARD PACK: 40




TS3575SL1-A

DIN RAIL CUTTER

TS 3 CUT

FEATURES

CUTS 35X15, 35X7.5 AND 15MM DIN RAIL
NO DEBURRING NECESSARY. CLEAN CUTS
LITTLE FORCE REQUIRED FOR OPERATION
FAST, ACCURATE CUTS
INTEGRATED 1 METER MEASURING STICK INCLUDED



TECHNICAL DATA

LENGTH STOP: MAX. 1000 MM
DIMENSIONS: 1090 (L) X 150 (W) X 760 (D) MM
43 (L) X 6 (W) X 30 (D) INCHES
WEIGHT: 18 LBS, 8.3 KG

