

SECTION 3

FILTER D-SUB CONNECTORS

At increasing data transfer rates and operating frequencies it becomes increasingly important to safeguard the function of electrical devices and systems in their interactive relationship so that operation can be free of interference. This is also the clear objective of the EMC law.


In applications where connectors penetrate shielded enclosures commonly represent a breakdown in shielding since the connector's plastic isolating body provides no shielding against any interference signals that may be present.

Therefore high frequency interference signals can be passed in or out of the system without hindrance.

The connector's contacts act as antennas that receive and transmit interference signals because filtering is typically implemented on the PCB board.

Interface connectors with integrated filters can be of benefit in these cases.

CONEC filter D-subminiature connectors contribute to the protection of EMC zones. The integrated filter inside the connector saves PCB-space and can be installed into an existing PCB layout. To replace an unfiltered connector into filtered one is simple and effective.





One of the standard filters offered by CONEC is the so-called "C filter".

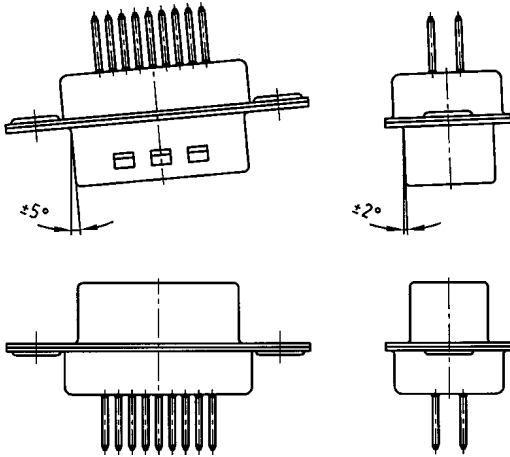
Depending on the problem situations, other possible variations can be employed; a two-stage LC filter and a three stage PI filter (C-L-C) are also available in various connector configurations within the standard product line.

CONEC filter connectors are an effective way to guard against electromagnetic interference (EMI RFI).

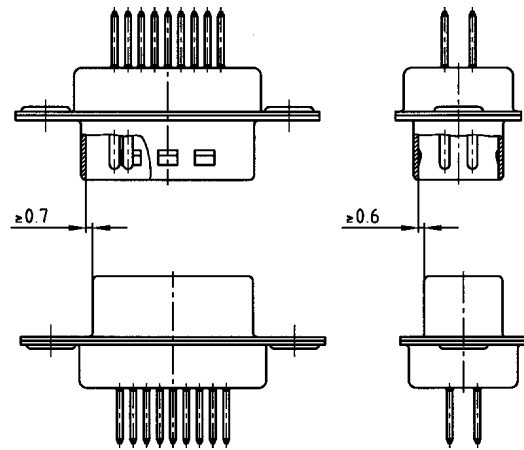


MATING CONDITIONS

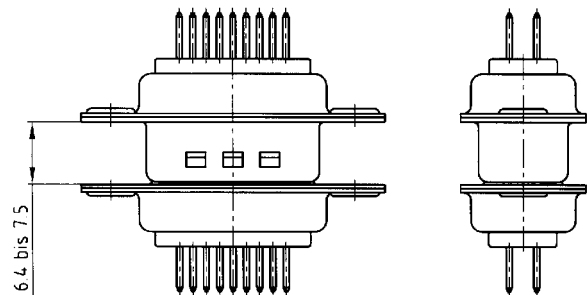
Float mount tolerance guide



Rigid mount tolerance guide

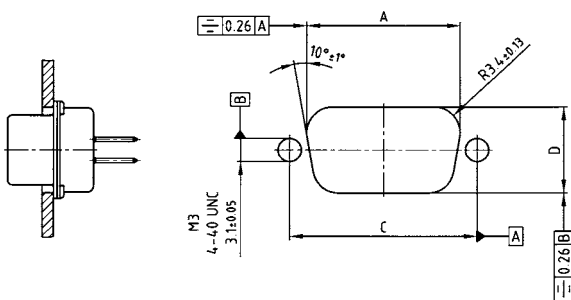


Rigid mount vertical to tolerance guide

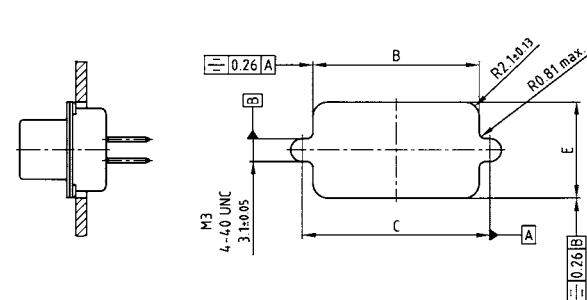


PANEL CUT-OUT

Rear panel mounting



Front panel mounting



| Shell size | A ± 0,13 | B ± 0,13 | C ± 0,13 | D ± 0,13 | E ± 0,13 |
|------------|----------|----------|----------|----------|----------|
| 9 15 | 20.50 | 22.20 | 25.00 | 11.40 | 13.00 |
| 15 26 | 28.80 | 30.50 | 33.30 | 11.40 | 13.00 |
| 25 44 | 42.50 | 44.30 | 47.04 | 11.40 | 13.00 |
| 37 62 | 59.10 | 60.70 | 63.50 | 11.40 | 13.00 |
| 50 78 | 56.30 | 58.30 | 61.10 | 14.10 | 15.80 |

PART NUMBER CREATOR

2 4 1 A 1011 O X

Product Line

Design

- 1 = Plug connector, standard DWV
- 2 = Socket connector, standard DWV
- 5 = Plug connector, high DWV
- 6 = Socket connector, high DWV
- 7* = Plug connector, ultra high DWV
- 8* = Socket connector, ultra high DWV

*on request

Quality class for contacts

- A = Quality class 3 / 50 mating cycles
- B = Quality class 2 / 200 mating cycles
- C = Quality class 1 / 500 mating cycles

Serial number

Design

- OX = Standard design

Filter connectors for higher DWV

Increasing requirements, with respect to higher DWV for filter connectors, have induced us to carry out advanced development in this direction. CONEC is capable of delivering filter connectors with DWV of 1500 VDC.

The various DWV ratings are as follows:

- 1 Standard DWV300/424 VDC
- 2 High DWV.....707 VDC
- 3 Ultra high DWV.....1000/1500 VDC (on request)

Furthermore, the filter connector can be designed for ultra high DWV of up to 2500 VDC at 10/700 pulse voltage. Filter connectors so designed fulfill the standards established according to CE requirements, i.e. 1414 VDC. For example, capacity ratings range from 180 pF to 1300 pF for standard series.

For special capacitance values consult factory.

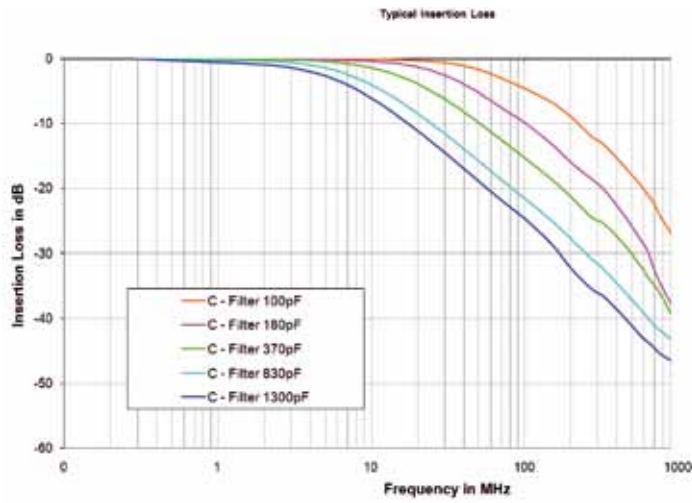
TECHNICAL DATA

| Materials | Filter D-SUB Standard 9, 15, 25, 37 and 50 position | Filter D-SUB High Density 15, 25, 44, 62 and 78 position |
|--|--|--|
| Insulator | Polyester GF UL94 V-0 | |
| Contacts | CU alloy | |
| Contact plating | Gold plated over nickel, solder area tin plated | |
| Shell | Steel tin plated / brass tin plated | |
| Mechanical and electrical characteristics | | |
| Dielectric with standing voltage | <ul style="list-style-type: none"> • Standard 424 VDC • Standard 300 VDC (for .T-Filter) • High DWV 707 VDC • Ultra high DWV 1500 VDC* • Ultra high DWV 1000 VDC* (for .T-Filter) *on request | <ul style="list-style-type: none"> • Standard 300 VDC |
| Working voltage | <ul style="list-style-type: none"> • Standard 100 VDC* • High DWV 100 VDC* • Ultra high DWV 200 VDC* *Depending on isolation coordination (refer to DIN VDE 0110/IEC 664-1) | <ul style="list-style-type: none"> • Standard 100 VDC* |
| Contact resistance | Max. 10 mΩ prior to stressing, Δ R max. 10 mΩ after stressing per DIN 41652, Part 2 | |
| Insulation resistance | ≥ 1GΩ | |
| Current rating | 7.5 A (UL) / 5 A (CSA,VDE) | 3 A (UL,VDE) / 2.5 A (CSA) |
| Voltage surge 10/700μs | Standard 300 V High Voltage 500 V | Standard 300 V |
| Mating and unmating forces | 9 pos. ≤ 30 N 15 pos. ≤ 50 N 25 pos. ≤ 83 N 37 pos. ≤ 123 N 50 pos. ≤ 167 N | 15 pos. ≤ 50 N 26 pos. ≤ 83 N 44 pos. ≤ 110 N 62 pos. ≤ 170 N |
| Temperature working range | -25°C to +105°C | -25°C to +85°C |
| Humidity | 40°C / 85% relative humidity/RH | |
| Capacitor values For other capacitance values please contact the factory. | 180 pF ± 20% tolerance 370 pF ± 20% tolerance 830 pF ± 20% tolerance 1300 pF ± 20% tolerance other capacitor values on request | 180 pF ± 20% tolerance 370 pF ± 20% tolerance 830 pF ± 20% tolerance |
| Quality class | A = Quality class 3 = 50 mating cycles B = Quality class 2 = 200 mating cycles C = Quality class 1 = 500 mating cycles | |

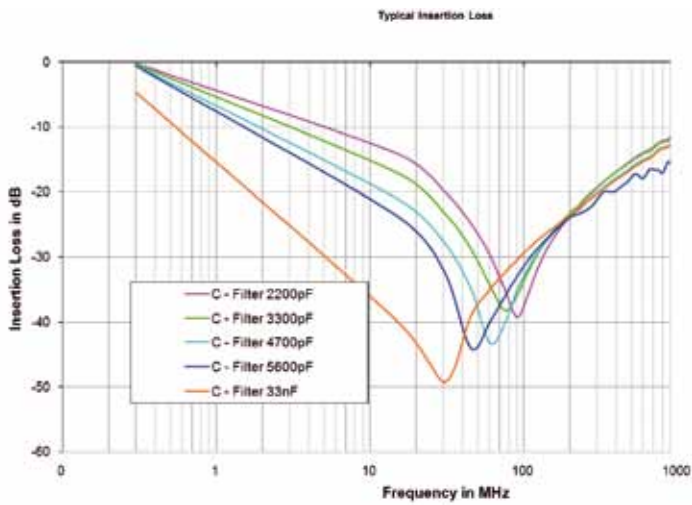
Technical alterations are subject to change without notice.

INSERTION LOSS

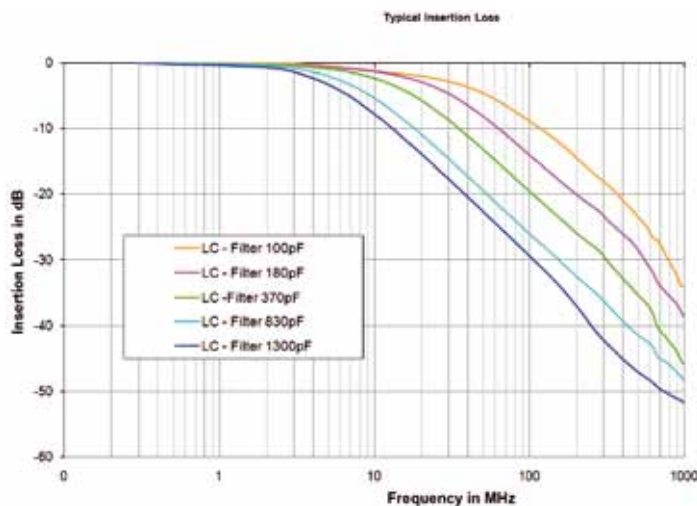
C-FILTER WITH PLANAR FILTER TECHNOLOGY



C-FILTER WITH CHIP TECHNOLOGY

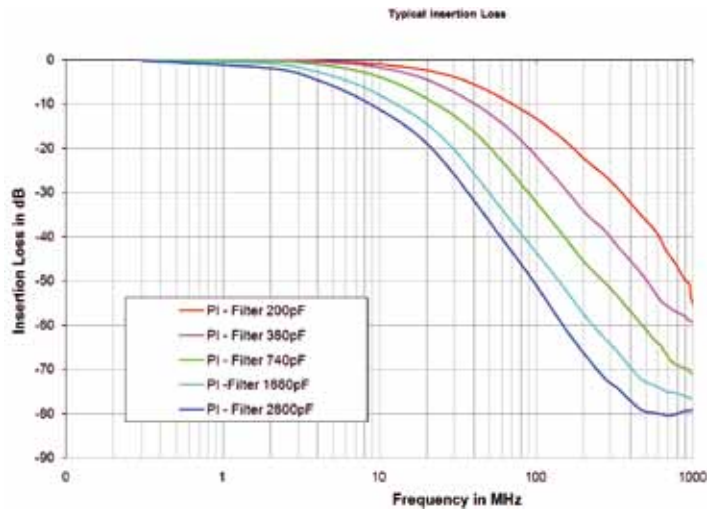


LC-FILTER WITH PLANAR FILTER TECHNOLOGY



INSERTION LOSS

π-FILTER WITH PLANAR FILTER TECHNOLOGY



SOLDER PROFILE

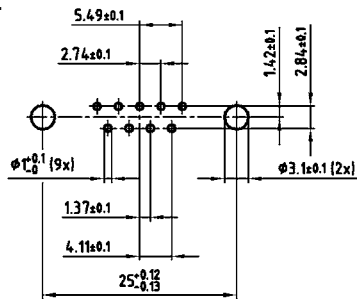
| Connector Type | Preheating | | Solder terminal dipping parameters | |
|---------------------------------------|------------------|----------|------------------------------------|------------------------------|
| | max. Temperature | Duration | max. Solder bath Temperature | max. Terminal Immersion Time |
| Filter D-SUB | 100°C | 30s | 260°C | 5s |
| Combo D-SUB Filter | 120°C | 120s | 260°C | 5s |
| Filter D-SUB Water Resistant | 100°C | 30s | 240°C | 5s |
| Combo D-SUB Water Resistant | 120°C | 120s | 240°C | 5s |
| D-SUB Water Resistant | 120°C | 120s | 240°C | 5s |
| D-SUB Solid Body Type Water Resistant | 150°C | 180s | 265°C | 8s |
| RJ45 Mod. Jack Filtered | 150°C | 180s | 265°C | 8s |
| Filter Plates | 150°C | 180s | 265°C | 8s |

Recommended wave-solder parameters for CONEC connectors.

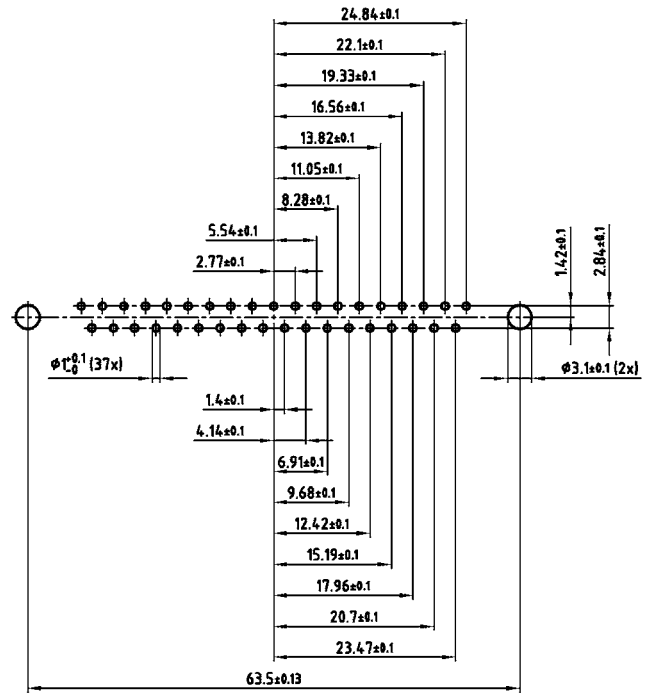
PCB LAYOUT, D-SUB STANDARD

Solder pin, straight – Plug and Socket connector

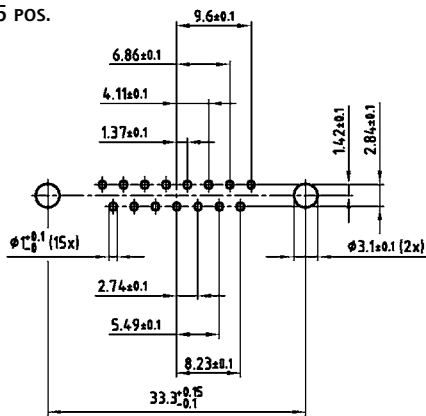
9 POS.



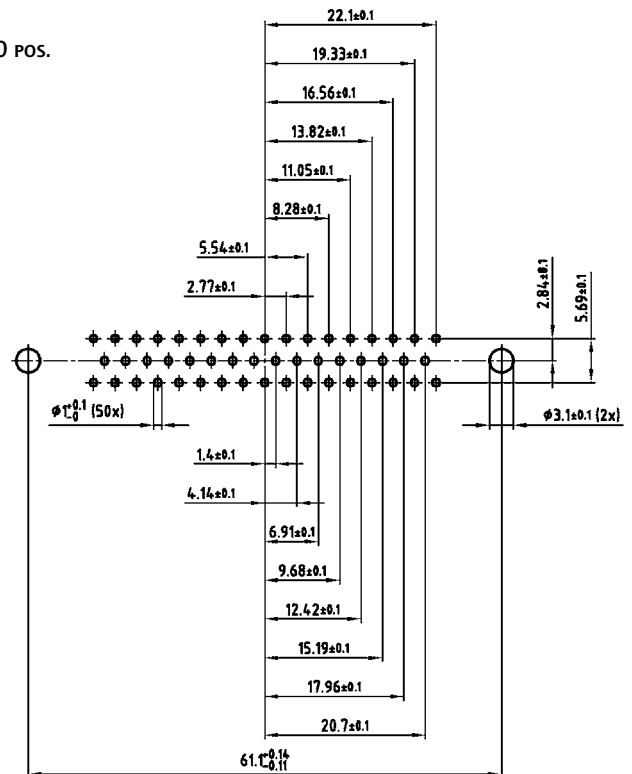
37 POS.



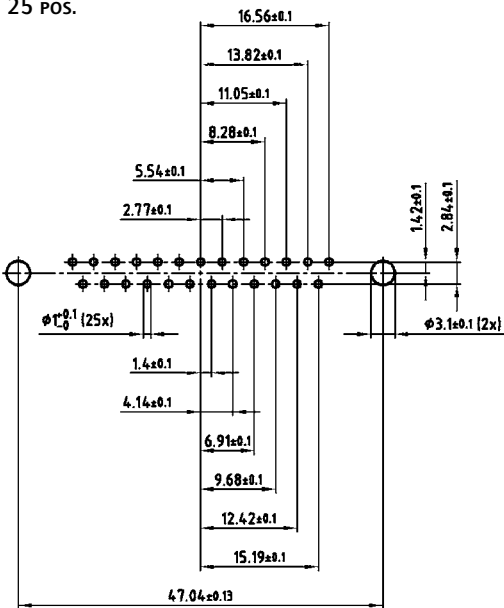
15 POS.



50 POS.



25 POS.

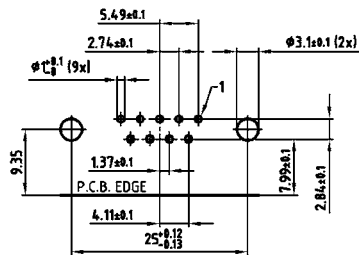


PCB layout Kat1 kFUA (View: component side)

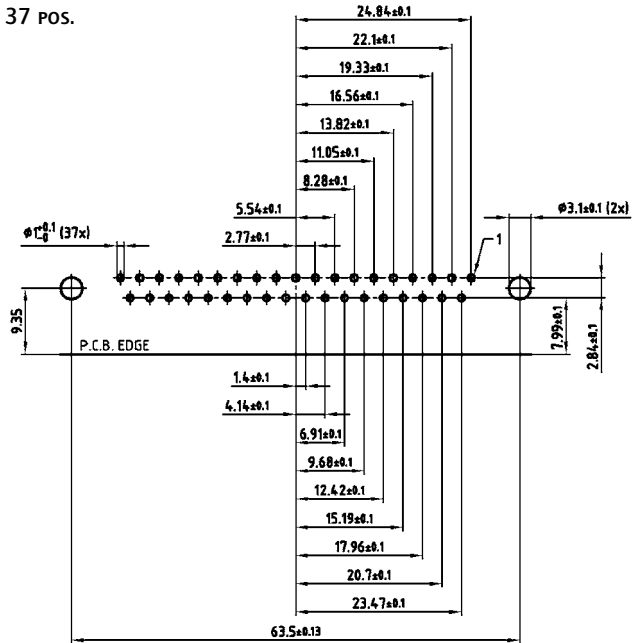
PCB LAYOUT, D-SUB STANDARD

Solder pin, angled, .318" / 7.19 mm – Socket connector

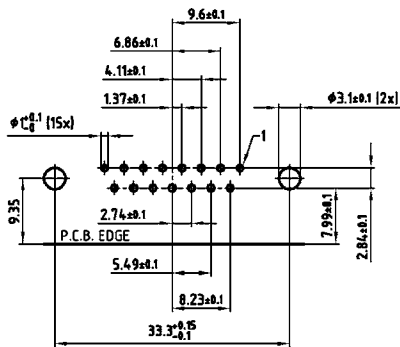
9 POS.



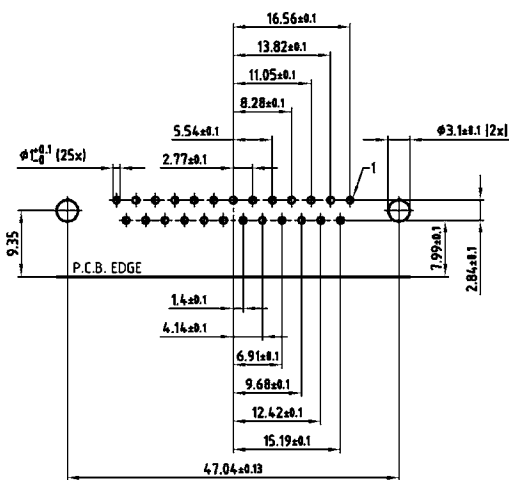
37 POS.



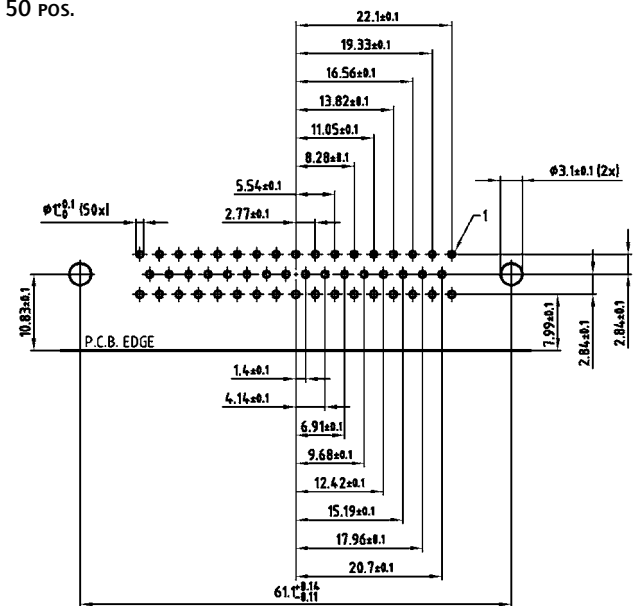
15 POS.



25 POS.



50 POS.

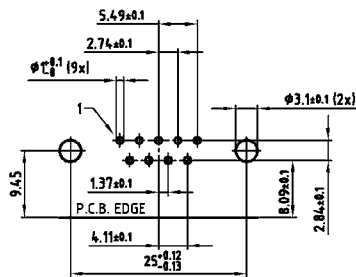


PCB layout Kat1kGEA (View: component side)

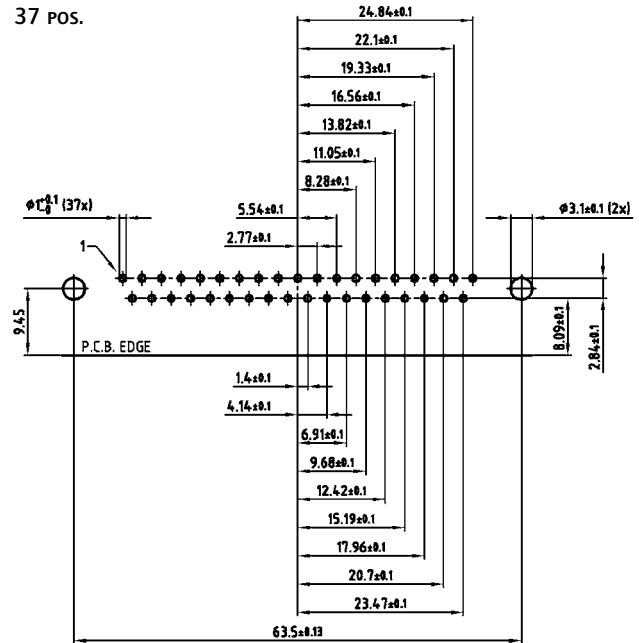
PCB LAYOUT, D-SUB STANDARD

Solder pin, angled, .318" / 7.19 mm – Plug connector

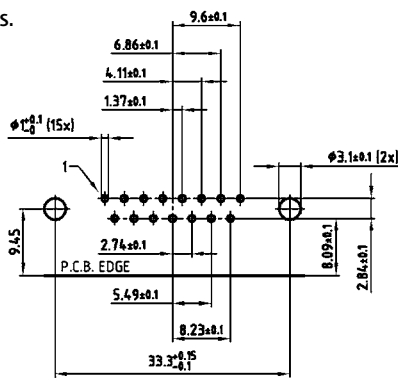
9 POS.



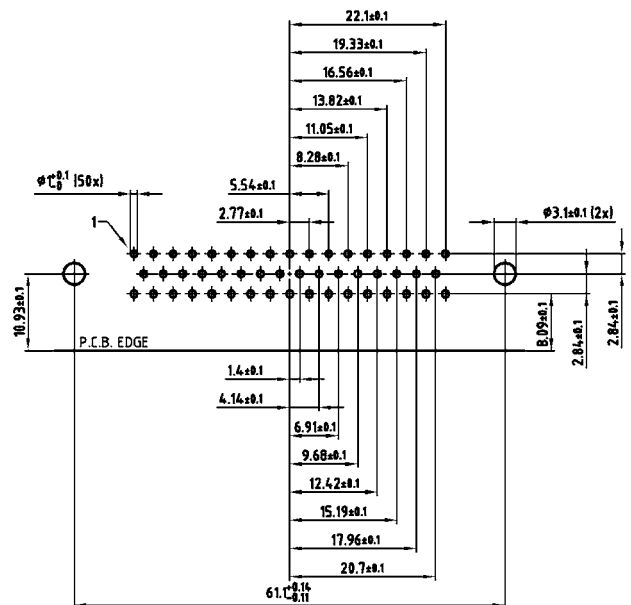
37 POS.



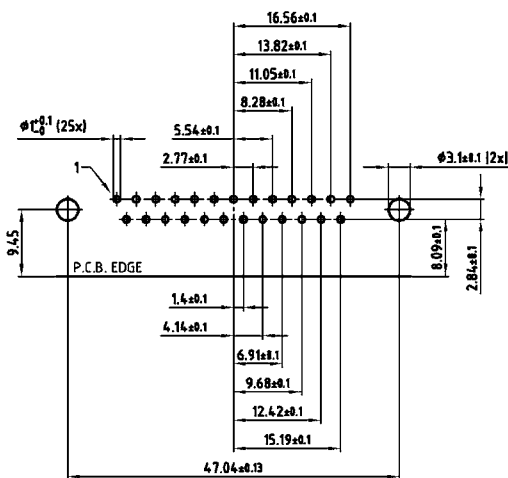
15 POS.



50 POS.



25 POS.

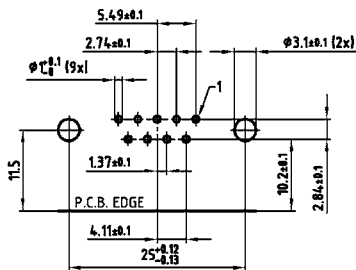


PCB layout Kat1 kgFA (View: component side)

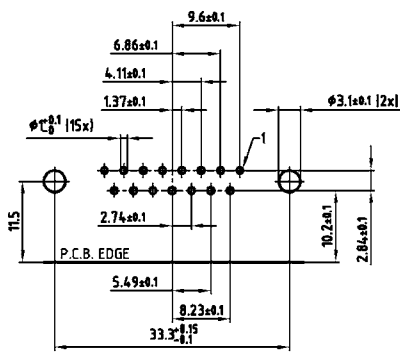
PCB LAYOUT, D-SUB STANDARD

Solder pin, angled, .370" / 9.4 mm – Socket connector

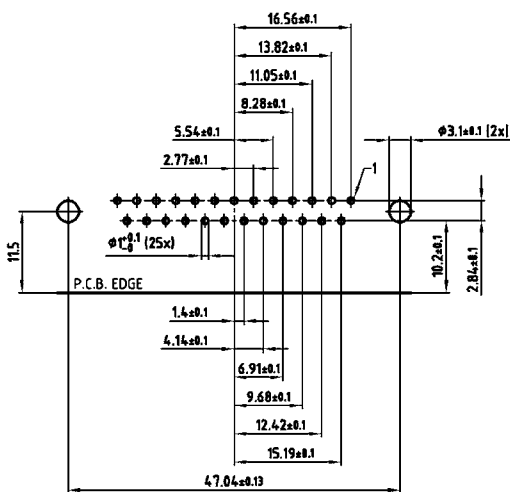
9 POS.



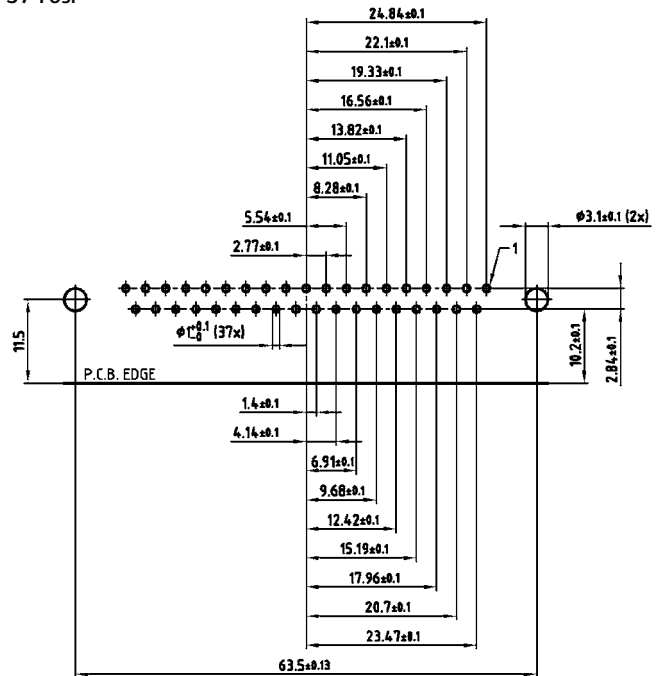
15 POS.



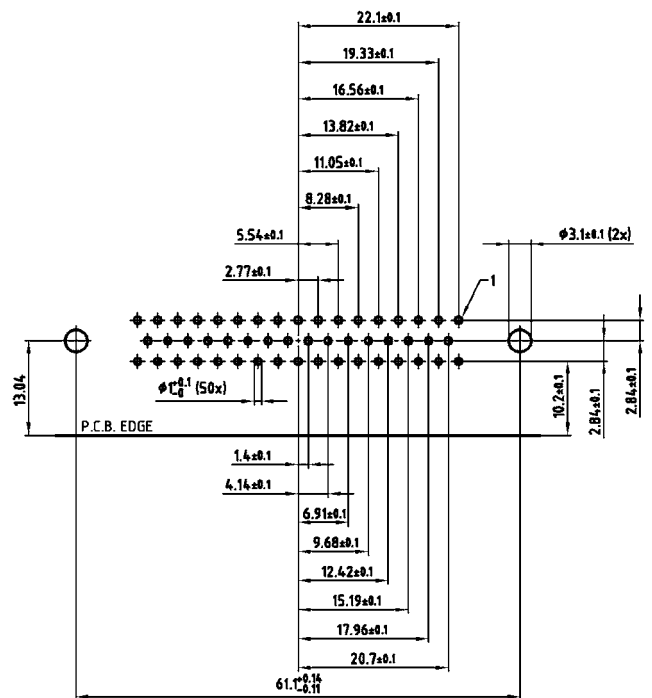
25 POS.



37 POS.



50 POS.

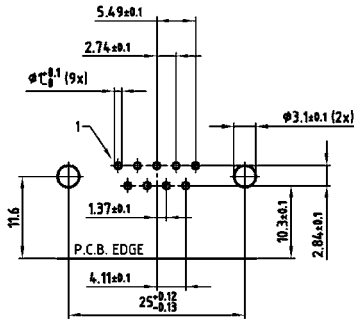


PCB layout Kat1 kGGA (View: component side)

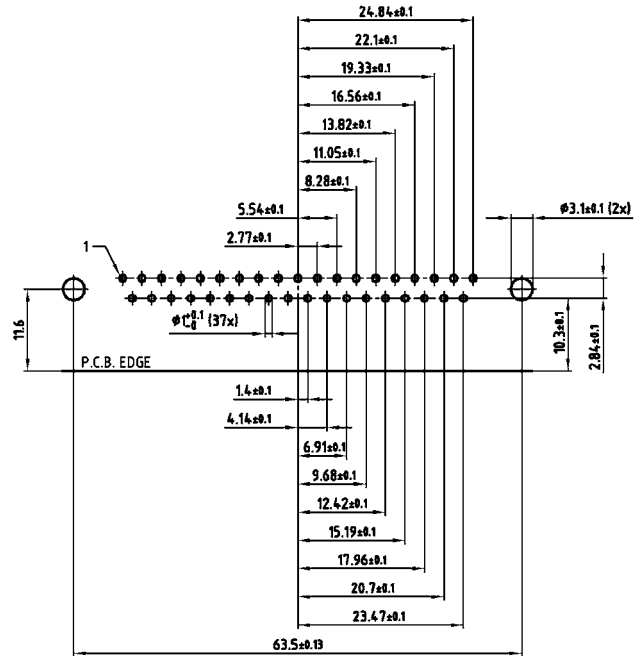
PCB LAYOUT, D-SUB STANDARD

Solder pin, angled, .370" / 9.4 mm – Plug connector

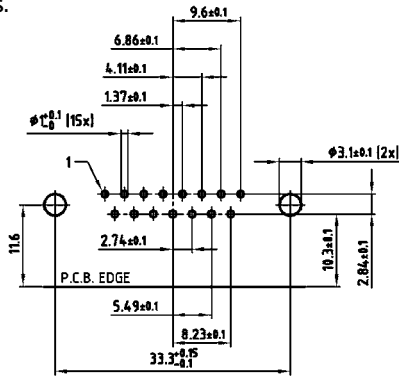
9 POS.



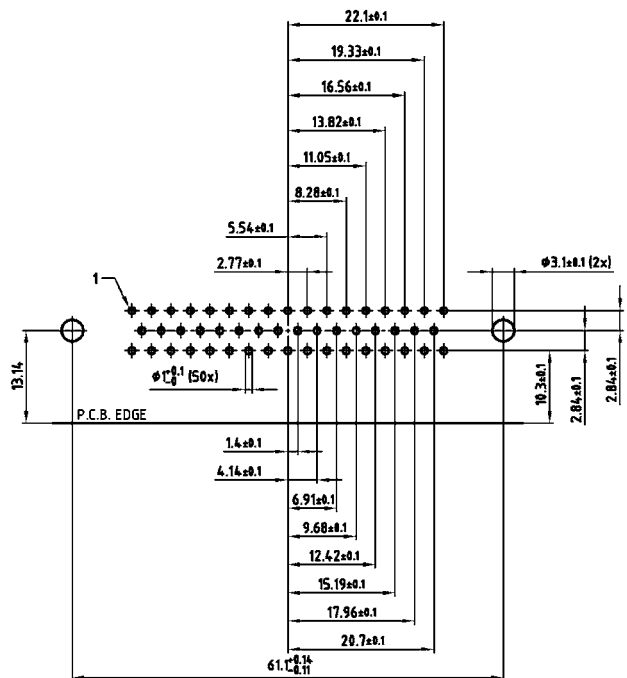
37 POS.



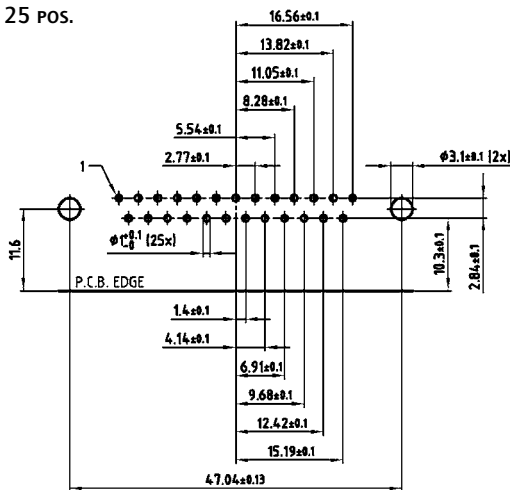
15 POS.



50 POS.



25 POS.

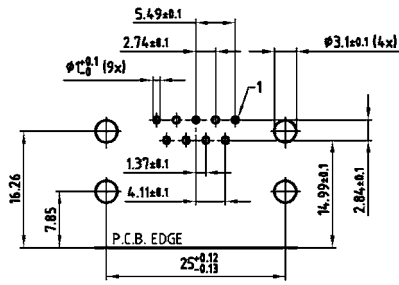


PCB layout Kat1 kGHA (View: component side)

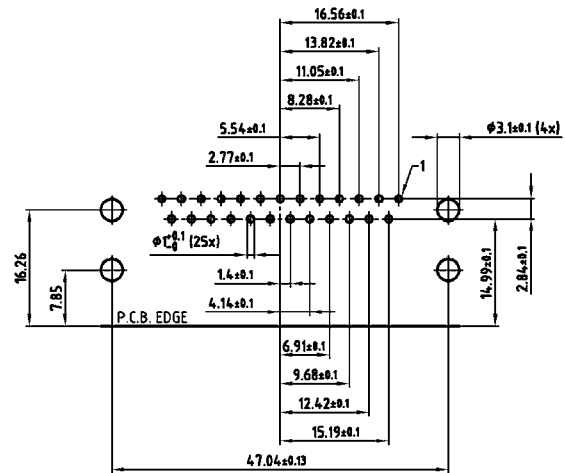
PCB LAYOUT, D-SUB STANDARD

Solder pin, angled, .590" / 14.19 mm – Socket connector

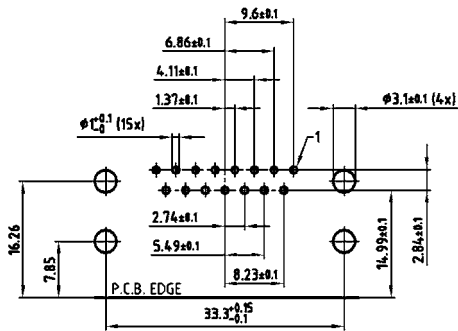
9 pos.



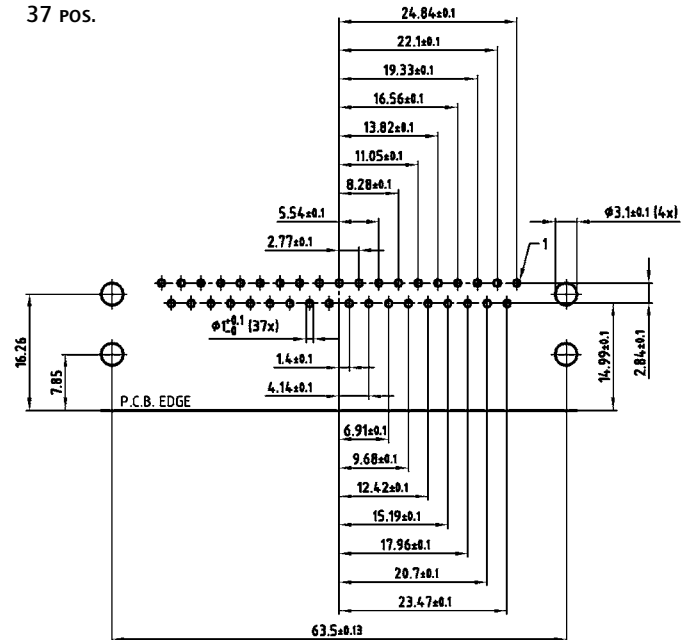
25 pos.



15 pos.



37 pos.

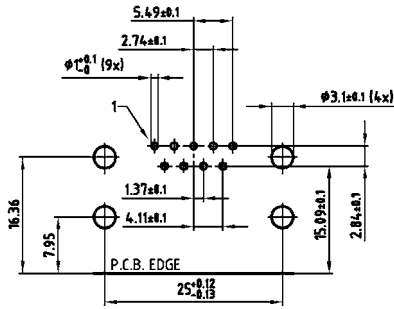


PCB layout Kat1 kGIA (View: component side)

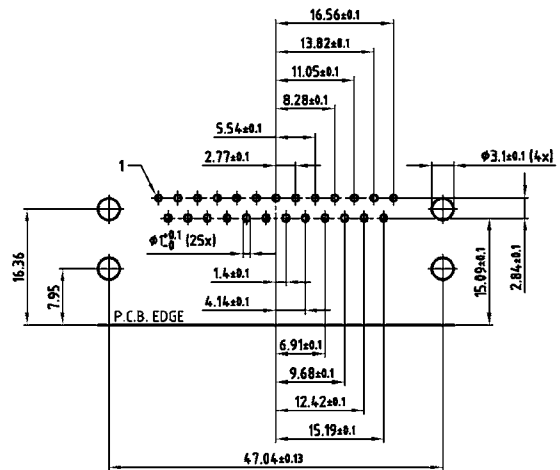
PCB LAYOUT, D-SUB STANDARD

Solder pin, angled, .590" / 14.19 mm – Plug connector

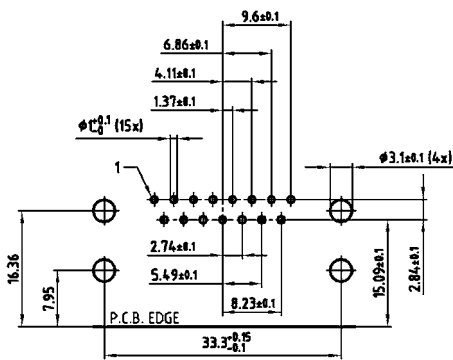
9 pos.



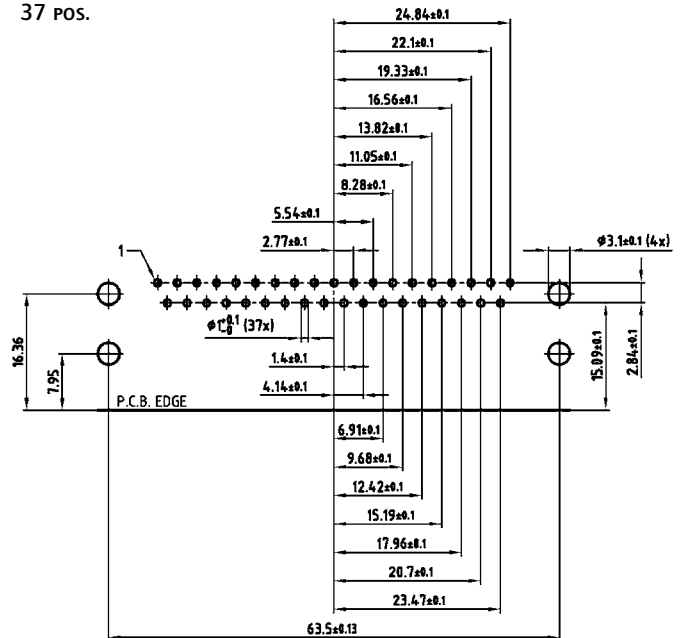
25 pos.



15 pos.



37 pos.

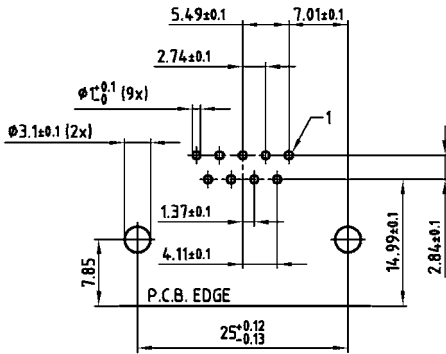


PCB layout Kat1 kGJA (View: component side)

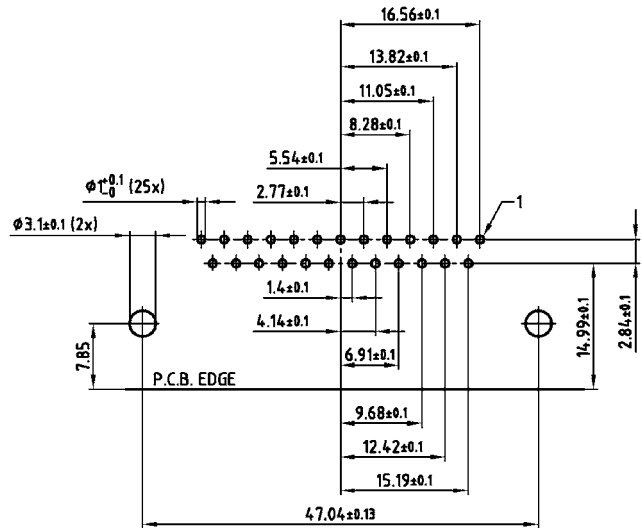
PCB LAYOUT, D-SUB STANDARD

Solder pin, angled, .590" / 14.19 mm – Short metal bracket – Socket connector

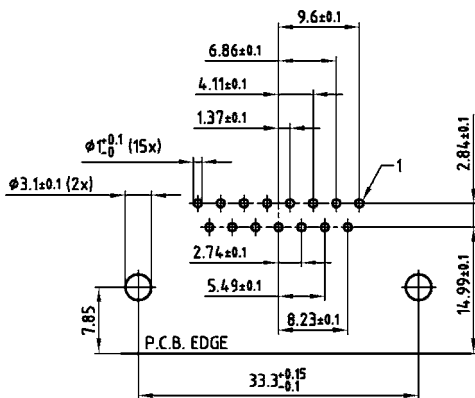
9 POS.



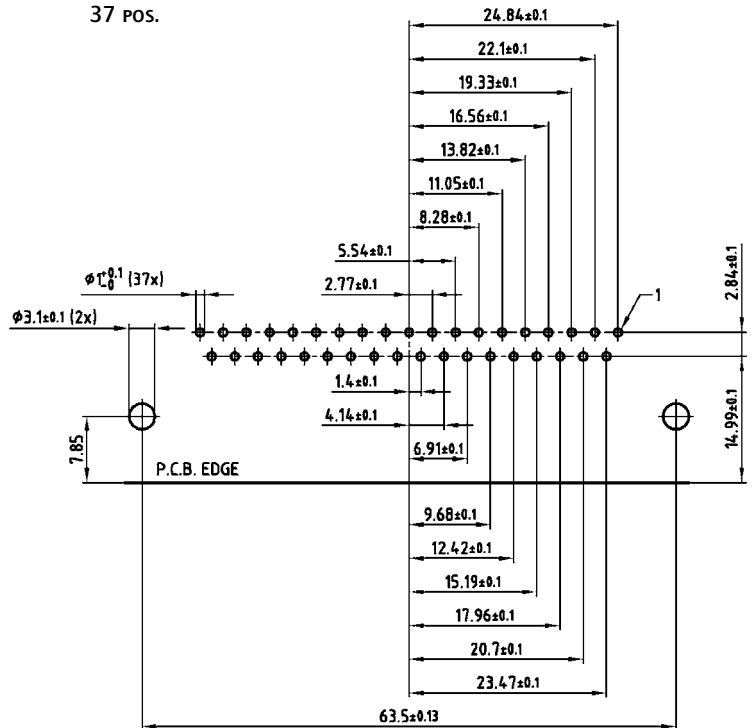
25 POS.



15 POS.



37 POS.

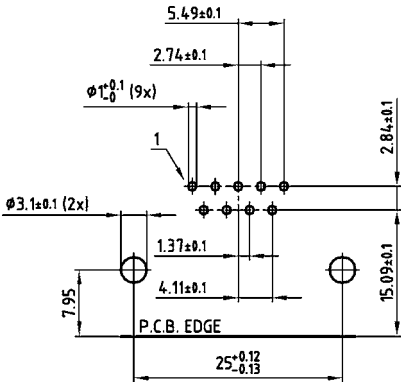


PCB layout Kat1 kGXA (View: component side)

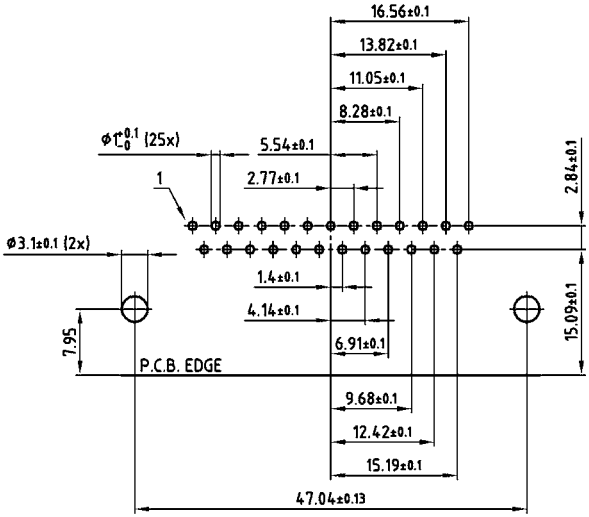
PCB LAYOUT, D-SUB STANDARD

Solder pin, angled, .590" / 14.19 mm – Short metal bracket – Plug connector

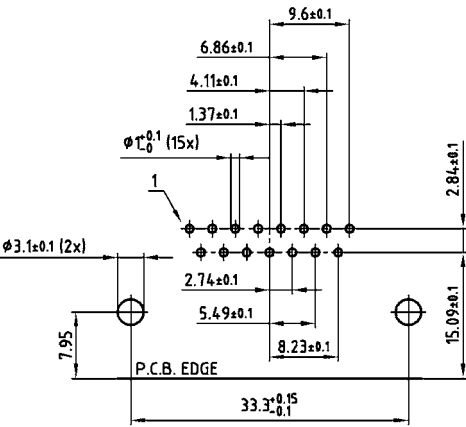
9 pos.



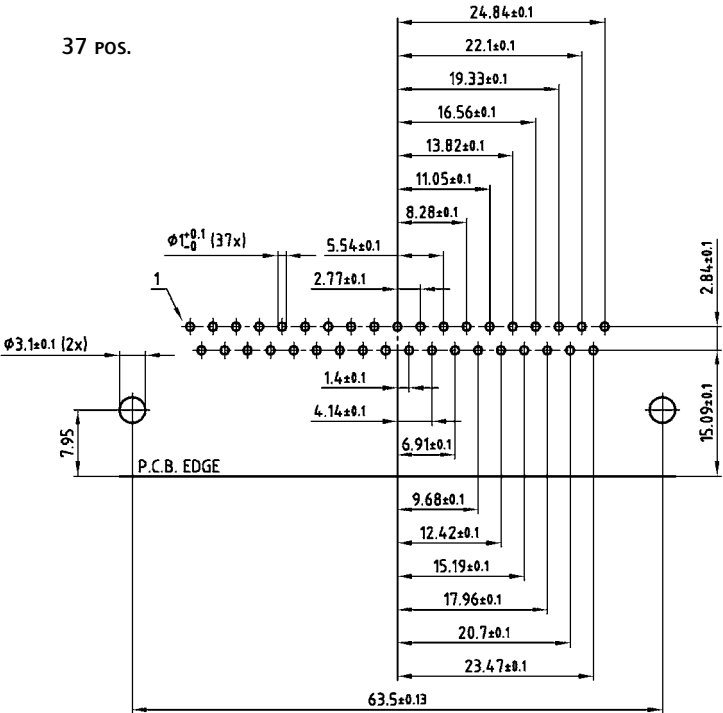
25 pos.



15 pos.



37 pos.

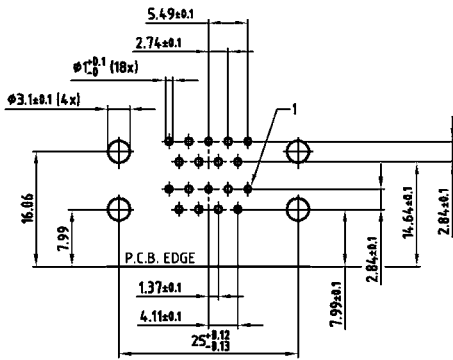


PCB layout Kat1 kGYA (View: component side)

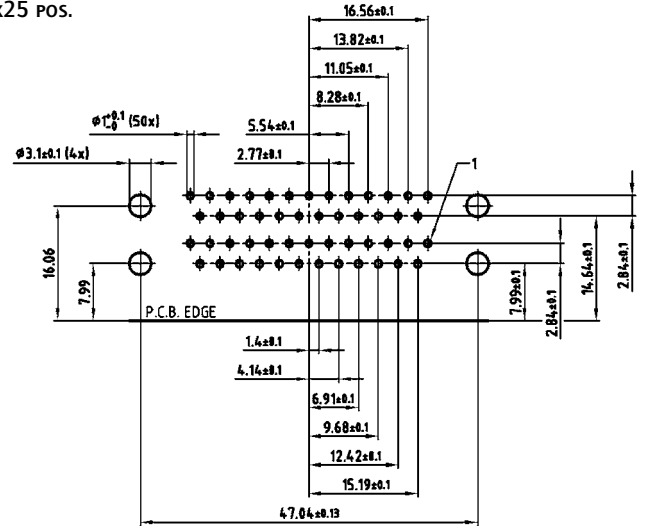
PCB LAYOUT, D-SUB STANDARD

Dual port style – Socket connector bottom

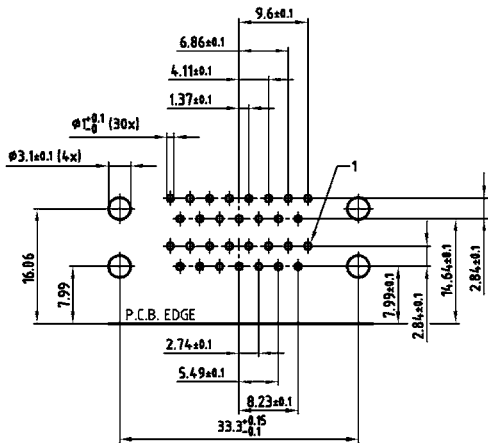
2x9 POS.



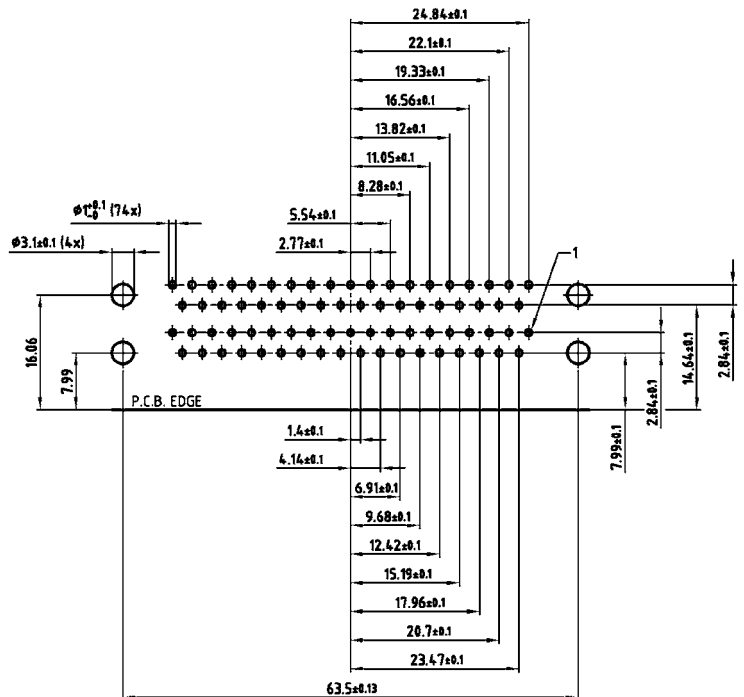
2x25 POS.



2x15 POS.



2x37 POS.

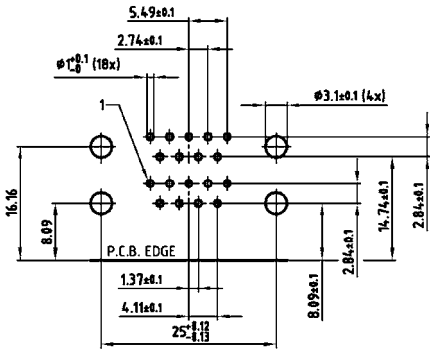


PCB layout Kat1iU6A (View: component side)

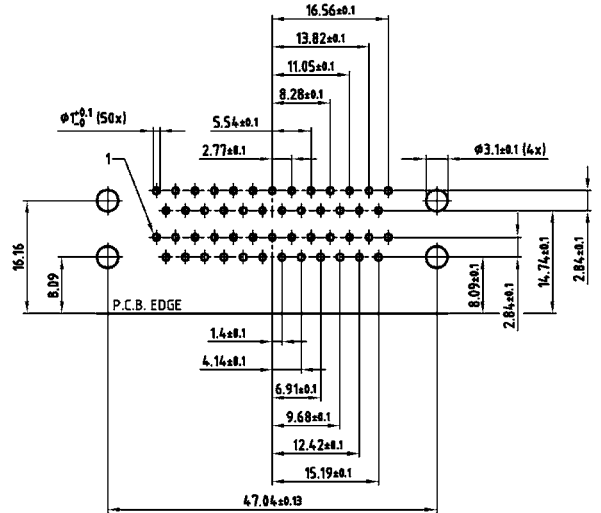
PCB LAYOUT, D-SUB STANDARD

Dual port style – Plug connector bottom

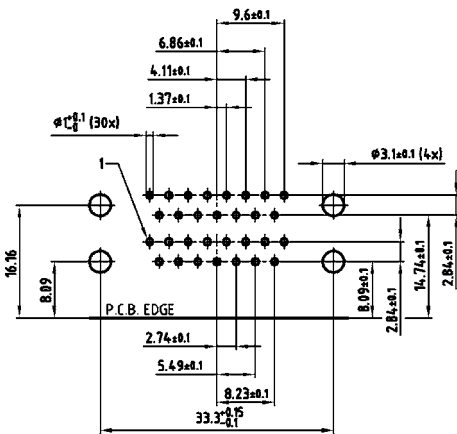
2x9 Pos.



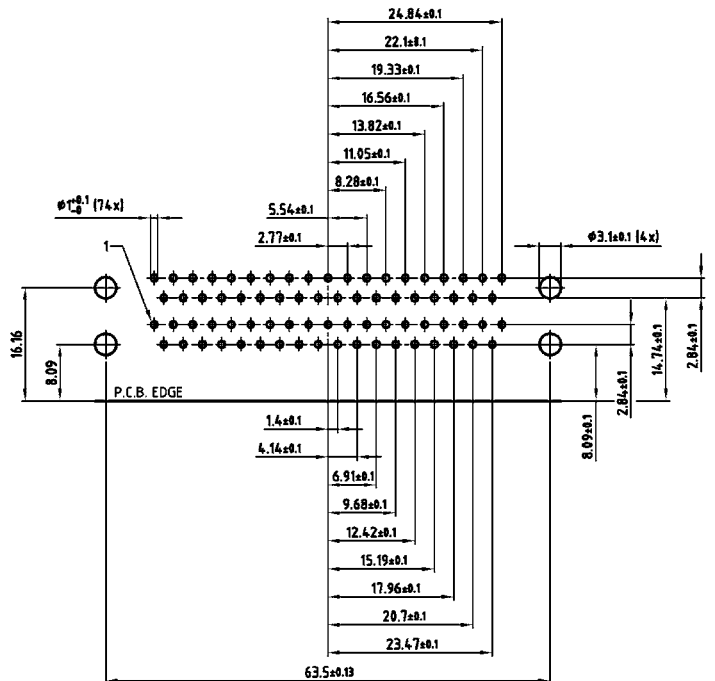
2x25 Pos.



2x15 Pos.



2x37 Pos.

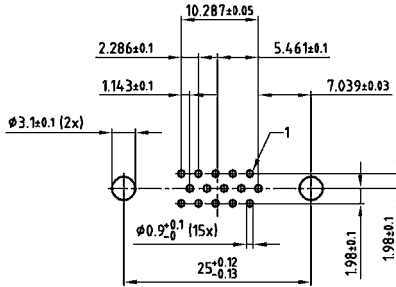


PCB layout Kat1iU5A (View: component side)

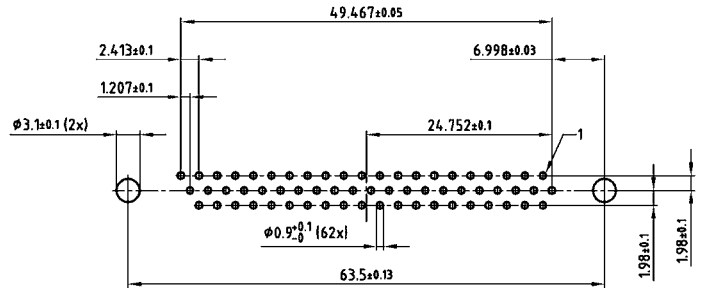
PCB LAYOUT, D-SUB HIGH DENSITY

Solder pin, straight – Socket connector

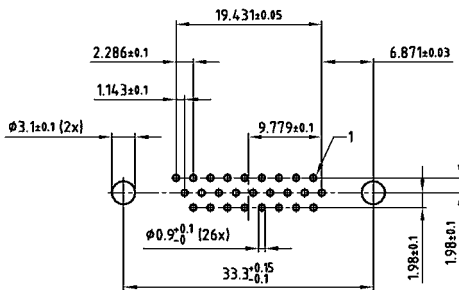
15 POS.



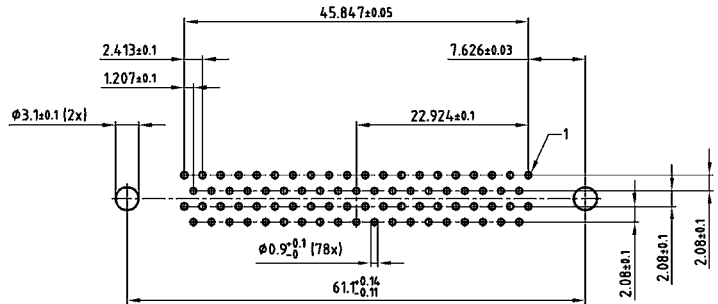
62 POS.



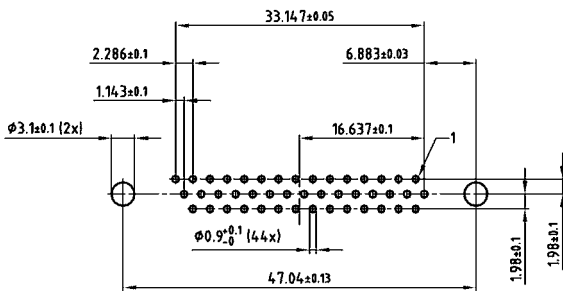
26 POS.



78 POS.



44 POS.

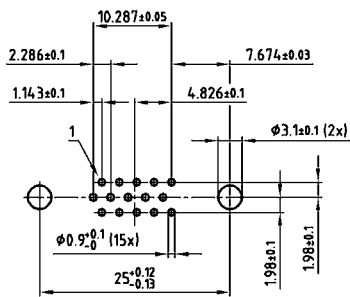


PCB layout Kat1iT9A (View: component side)

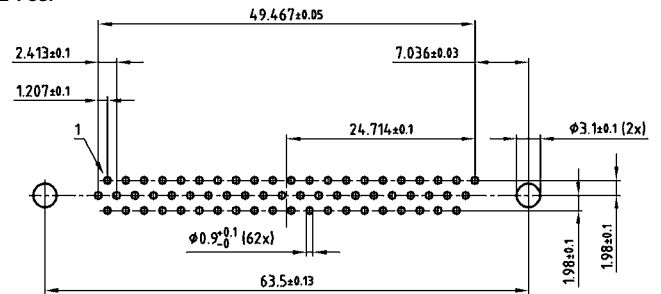
PCB LAYOUT, D-SUB HIGH DENSITY

Solder pin, straight – Plug connector

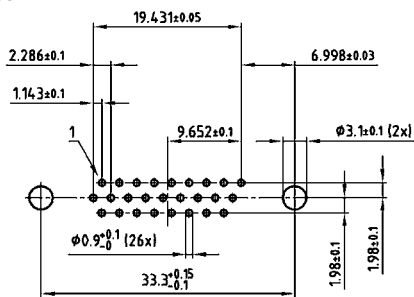
15 POS.



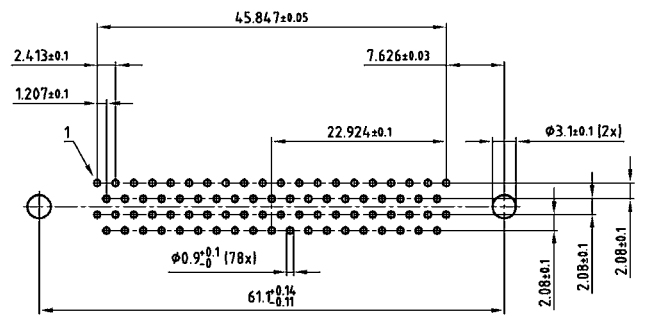
62 POS.



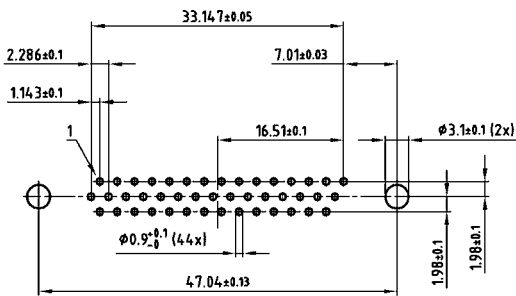
26 POS.



78 POS.



44 POS.

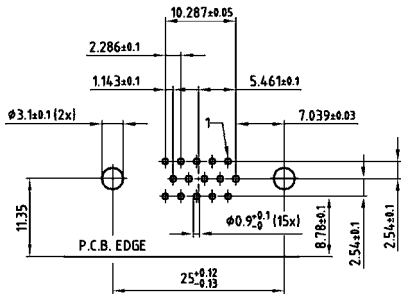


PCB layout Kat1iU0A (View: component side)

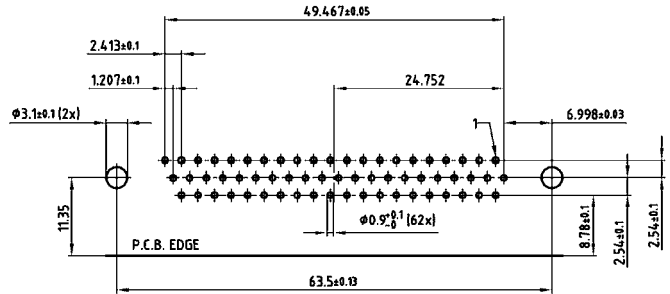
PCB LAYOUT, D-SUB HIGH DENSITY

Solder pin, angled .350" / 7.98 mm – Socket connector

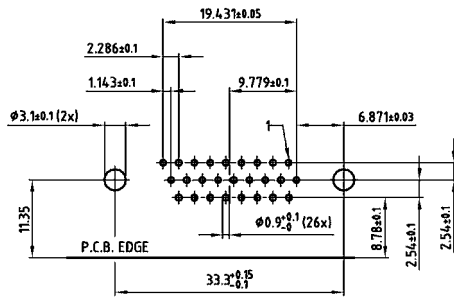
15 pos.



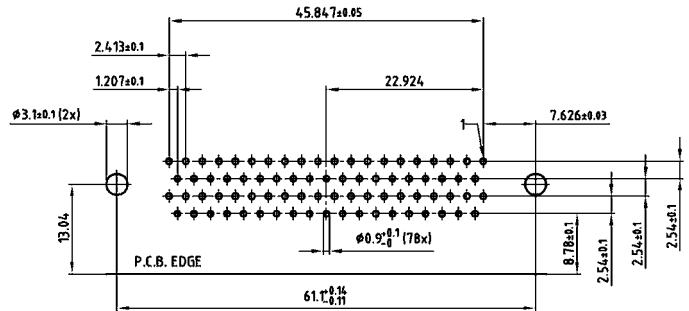
62 pos.



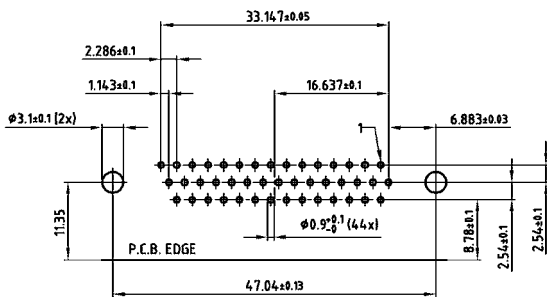
26 pos.



78 pos.



44 pos.

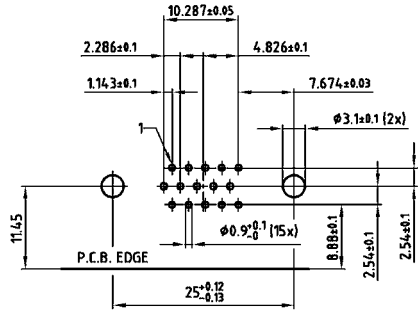


PCB layout Kat1iU1A (View: component side)

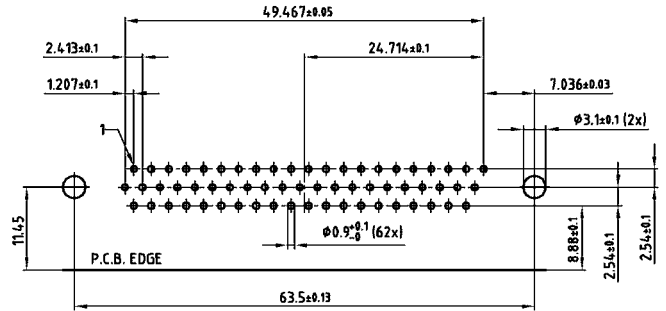
PCB LAYOUT, D-SUB HIGH DENSITY

Solder pin, angled .350" / 7.98 mm – Plug connector

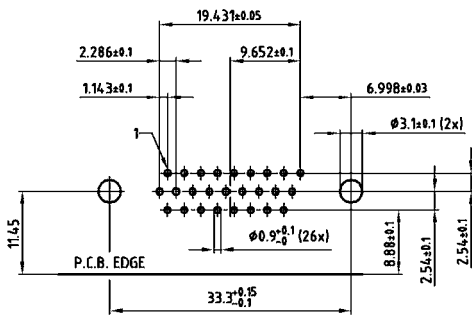
15 POS.



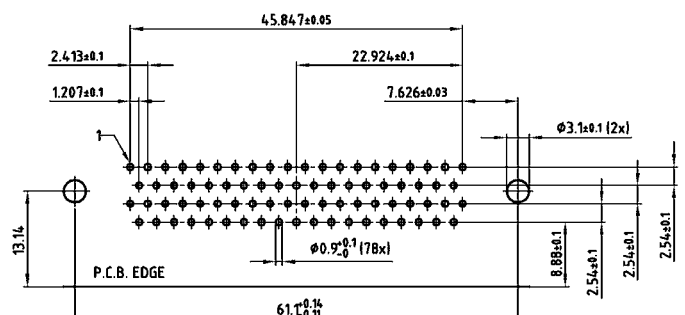
62 POS.



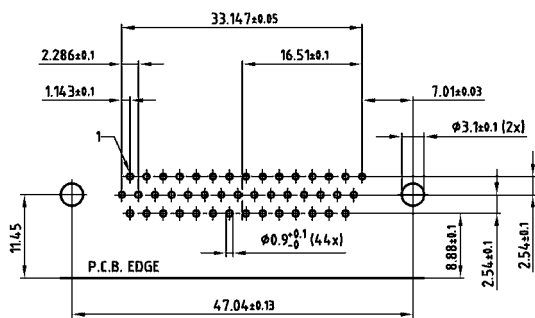
26 POS.



78 POS.



44 POS.



PCB layout Kat1iU2A (View: component side)

C-FILTER D-SUB STANDARD

Solder cup – Precision machined contacts – For wire size AWG 26

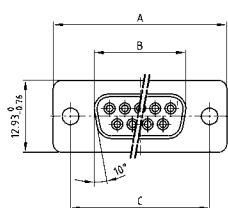


RoHS compliant – CSA listed, File No.: LR 115000-1 – UL listed, File No.: E202784

DESCRIPTION

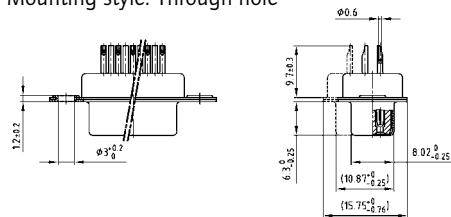
- Suitable for wire size **AWG 26**
- Mounting styles:
 - with through-hole, $\varnothing .118"/3$ mm
 - with 4-40 UNC or M3 threaded insert
- Quality class 3 (also available in quality class 1)
- Shell: Steel tin plated (brass tin plated on request)

SOCKET CONNECTOR

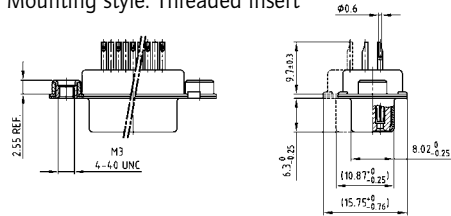


| No. of pos. | A -0.76 | B -0.25 | C |
|-------------|---------|---------|---|
| 09 | 31.19 | 16.46 | 25.00 ^{+0.12} / _{-0.13} |
| 15 | 39.52 | 24.79 | 33.30 ^{+0.15} / _{-0.10} |
| 25 | 53.42 | 38.50 | 47.04 ± 0.13 |
| 37 | 69.70 | 54.96 | 63.50 ± 0.13 |
| 50 | 67.31 | 52.55 | 61.10 ^{+0.14} / _{-0.11} |

Mounting style: Through-hole

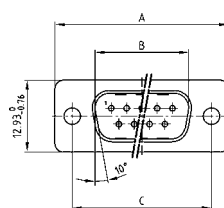


Mounting style: Threaded insert



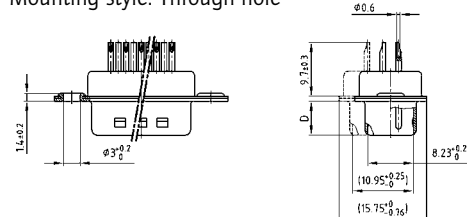
50 pos. = Dim. in (_)

PLUG CONNECTOR

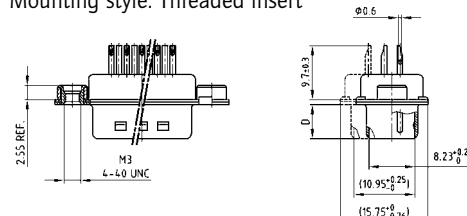


| No. of pos. | A -0.76 | B -0.25 | C | D -0.3 |
|-------------|---------|---------|---|--------|
| 09 | 31.19 | 16.79 | 25.00 ^{+0.12} / _{-0.13} | 6.12 |
| 15 | 39.52 | 25.12 | 33.30 ^{+0.15} / _{-0.10} | 6.12 |
| 25 | 53.42 | 38.84 | 47.04 ± 0.13 | 5.99 |
| 37 | 69.70 | 55.30 | 63.50 ± 0.13 | 5.99 |
| 50 | 67.31 | 52.68 | 61.10 ^{+0.14} / _{-0.11} | 5.99 |

Mounting style: Through-hole



Mounting style: Threaded insert



50 pos. = Dim. in (_)

ORDER DATA

Capacitance 180 pF

SOCKET CONNECTOR

| No. of pos. | Mounting style | Part Number |
|-------------|--------------------------|---------------|
| 09 | Through-hole | 242 A 15910 X |
| 15 | Through-hole | 242 A 15920 X |
| 25 | Through-hole | 242 A 15930 X |
| 37 | Through-hole | 242 A 15940 X |
| 50 | Through-hole | 242 A 15950 X |
| 09 | 4-40 UNC Threaded insert | 242 A 15960 X |
| 15 | 4-40 UNC Threaded insert | 242 A 15970 X |
| 25 | 4-40 UNC Threaded insert | 242 A 15980 X |
| 37 | 4-40 UNC Threaded insert | 242 A 15990 X |
| 50 | 4-40 UNC Threaded insert | 242 A 16000 X |
| 09 | M3 Threaded insert | 242 A 16010 X |
| 15 | M3 Threaded insert | 242 A 16020 X |
| 25 | M3 Threaded insert | 242 A 16030 X |
| 37 | M3 Threaded insert | 242 A 16040 X |
| 50 | M3 Threaded insert | 242 A 16050 X |

PLUG CONNECTOR

| No. of pos. | Mounting style | Part Number |
|-------------|--------------------------|---------------|
| 09 | Through-hole | 241 A 18530 X |
| 15 | Through-hole | 241 A 18540 X |
| 25 | Through-hole | 241 A 18550 X |
| 37 | Through-hole | 241 A 18560 X |
| 50 | Through-hole | 241 A 18570 X |
| 09 | 4-40 UNC Threaded insert | 241 A 18580 X |
| 15 | 4-40 UNC Threaded insert | 241 A 18590 X |
| 25 | 4-40 UNC Threaded insert | 241 A 18600 X |
| 37 | 4-40 UNC Threaded insert | 241 A 18610 X |
| 50 | 4-40 UNC Threaded insert | 241 A 18620 X |
| 09 | M3 Threaded insert | 241 A 18630 X |
| 15 | M3 Threaded insert | 241 A 18640 X |
| 25 | M3 Threaded insert | 241 A 18650 X |
| 37 | M3 Threaded insert | 241 A 18660 X |
| 50 | M3 Threaded insert | 241 A 18670 X |

C-FILTER D-SUB STANDARD

Solder cup – Precision machined contacts – For wire size AWG 26

ORDER DATA

| Capacitance 370 pF | | | | | |
|--------------------|--------------------------|---------------|----------------|--------------------------|---------------|
| SOCKET CONNECTOR | | | PLUG CONNECTOR | | |
| No. of pos. | Mounting style | Part Number | No. of pos. | Mounting style | Part Number |
| 09 | Through-hole | 242 A 11610 X | 09 | Through-hole | 241 A 11600 X |
| 15 | Through-hole | 242 A 11620 X | 15 | Through-hole | 241 A 11610 X |
| 25 | Through-hole | 242 A 11630 X | 25 | Through-hole | 241 A 11620 X |
| 37 | Through-hole | 242 A 11640 X | 37 | Through-hole | 241 A 11630 X |
| 50 | Through-hole | 242 A 15820 X | 50 | Through-hole | 241 A 15930 X |
| 09 | 4-40 UNC Threaded insert | 242 A 11730 X | 09 | 4-40 UNC Threaded insert | 241 A 11720 X |
| 15 | 4-40 UNC Threaded insert | 242 A 11740 X | 15 | 4-40 UNC Threaded insert | 241 A 11730 X |
| 25 | 4-40 UNC Threaded insert | 242 A 11750 X | 25 | 4-40 UNC Threaded insert | 241 A 11740 X |
| 37 | 4-40 UNC Threaded insert | 242 A 11760 X | 37 | 4-40 UNC Threaded insert | 241 A 11750 X |
| 50 | 4-40 UNC Threaded insert | 242 A 15850 X | 50 | 4-40 UNC Threaded insert | 241 A 15960 X |
| 09 | M3 Threaded insert | 242 A 11850 X | 09 | M3 Threaded insert | 241 A 11840 X |
| 15 | M3 Threaded insert | 242 A 11860 X | 15 | M3 Threaded insert | 241 A 11850 X |
| 25 | M3 Threaded insert | 242 A 11870 X | 25 | M3 Threaded insert | 241 A 11860 X |
| 37 | M3 Threaded insert | 242 A 11880 X | 37 | M3 Threaded insert | 241 A 11870 X |
| 50 | M3 Threaded insert | 242 A 15880 X | 50 | M3 Threaded insert | 241 A 15990 X |

| Capacitance 830 pF | | | | | |
|--------------------|--------------------------|---------------|----------------|--------------------------|---------------|
| SOCKET CONNECTOR | | | PLUG CONNECTOR | | |
| No. of pos. | Mounting style | Part Number | No. of pos. | Mounting style | Part Number |
| 09 | Through-hole | 242 A 11690 X | 09 | Through-hole | 241 A 11680 X |
| 15 | Through-hole | 242 A 11700 X | 15 | Through-hole | 241 A 11690 X |
| 25 | Through-hole | 242 A 11710 X | 25 | Through-hole | 241 A 11700 X |
| 37 | Through-hole | 242 A 11720 X | 37 | Through-hole | 241 A 11710 X |
| 50 | Through-hole | 242 A 15840 X | 50 | Through-hole | 241 A 15950 X |
| 09 | 4-40 UNC Threaded insert | 242 A 11810 X | 09 | 4-40 UNC Threaded insert | 241 A 11800 X |
| 15 | 4-40 UNC Threaded insert | 242 A 11820 X | 15 | 4-40 UNC Threaded insert | 241 A 11810 X |
| 25 | 4-40 UNC Threaded insert | 242 A 11830 X | 25 | 4-40 UNC Threaded insert | 241 A 11820 X |
| 37 | 4-40 UNC Threaded insert | 242 A 11840 X | 37 | 4-40 UNC Threaded insert | 241 A 11830 X |
| 50 | 4-40 UNC Threaded insert | 242 A 15870 X | 50 | 4-40 UNC Threaded insert | 241 A 15980 X |
| 09 | M3 Threaded insert | 242 A 11930 X | 09 | M3 Threaded insert | 241 A 11920 X |
| 15 | M3 Threaded insert | 242 A 11940 X | 15 | M3 Threaded insert | 241 A 11930 X |
| 25 | M3 Threaded insert | 242 A 11950 X | 25 | M3 Threaded insert | 241 A 11940 X |
| 37 | M3 Threaded insert | 242 A 11960 X | 37 | M3 Threaded insert | 241 A 11950 X |
| 50 | M3 Threaded insert | 242 A 15900 X | 50 | M3 Threaded insert | 241 A 16010 X |

| Capacitance 1300 pF | | | | | |
|---------------------|--------------------------|---------------|----------------|--------------------------|---------------|
| SOCKET CONNECTOR | | | PLUG CONNECTOR | | |
| No. of pos. | Mounting style | Part Number | No. of pos. | Mounting style | Part Number |
| 09 | Through-hole | 242 A 11650 X | 09 | Through-hole | 241 A 11640 X |
| 15 | Through-hole | 242 A 11660 X | 15 | Through-hole | 241 A 11650 X |
| 25 | Through-hole | 242 A 11670 X | 25 | Through-hole | 241 A 11660 X |
| 37 | Through-hole | 242 A 11680 X | 37 | Through-hole | 241 A 11670 X |
| 50 | Through-hole | 242 A 15830 X | 50 | Through-hole | 241 A 15940 X |
| 09 | 4-40 UNC Threaded insert | 242 A 11770 X | 09 | 4-40 UNC Threaded insert | 241 A 11760 X |
| 15 | 4-40 UNC Threaded insert | 242 A 11780 X | 15 | 4-40 UNC Threaded insert | 241 A 11770 X |
| 25 | 4-40 UNC Threaded insert | 242 A 11790 X | 25 | 4-40 UNC Threaded insert | 241 A 11780 X |
| 37 | 4-40 UNC Threaded insert | 242 A 11800 X | 37 | 4-40 UNC Threaded insert | 241 A 11790 X |
| 50 | 4-40 UNC Threaded insert | 242 A 15860 X | 50 | 4-40 UNC Threaded insert | 241 A 15970 X |
| 09 | M3 Threaded insert | 242 A 11890 X | 09 | M3 Threaded insert | 241 A 11880 X |
| 15 | M3 Threaded insert | 242 A 11900 X | 15 | M3 Threaded insert | 241 A 11890 X |
| 25 | M3 Threaded insert | 242 A 11910 X | 25 | M3 Threaded insert | 241 A 11900 X |
| 37 | M3 Threaded insert | 242 A 11920 X | 37 | M3 Threaded insert | 241 A 11910 X |
| 50 | M3 Threaded insert | 242 A 15890 X | 50 | M3 Threaded insert | 241 A 16000 X |

C-FILTER D-SUB STANDARD

Solder cup – Precision machined contacts – For wire size AWG 20

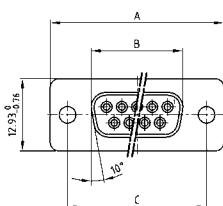


RoHS compliant – CSA listed, File No.: LR 115000-1 – UL listed, File No.: E202784

DESCRIPTION

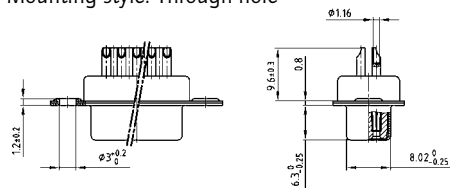
- Suitable for wire size **AWG 20**
- Mounting styles:
 - with through-hole, Ø .118"/3 mm
 - with 4-40 UNC or M3 threaded insert
- Quality class 3 (also available in quality class 1)
- Shell: Steel tin plated (brass tin plated on request)

SOCKET CONNECTOR

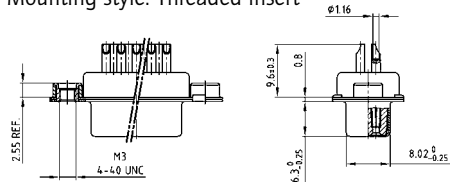


| No. of pos. | A -0.76 | B -0.25 | C |
|-------------|---------|---------|---|
| 09 | 31.19 | 16.46 | 25.00 ^{+0.12} / _{-0.13} |
| 15 | 39.52 | 24.79 | 33.30 ^{+0.15} / _{-0.10} |
| 25 | 53.42 | 38.50 | 47.04 ^{+0.13} |
| 37 | 69.70 | 54.96 | 63.50 ^{+0.13} |

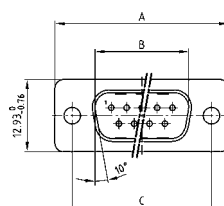
Mounting style: Through-hole



Mounting style: Threaded insert

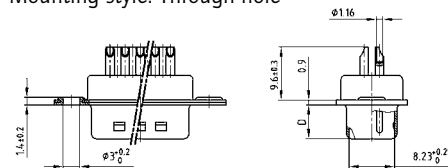


PLUG CONNECTOR

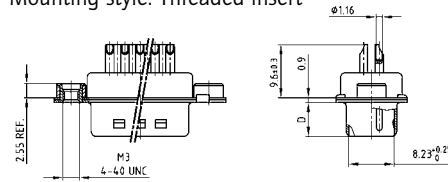


| No. of pos. | A -0.76 | B +0.25 | C | D -0.3 |
|-------------|---------|---------|---|--------|
| 09 | 31.19 | 16.79 | 25.00 ^{+0.12} / _{-0.13} | 6.12 |
| 15 | 39.52 | 25.12 | 33.30 ^{+0.15} / _{-0.10} | 6.12 |
| 25 | 53.42 | 38.84 | 47.04 ^{+0.13} | 5.99 |
| 37 | 69.70 | 55.30 | 63.50 ^{+0.13} | 5.99 |

Mounting style: Through-hole



Mounting style: Threaded insert



ORDER DATA

Capacitance 180 pF

SOCKET CONNECTOR

| No. of pos. | Mounting style | Part Number |
|-------------|--------------------------|---------------|
| 09 | Through-hole | 242 A 26740 X |
| 15 | Through-hole | 242 A 26750 X |
| 25 | Through-hole | 242 A 26760 X |
| 37 | Through-hole | 242 A 26770 X |
| 09 | 4-40 UNC Threaded insert | 242 A 26900 X |
| 15 | 4-40 UNC Threaded insert | 242 A 26910 X |
| 25 | 4-40 UNC Threaded insert | 242 A 26920 X |
| 37 | 4-40 UNC Threaded insert | 242 A 26930 X |
| 09 | M3 Threaded insert | 242 A 27060 X |
| 15 | M3 Threaded insert | 242 A 27070 X |
| 25 | M3 Threaded insert | 242 A 27080 X |
| 37 | M3 Threaded insert | 242 A 27090 X |

PLUG CONNECTOR

| No. of pos. | Mounting style | Part Number |
|-------------|--------------------------|---------------|
| 09 | Through-hole | 241 A 26840 X |
| 15 | Through-hole | 241 A 26850 X |
| 25 | Through-hole | 241 A 26860 X |
| 37 | Through-hole | 241 A 26870 X |
| 09 | 4-40 UNC Threaded insert | 241 A 27000 X |
| 15 | 4-40 UNC Threaded insert | 241 A 27010 X |
| 25 | 4-40 UNC Threaded insert | 241 A 27020 X |
| 37 | 4-40 UNC Threaded insert | 241 A 27030 X |
| 09 | M3 Threaded insert | 241 A 27160 X |
| 15 | M3 Threaded insert | 241 A 27170 X |
| 25 | M3 Threaded insert | 241 A 27180 X |
| 37 | M3 Threaded insert | 241 A 27190 X |

C-FILTER D-SUB STANDARD

Solder cup – Precision machined contacts – For wire size AWG 20

ORDER DATA

Capacitance 370 pF

| SOCKET CONNECTOR | | | PLUG CONNECTOR | | |
|------------------|--------------------------|---------------|----------------|--------------------------|---------------|
| No. of pos. | Mounting style | Part Number | No. of pos. | Mounting style | Part Number |
| 09 | Through-hole | 242 A 26780 X | 09 | Through-hole | 241 A 26880 X |
| 15 | Through-hole | 242 A 26790 X | 15 | Through-hole | 241 A 26890 X |
| 25 | Through-hole | 242 A 26800 X | 25 | Through-hole | 241 A 26900 X |
| 37 | Through-hole | 242 A 26810 X | 37 | Through-hole | 241 A 26910 X |
| 09 | 4-40 UNC Threaded insert | 242 A 26940 X | 09 | 4-40 UNC Threaded insert | 241 A 27040 X |
| 15 | 4-40 UNC Threaded insert | 242 A 26950 X | 15 | 4-40 UNC Threaded insert | 241 A 27050 X |
| 25 | 4-40 UNC Threaded insert | 242 A 26960 X | 25 | 4-40 UNC Threaded insert | 241 A 27060 X |
| 37 | 4-40 UNC Threaded insert | 242 A 26970 X | 37 | 4-40 UNC Threaded insert | 241 A 27070 X |
| 09 | M3 Threaded insert | 242 A 27100 X | 09 | M3 Threaded insert | 241 A 27200 X |
| 15 | M3 Threaded insert | 242 A 27110 X | 15 | M3 Threaded insert | 241 A 27210 X |
| 25 | M3 Threaded insert | 242 A 27120 X | 25 | M3 Threaded insert | 241 A 27220 X |
| 37 | M3 Threaded insert | 242 A 27130 X | 37 | M3 Threaded insert | 241 A 27230 X |

Capacitance 830 pF


| SOCKET CONNECTOR | | | PLUG CONNECTOR | | |
|------------------|--------------------------|---------------|----------------|--------------------------|---------------|
| No. of pos. | Mounting style | Part Number | No. of pos. | Mounting style | Part Number |
| 09 | Through-hole | 242 A 26820 X | 09 | Through-hole | 241 A 26920 X |
| 15 | Through-hole | 242 A 26830 X | 15 | Through-hole | 241 A 26930 X |
| 25 | Through-hole | 242 A 26840 X | 25 | Through-hole | 241 A 26940 X |
| 37 | Through-hole | 242 A 26850 X | 37 | Through-hole | 241 A 26950 X |
| 09 | 4-40 UNC Threaded insert | 242 A 26980 X | 09 | 4-40 UNC Threaded insert | 241 A 27080 X |
| 15 | 4-40 UNC Threaded insert | 242 A 26990 X | 15 | 4-40 UNC Threaded insert | 241 A 27090 X |
| 25 | 4-40 UNC Threaded insert | 242 A 27000 X | 25 | 4-40 UNC Threaded insert | 241 A 27100 X |
| 37 | 4-40 UNC Threaded insert | 242 A 27010 X | 37 | 4-40 UNC Threaded insert | 241 A 27110 X |
| 09 | M3 Threaded insert | 242 A 27140 X | 09 | M3 Threaded insert | 241 A 27240 X |
| 15 | M3 Threaded insert | 242 A 27150 X | 15 | M3 Threaded insert | 241 A 27250 X |
| 25 | M3 Threaded insert | 242 A 27160 X | 25 | M3 Threaded insert | 241 A 27260 X |
| 37 | M3 Threaded insert | 242 A 27170 X | 37 | M3 Threaded insert | 241 A 27270 X |

Capacitance 1300 pF

| SOCKET CONNECTOR | | | PLUG CONNECTOR | | |
|------------------|--------------------------|---------------|----------------|--------------------------|---------------|
| No. of pos. | Mounting style | Part Number | No. of pos. | Mounting style | Part Number |
| 09 | Through-hole | 242 A 26860 X | 09 | Through-hole | 241 A 26960 X |
| 15 | Through-hole | 242 A 26870 X | 15 | Through-hole | 241 A 26970 X |
| 25 | Through-hole | 242 A 26880 X | 25 | Through-hole | 241 A 26980 X |
| 37 | Through-hole | 242 A 26890 X | 37 | Through-hole | 241 A 26990 X |
| 09 | 4-40 UNC Threaded insert | 242 A 27020 X | 09 | 4-40 UNC Threaded insert | 241 A 27120 X |
| 15 | 4-40 UNC Threaded insert | 242 A 27030 X | 15 | 4-40 UNC Threaded insert | 241 A 27130 X |
| 25 | 4-40 UNC Threaded insert | 242 A 27040 X | 25 | 4-40 UNC Threaded insert | 241 A 27140 X |
| 37 | 4-40 UNC Threaded insert | 242 A 27050 X | 37 | 4-40 UNC Threaded insert | 241 A 27150 X |
| 09 | M3 Threaded insert | 242 A 27180 X | 09 | M3 Threaded insert | 241 A 27280 X |
| 15 | M3 Threaded insert | 242 A 27190 X | 15 | M3 Threaded insert | 241 A 27290 X |
| 25 | M3 Threaded insert | 242 A 27200 X | 25 | M3 Threaded insert | 241 A 27300 X |
| 37 | M3 Threaded insert | 242 A 27210 X | 37 | M3 Threaded insert | 241 A 27310 X |

C-FILTER D-SUB STANDARD

Solder pin – Straight – Precision machined contacts

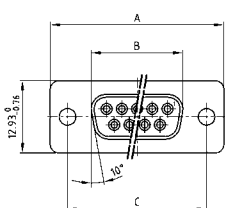


RoHS compliant – CSA listed, File No.: LR 115000-1 – UL listed, File No.: E202784

DESCRIPTION

- Mounting styles:
 - with through-hole, $\varnothing .118"/3$ mm
 - with 4-40 UNC or M3 threaded insert
- Quality class 3 (also available in quality class 1)
- Shell: Steel tin plated (brass tin plated on request)

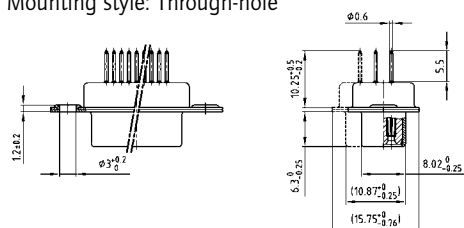
SOCKET CONNECTOR



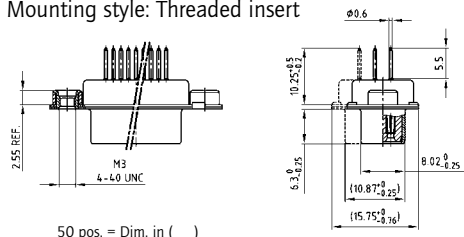
| No. of pos. | A -0.76 | B -0.25 | C |
|-------------|---------|---------|--------------------------|
| 09 | 31.19 | 16.46 | 25.00 $^{+0.12}_{-0.13}$ |
| 15 | 39.52 | 24.79 | 33.30 $^{+0.15}_{-0.10}$ |
| 25 | 53.42 | 38.50 | 47.04 ± 0.13 |
| 37 | 69.70 | 54.96 | 63.50 ± 0.13 |
| 50 | 67.31 | 52.55 | 61.10 $^{+0.14}_{-0.11}$ |

PCB layout: Kat1kFUA

Mounting style: Through-hole

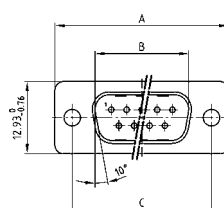


Mounting style: Threaded insert



50 pos. = Dim. in (_)

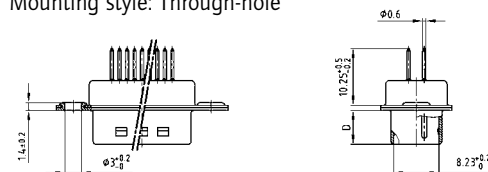
PLUG CONNECTOR



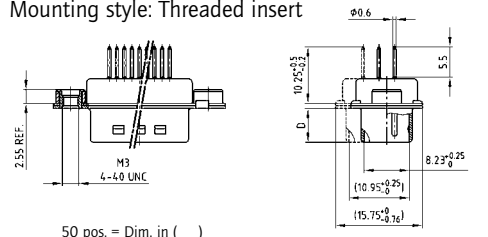
| No. of pos. | A -0.76 | B -0.25 | C | D -0.3 |
|-------------|---------|---------|--------------------------|--------|
| 09 | 31.19 | 16.79 | 25.00 $^{+0.12}_{-0.13}$ | 6.12 |
| 15 | 39.52 | 25.12 | 33.30 $^{+0.15}_{-0.10}$ | 6.12 |
| 25 | 53.42 | 38.84 | 47.04 ± 0.13 | 5.99 |
| 37 | 69.70 | 55.30 | 63.50 ± 0.13 | 5.99 |
| 50 | 67.31 | 52.68 | 61.10 $^{+0.14}_{-0.11}$ | 5.99 |

PCB layout: Kat1kFUA

Mounting style: Through-hole



Mounting style: Threaded insert



50 pos. = Dim. in (_)

ORDER DATA

Capacitance 180 pF

SOCKET CONNECTOR

| No. of pos. | Mounting style | Part Number |
|-------------|--------------------------|---------------|
| 09 | Through-hole | 242 A 16060 X |
| 15 | Through-hole | 242 A 16070 X |
| 25 | Through-hole | 242 A 16080 X |
| 37 | Through-hole | 242 A 16090 X |
| 50 | Through-hole | 242 A 16100 X |
| 09 | 4-40 UNC Threaded insert | 242 A 16110 X |
| 15 | 4-40 UNC Threaded insert | 242 A 16120 X |
| 25 | 4-40 UNC Threaded insert | 242 A 16130 X |
| 37 | 4-40 UNC Threaded insert | 242 A 16140 X |
| 50 | 4-40 UNC Threaded insert | 242 A 16150 X |
| 09 | M3 Threaded insert | 242 A 16160 X |
| 15 | M3 Threaded insert | 242 A 16170 X |
| 25 | M3 Threaded insert | 242 A 16180 X |
| 37 | M3 Threaded insert | 242 A 16190 X |
| 50 | M3 Threaded insert | 242 A 16200 X |

PLUG CONNECTOR

| No. of pos. | Mounting style | Part Number |
|-------------|--------------------------|---------------|
| 09 | Through-hole | 241 A 18680 X |
| 15 | Through-hole | 241 A 18690 X |
| 25 | Through-hole | 241 A 18700 X |
| 37 | Through-hole | 241 A 18710 X |
| 50 | Through-hole | 241 A 18720 X |
| 09 | 4-40 UNC Threaded insert | 241 A 18730 X |
| 15 | 4-40 UNC Threaded insert | 241 A 18740 X |
| 25 | 4-40 UNC Threaded insert | 241 A 18750 X |
| 37 | 4-40 UNC Threaded insert | 241 A 18760 X |
| 50 | 4-40 UNC Threaded insert | 241 A 18770 X |
| 09 | M3 Threaded insert | 241 A 18780 X |
| 15 | M3 Threaded insert | 241 A 18790 X |
| 25 | M3 Threaded insert | 241 A 18800 X |
| 37 | M3 Threaded insert | 241 A 18810 X |
| 50 | M3 Threaded insert | 241 A 18820 X |

C-FILTER D-SUB STANDARD

Solder pin – Straight – Precision machined contacts

ORDER DATA

Capacitance 370 pF

| SOCKET CONNECTOR | | | PLUG CONNECTOR | | |
|------------------|--------------------------|---------------|----------------|--------------------------|---------------|
| No. of pos. | Mounting style | Part Number | No. of pos. | Mounting style | Part Number |
| 09 | Through-hole | 242 A 10010 X | 09 | Through-hole | 241 A 10010 X |
| 15 | Through-hole | 242 A 10020 X | 15 | Through-hole | 241 A 10020 X |
| 25 | Through-hole | 242 A 10030 X | 25 | Through-hole | 241 A 10030 X |
| 37 | Through-hole | 242 A 10040 X | 37 | Through-hole | 241 A 10040 X |
| 50 | Through-hole | 242 A 15580 X | 50 | Through-hole | 241 A 15690 X |
| 09 | 4-40 UNC Threaded insert | 242 A 10130 X | 09 | 4-40 UNC Threaded insert | 241 A 10130 X |
| 15 | 4-40 UNC Threaded insert | 242 A 10140 X | 15 | 4-40 UNC Threaded insert | 241 A 10140 X |
| 25 | 4-40 UNC Threaded insert | 242 A 10150 X | 25 | 4-40 UNC Threaded insert | 241 A 10150 X |
| 37 | 4-40 UNC Threaded insert | 242 A 10160 X | 37 | 4-40 UNC Threaded insert | 241 A 10160 X |
| 50 | 4-40 UNC Threaded insert | 242 A 15610 X | 50 | 4-40 UNC Threaded insert | 241 A 15720 X |
| 09 | M3 Threaded insert | 242 A 10250 X | 09 | M3 Threaded insert | 241 A 10250 X |
| 15 | M3 Threaded insert | 242 A 10260 X | 15 | M3 Threaded insert | 241 A 10260 X |
| 25 | M3 Threaded insert | 242 A 10270 X | 25 | M3 Threaded insert | 241 A 10270 X |
| 37 | M3 Threaded insert | 242 A 10280 X | 37 | M3 Threaded insert | 241 A 10280 X |
| 50 | M3 Threaded insert | 242 A 15640 X | 50 | M3 Threaded insert | 241 A 15750 X |

Capacitance 830 pF

| SOCKET CONNECTOR | | | PLUG CONNECTOR | | |
|------------------|--------------------------|---------------|----------------|--------------------------|---------------|
| No. of pos. | Mounting style | Part Number | No. of pos. | Mounting style | Part Number |
| 09 | Through-hole | 242 A 10090 X | 09 | Through-hole | 241 A 10090 X |
| 15 | Through-hole | 242 A 10100 X | 15 | Through-hole | 241 A 10100 X |
| 25 | Through-hole | 242 A 10110 X | 25 | Through-hole | 241 A 10110 X |
| 37 | Through-hole | 242 A 10120 X | 37 | Through-hole | 241 A 10120 X |
| 50 | Through-hole | 242 A 15600 X | 50 | Through-hole | 241 A 15710 X |
| 09 | 4-40 UNC Threaded insert | 242 A 10210 X | 09 | 4-40 UNC Threaded insert | 241 A 10210 X |
| 15 | 4-40 UNC Threaded insert | 242 A 10220 X | 15 | 4-40 UNC Threaded insert | 241 A 10220 X |
| 25 | 4-40 UNC Threaded insert | 242 A 10230 X | 25 | 4-40 UNC Threaded insert | 241 A 10230 X |
| 37 | 4-40 UNC Threaded insert | 242 A 10240 X | 37 | 4-40 UNC Threaded insert | 241 A 10240 X |
| 50 | 4-40 UNC Threaded insert | 242 A 15630 X | 50 | 4-40 UNC Threaded insert | 241 A 15740 X |
| 09 | M3 Threaded insert | 242 A 10330 X | 09 | M3 Threaded insert | 241 A 10330 X |
| 15 | M3 Threaded insert | 242 A 10340 X | 15 | M3 Threaded insert | 241 A 10340 X |
| 25 | M3 Threaded insert | 242 A 10350 X | 25 | M3 Threaded insert | 241 A 10350 X |
| 37 | M3 Threaded insert | 242 A 10360 X | 37 | M3 Threaded insert | 241 A 10360 X |
| 50 | M3 Threaded insert | 242 A 15660 X | 50 | M3 Threaded insert | 241 A 15770 X |

Capacitance 1300 pF

| SOCKET CONNECTOR | | | PLUG CONNECTOR | | |
|------------------|--------------------------|---------------|----------------|--------------------------|---------------|
| No. of pos. | Mounting style | Part Number | No. of pos. | Mounting style | Part Number |
| 09 | Through-hole | 242 A 10050 X | 09 | Through-hole | 241 A 10050 X |
| 15 | Through-hole | 242 A 10060 X | 15 | Through-hole | 241 A 10060 X |
| 25 | Through-hole | 242 A 10070 X | 25 | Through-hole | 241 A 10070 X |
| 37 | Through-hole | 242 A 10080 X | 37 | Through-hole | 241 A 10080 X |
| 50 | Through-hole | 242 A 15590 X | 50 | Through-hole | 241 A 15700 X |
| 09 | 4-40 UNC Threaded insert | 242 A 10170 X | 09 | 4-40 UNC Threaded insert | 241 A 10170 X |
| 15 | 4-40 UNC Threaded insert | 242 A 10180 X | 15 | 4-40 UNC Threaded insert | 241 A 10180 X |
| 25 | 4-40 UNC Threaded insert | 242 A 10190 X | 25 | 4-40 UNC Threaded insert | 241 A 10190 X |
| 37 | 4-40 UNC Threaded insert | 242 A 10200 X | 37 | 4-40 UNC Threaded insert | 241 A 10200 X |
| 50 | 4-40 UNC Threaded insert | 242 A 15620 X | 50 | 4-40 UNC Threaded insert | 241 A 15730 X |
| 09 | M3 Threaded insert | 242 A 10290 X | 09 | M3 Threaded insert | 241 A 10290 X |
| 15 | M3 Threaded insert | 242 A 10300 X | 15 | M3 Threaded insert | 241 A 10300 X |
| 25 | M3 Threaded insert | 242 A 10310 X | 25 | M3 Threaded insert | 241 A 10310 X |
| 37 | M3 Threaded insert | 242 A 10320 X | 37 | M3 Threaded insert | 241 A 10320 X |
| 50 | M3 Threaded insert | 242 A 15650 X | 50 | M3 Threaded insert | 241 A 15760 X |

C-FILTER D-SUB STANDARD

Solder pin – Straight – Precision machined contacts

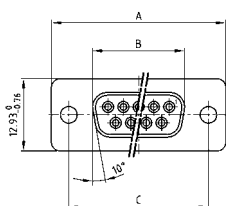


RoHS compliant – CSA listed, File No.: LR 115000-1 – UL listed, File No.: E202784

DESCRIPTION

- Mounting styles:
 - with 4-40 UNC or M3 threaded rear spacer
 - with 4-40 UNC or M3 front and threaded rear spacer
- Quality class 3 (also available in quality class 1)
- Shell: Steel tin plated (brass tin plated on request)

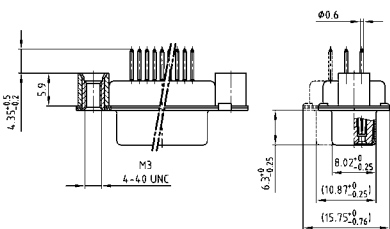
SOCKET CONNECTOR



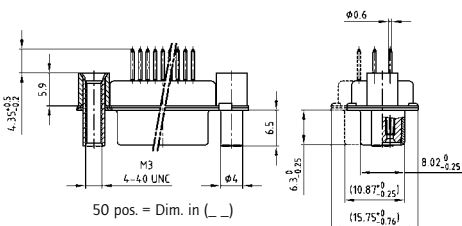
| No. of pos. | A -0.76 | B -0.25 | C |
|-------------|---------|---------|---|
| 09 | 31.19 | 16.46 | 25.00 ^{+0.12} / _{-0.13} |
| 15 | 39.52 | 24.79 | 33.30 ^{+0.15} / _{-0.10} |
| 25 | 53.42 | 38.50 | 47.04 ^{+0.13} / _{-0.10} |
| 37 | 69.70 | 54.96 | 63.50 ^{+0.13} / _{-0.10} |
| 50 | 67.31 | 52.55 | 61.10 ^{+0.14} / _{-0.11} |

PCB layout: Kat1kFUA

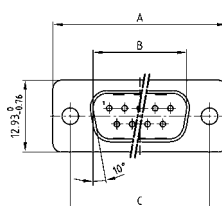
Mounting style: Threaded rear spacer



Mounting style: Threaded rear spacer, front spacer



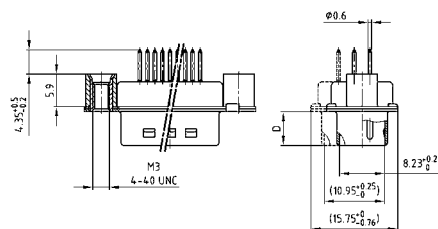
PLUG CONNECTOR



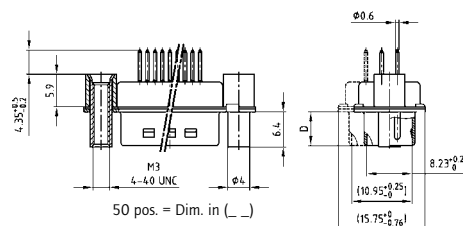
| No. of pos. | A -0.76 | B -0.25 | C | D -0.3 |
|-------------|---------|---------|---|--------|
| 09 | 31.19 | 16.79 | 25.00 ^{+0.12} / _{-0.13} | 6.12 |
| 15 | 39.52 | 25.12 | 33.30 ^{+0.15} / _{-0.10} | 6.12 |
| 25 | 53.42 | 38.84 | 47.04 ^{+0.13} / _{-0.10} | 5.99 |
| 37 | 69.70 | 55.30 | 63.50 ^{+0.13} / _{-0.10} | 5.99 |
| 50 | 67.31 | 52.68 | 61.10 ^{+0.14} / _{-0.11} | 5.99 |

PCB layout: Kat1kFUA

Mounting style: Threaded rear spacer



Mounting style: Threaded rear spacer, front spacer



ORDER DATA

Capacitance 180 pF

SOCKET CONNECTOR

| No. of pos. | Mounting style | Part Number |
|-------------|---------------------------------------|---------------|
| 09 | 4-40 UNC Threaded rear spacer | 242 A 16210 X |
| 15 | 4-40 UNC Threaded rear spacer | 242 A 16220 X |
| 25 | 4-40 UNC Threaded rear spacer | 242 A 16230 X |
| 37 | 4-40 UNC Threaded rear spacer | 242 A 16240 X |
| 50 | 4-40 UNC Threaded rear spacer | 242 A 16250 X |
| 09 | M3 Threaded rear spacer | 242 A 16260 X |
| 15 | M3 Threaded rear spacer | 242 A 16270 X |
| 25 | M3 Threaded rear spacer | 242 A 16280 X |
| 37 | M3 Threaded rear spacer | 242 A 16290 X |
| 50 | M3 Threaded rear spacer | 242 A 16300 X |
| 09 | 4-40 UNC Front / Threaded rear spacer | 242 A 16310 X |
| 15 | 4-40 UNC Front / Threaded rear spacer | 242 A 16320 X |
| 25 | 4-40 UNC Front / Threaded rear spacer | 242 A 16330 X |
| 37 | 4-40 UNC Front / Threaded rear spacer | 242 A 16340 X |
| 50 | 4-40 UNC Front / Threaded rear spacer | 242 A 16350 X |
| 09 | M3 Front / Threaded rear spacer | 242 A 16360 X |
| 15 | M3 Front / Threaded rear spacer | 242 A 16370 X |
| 25 | M3 Front / Threaded rear spacer | 242 A 16380 X |
| 37 | M3 Front / Threaded rear spacer | 242 A 16390 X |
| 50 | M3 Front / Threaded rear spacer | 242 A 16400 X |

PLUG CONNECTOR

| No. of pos. | Mounting style | Part Number |
|-------------|---------------------------------------|---------------|
| 09 | 4-40 UNC Threaded rear spacer | 241 A 18830 X |
| 15 | 4-40 UNC Threaded rear spacer | 241 A 18840 X |
| 25 | 4-40 UNC Threaded rear spacer | 241 A 18850 X |
| 37 | 4-40 UNC Threaded rear spacer | 241 A 18860 X |
| 50 | 4-40 UNC Threaded rear spacer | 241 A 18870 X |
| 09 | M3 Threaded rear spacer | 241 A 18880 X |
| 15 | M3 Threaded rear spacer | 241 A 18890 X |
| 25 | M3 Threaded rear spacer | 241 A 18900 X |
| 37 | M3 Threaded rear spacer | 241 A 18910 X |
| 50 | M3 Threaded rear spacer | 241 A 18920 X |
| 09 | 4-40 UNC Front / Threaded rear spacer | 241 A 18930 X |
| 15 | 4-40 UNC Front / Threaded rear spacer | 241 A 18940 X |
| 25 | 4-40 UNC Front / Threaded rear spacer | 241 A 18950 X |
| 37 | 4-40 UNC Front / Threaded rear spacer | 241 A 18960 X |
| 50 | 4-40 UNC Front / Threaded rear spacer | 241 A 18970 X |
| 09 | M3 Front / Threaded rear spacer | 241 A 18980 X |
| 15 | M3 Front / Threaded rear spacer | 241 A 18990 X |
| 25 | M3 Front / Threaded rear spacer | 241 A 19000 X |
| 37 | M3 Front / Threaded rear spacer | 241 A 19010 X |
| 50 | M3 Front / Threaded rear spacer | 241 A 19020 X |

C-FILTER D-SUB STANDARD

Solder pin – Straight – Precision machined contacts

ORDER DATA

| Capacitance 370 pF | | | |
|--------------------|---------------------------------------|---------------|----------------|
| SOCKET CONNECTOR | | | PLUG CONNECTOR |
| No. of pos. | Mounting style | Part Number | Part Number |
| 09 | 4-40 UNC Threaded rear spacer | 242 A 10370 X | 241 A 10370 X |
| 15 | 4-40 UNC Threaded rear spacer | 242 A 10380 X | 241 A 10380 X |
| 25 | 4-40 UNC Threaded rear spacer | 242 A 10390 X | 241 A 10390 X |
| 37 | 4-40 UNC Threaded rear spacer | 242 A 10400 X | 241 A 10400 X |
| 50 | 4-40 UNC Threaded rear spacer | 242 A 15670 X | 241 A 15780 X |
| 09 | M3 Threaded rear spacer | 242 A 10490 X | 241 A 10490 X |
| 15 | M3 Threaded rear spacer | 242 A 10500 X | 241 A 10500 X |
| 25 | M3 Threaded rear spacer | 242 A 10510 X | 241 A 10510 X |
| 37 | M3 Threaded rear spacer | 242 A 10520 X | 241 A 10520 X |
| 50 | M3 Threaded rear spacer | 242 A 15700 X | 241 A 15810 X |
| 09 | 4-40 UNC Front / Threaded rear spacer | 242 A 10610 X | 241 A 10610 X |
| 15 | 4-40 UNC Front / Threaded rear spacer | 242 A 10620 X | 241 A 10620 X |
| 25 | 4-40 UNC Front / Threaded rear spacer | 242 A 10630 X | 241 A 10630 X |
| 37 | 4-40 UNC Front / Threaded rear spacer | 242 A 10640 X | 241 A 10640 X |
| 50 | 4-40 UNC Front / Threaded rear spacer | 242 A 15730 X | 241 A 15840 X |
| 09 | M3 Front / Threaded rear spacer | 242 A 10730 X | 241 A 10730 X |
| 15 | M3 Front / Threaded rear spacer | 242 A 10740 X | 241 A 10740 X |
| 25 | M3 Front / Threaded rear spacer | 242 A 10750 X | 241 A 10750 X |
| 37 | M3 Front / Threaded rear spacer | 242 A 10760 X | 241 A 10760 X |
| 50 | M3 Front / Threaded rear spacer | 242 A 15760 X | 241 A 15870 X |

| Capacitance 830 pF | | | |
|--------------------|---------------------------------------|---------------|----------------|
| SOCKET CONNECTOR | | | PLUG CONNECTOR |
| No. of pos. | Mounting style | Part Number | Part Number |
| 09 | 4-40 UNC Threaded rear spacer | 242 A 10450 X | 241 A 10450 X |
| 15 | 4-40 UNC Threaded rear spacer | 242 A 10460 X | 241 A 10460 X |
| 25 | 4-40 UNC Threaded rear spacer | 242 A 10470 X | 241 A 10470 X |
| 37 | 4-40 UNC Threaded rear spacer | 242 A 10480 X | 241 A 10480 X |
| 50 | 4-40 UNC Threaded rear spacer | 242 A 15690 X | 241 A 15800 X |
| 09 | M3 Threaded rear spacer | 242 A 10570 X | 241 A 10570 X |
| 15 | M3 Threaded rear spacer | 242 A 10580 X | 241 A 10580 X |
| 25 | M3 Threaded rear spacer | 242 A 10590 X | 241 A 10590 X |
| 37 | M3 Threaded rear spacer | 242 A 10600 X | 241 A 10600 X |
| 50 | M3 Threaded rear spacer | 242 A 15720 X | 241 A 15830 X |
| 09 | 4-40 UNC Front / Threaded rear spacer | 242 A 10690 X | 241 A 10690 X |
| 15 | 4-40 UNC Front / Threaded rear spacer | 242 A 10700 X | 241 A 10700 X |
| 25 | 4-40 UNC Front / Threaded rear spacer | 242 A 10710 X | 241 A 10710 X |
| 37 | 4-40 UNC Front / Threaded rear spacer | 242 A 10720 X | 241 A 10720 X |
| 50 | 4-40 UNC Front / Threaded rear spacer | 242 A 15750 X | 241 A 15860 X |
| 09 | M3 Front / Threaded rear spacer | 242 A 10810 X | 241 A 10810 X |
| 15 | M3 Front / Threaded rear spacer | 242 A 10820 X | 241 A 10820 X |
| 25 | M3 Front / Threaded rear spacer | 242 A 10830 X | 241 A 10830 X |
| 37 | M3 Front / Threaded rear spacer | 242 A 10840 X | 241 A 10840 X |
| 50 | M3 Front / Threaded rear spacer | 242 A 15780 X | 241 A 15890 X |

| Capacitance 1300 pF | | | |
|---------------------|---------------------------------------|---------------|----------------|
| SOCKET CONNECTOR | | | PLUG CONNECTOR |
| No. of pos. | Mounting style | Part Number | Part Number |
| 09 | 4-40 UNC Threaded rear spacer | 242 A 10410 X | 241 A 10410 X |
| 15 | 4-40 UNC Threaded rear spacer | 242 A 10420 X | 241 A 10420 X |
| 25 | 4-40 UNC Threaded rear spacer | 242 A 10430 X | 241 A 10430 X |
| 37 | 4-40 UNC Threaded rear spacer | 242 A 10440 X | 241 A 10440 X |
| 50 | 4-40 UNC Threaded rear spacer | 242 A 15680 X | 241 A 15790 X |
| 09 | M3 Threaded rear spacer | 242 A 10530 X | 241 A 10530 X |
| 15 | M3 Threaded rear spacer | 242 A 10540 X | 241 A 10540 X |
| 25 | M3 Threaded rear spacer | 242 A 10550 X | 241 A 10550 X |
| 37 | M3 Threaded rear spacer | 242 A 10560 X | 241 A 10560 X |
| 50 | M3 Threaded rear spacer | 242 A 15710 X | 241 A 15820 X |
| 09 | 4-40 UNC Front / Threaded rear spacer | 242 A 10650 X | 241 A 10650 X |
| 15 | 4-40 UNC Front / Threaded rear spacer | 242 A 10660 X | 241 A 10660 X |
| 25 | 4-40 UNC Front / Threaded rear spacer | 242 A 10670 X | 241 A 10670 X |
| 37 | 4-40 UNC Front / Threaded rear spacer | 242 A 10680 X | 241 A 10680 X |
| 50 | 4-40 UNC Front / Threaded rear spacer | 242 A 15740 X | 241 A 15850 X |
| 09 | M3 Front / Threaded rear spacer | 242 A 10770 X | 241 A 10770 X |
| 15 | M3 Front / Threaded rear spacer | 242 A 10780 X | 241 A 10780 X |
| 25 | M3 Front / Threaded rear spacer | 242 A 10790 X | 241 A 10790 X |
| 37 | M3 Front / Threaded rear spacer | 242 A 10800 X | 241 A 10800 X |
| 50 | M3 Front / Threaded rear spacer | 242 A 15770 X | 241 A 15880 X |

C-FILTER D-SUB STANDARD

Solder pin – Straight – Precision machined contacts

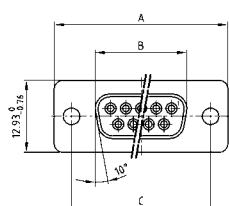


RoHS compliant – CSA listed, File No.: LR 115000-1 – UL listed, File No.: E202784

DESCRIPTION

- Mounting styles:
 - with 4-40 UNC or M3 threaded rear spacer with PCB clip
 - with 4-40 UNC or M3 front and threaded rear spacer with PCB clip
- Quality class 3 (also available in quality class 1)
- Shell: Steel tin plated (brass tin plated on request)

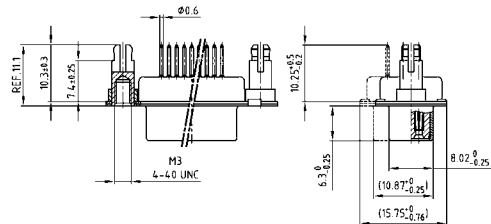
SOCKET CONNECTOR



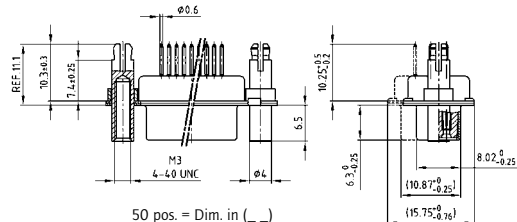
| No. of pos. | A -0.76 | B -0.25 | C |
|-------------|---------|---------|---|
| 09 | 31.19 | 16.46 | 25.00 ^{+0.12} / _{-0.13} |
| 15 | 39.52 | 24.79 | 33.30 ^{+0.15} / _{-0.10} |
| 25 | 53.42 | 38.50 | 47.04 ^{+0.13} / _{-0.10} |
| 37 | 69.70 | 54.96 | 63.50 ^{+0.13} / _{-0.10} |
| 50 | 67.31 | 52.55 | 61.10 ^{+0.14} / _{-0.11} |

PCB layout: Kat1kFUA

Mounting style: Threaded rear spacer with PCB clip

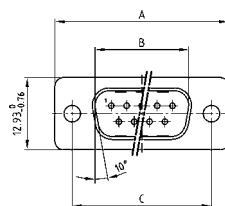


Mounting style: Front and threaded rear spacer with PCB clip



50 pos. = Dim. in (_)

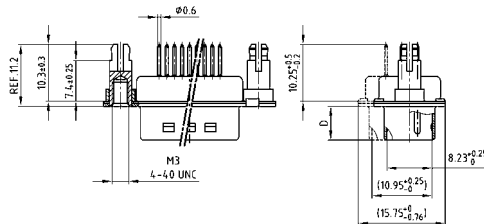
PLUG CONNECTOR



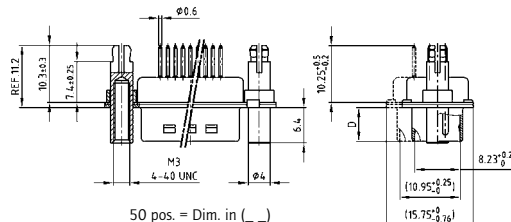
| No. of pos. | A -0.76 | B -0.25 | C | D -0.3 |
|-------------|---------|---------|---|--------|
| 09 | 31.19 | 16.79 | 25.00 ^{+0.12} / _{-0.13} | 6.12 |
| 15 | 39.52 | 25.12 | 33.30 ^{+0.15} / _{-0.10} | 6.12 |
| 25 | 53.42 | 38.84 | 47.04 ^{+0.13} / _{-0.10} | 5.99 |
| 37 | 69.70 | 55.30 | 63.50 ^{+0.13} / _{-0.10} | 5.99 |
| 50 | 67.31 | 52.68 | 61.10 ^{+0.14} / _{-0.11} | 5.99 |

PCB layout: Kat1kFUA

Mounting style: Threaded rear spacer with PCB clip



Mounting style: Front and threaded rear spacer with PCB clip



50 pos. = Dim. in (_)

ORDER DATA

Capacitance 180 pF

SOCKET CONNECTOR

| No. of pos. | Mounting style | Part Number |
|-------------|--|---------------|
| 09 | 4-40 UNC Threaded rear spacer PCB clip | 242 A 16460 X |
| 15 | 4-40 UNC Threaded rear spacer PCB clip | 242 A 16470 X |
| 25 | 4-40 UNC Threaded rear spacer PCB clip | 242 A 16480 X |
| 37 | 4-40 UNC Threaded rear spacer PCB clip | 242 A 16490 X |
| 50 | 4-40 UNC Threaded rear spacer PCB clip | 242 A 16500 X |
| 09 | M3 Threaded rear spacer PCB clip | 242 A 16510 X |
| 15 | M3 Threaded rear spacer PCB clip | 242 A 16520 X |
| 25 | M3 Threaded rear spacer PCB clip | 242 A 16530 X |
| 37 | M3 Threaded rear spacer PCB clip | 242 A 16540 X |
| 50 | M3 Threaded rear spacer PCB clip | 242 A 16550 X |
| 09 | 4-40 UNC Front / Threaded rear spacer PCB clip | 242 A 16560 X |
| 15 | 4-40 UNC Front / Threaded rear spacer PCB clip | 242 A 16570 X |
| 25 | 4-40 UNC Front / Threaded rear spacer PCB clip | 242 A 16580 X |
| 37 | 4-40 UNC Front / Threaded rear spacer PCB clip | 242 A 16590 X |
| 50 | 4-40 UNC Front / Threaded rear spacer PCB clip | 242 A 16600 X |
| 09 | M3 Front / Threaded rear spacer PCB clip | 242 A 16610 X |
| 15 | M3 Front / Threaded rear spacer PCB clip | 242 A 16620 X |
| 25 | M3 Front / Threaded rear spacer PCB clip | 242 A 16630 X |
| 37 | M3 Front / Threaded rear spacer PCB clip | 242 A 16640 X |
| 50 | M3 Front / Threaded rear spacer PCB clip | 242 A 16650 X |

PLUG CONNECTOR

| No. of pos. | Mounting style | Part Number |
|-------------|--|---------------|
| 09 | 4-40 UNC Threaded rear spacer PCB clip | 241 A 19080 X |
| 15 | 4-40 UNC Threaded rear spacer PCB clip | 241 A 19090 X |
| 25 | 4-40 UNC Threaded rear spacer PCB clip | 241 A 19100 X |
| 37 | 4-40 UNC Threaded rear spacer PCB clip | 241 A 19110 X |
| 50 | 4-40 UNC Threaded rear spacer PCB clip | 241 A 19120 X |
| 09 | M3 Threaded rear spacer PCB clip | 241 A 19130 X |
| 15 | M3 Threaded rear spacer PCB clip | 241 A 19140 X |
| 25 | M3 Threaded rear spacer PCB clip | 241 A 19150 X |
| 37 | M3 Threaded rear spacer PCB clip | 241 A 19160 X |
| 50 | M3 Threaded rear spacer PCB clip | 241 A 19170 X |
| 09 | 4-40 UNC Front / Threaded rear spacer PCB clip | 241 A 19180 X |
| 15 | 4-40 UNC Front / Threaded rear spacer PCB clip | 241 A 19190 X |
| 25 | 4-40 UNC Front / Threaded rear spacer PCB clip | 241 A 19200 X |
| 37 | 4-40 UNC Front / Threaded rear spacer PCB clip | 241 A 19210 X |
| 50 | 4-40 UNC Front / Threaded rear spacer PCB clip | 241 A 19220 X |
| 09 | M3 Front / Threaded rear spacer PCB clip | 241 A 19230 X |
| 15 | M3 Front / Threaded rear spacer PCB clip | 241 A 19240 X |
| 25 | M3 Front / Threaded rear spacer PCB clip | 241 A 19250 X |
| 37 | M3 Front / Threaded rear spacer PCB clip | 241 A 19260 X |
| 50 | M3 Front / Threaded rear spacer PCB clip | 241 A 19270 X |

PCB clip .122"/3.1 ± .004"/0.10 mm hole diameter and .063"/1.6 mm circuit board thickness

C-FILTER D-SUB STANDARD

Solder pin – Angled – .318" / 7.19 mm – Precision machined contacts – Metal bracket

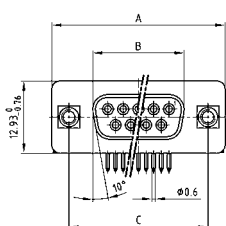


RoHS compliant – CSA listed, File No.: LR 115000-1 – UL listed, File No.: E202784

DESCRIPTION

- Mounting styles:
 - with mounting bracket and 4-40 UNC threaded insert
 - with mounting bracket, PCB clip and 4-40 UNC threaded insert
- Quality class 3 (also available in quality class 1)
- Shell: Steel tin plated (brass tin plated on request)

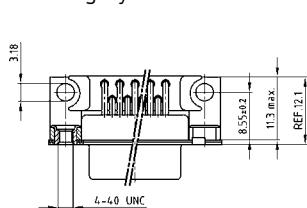
SOCKET CONNECTOR



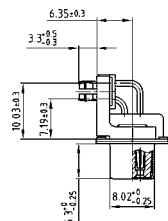
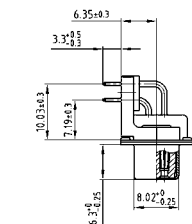
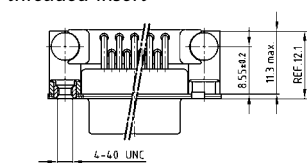
| No. of pos. | A -0.76 | B -0.25 | C |
|-------------|---------|---------|---|
| 09 | 31.19 | 16.46 | 25.00 ^{+0.12} / _{-0.13} |
| 15 | 39.52 | 24.79 | 33.30 ^{+0.15} / _{-0.10} |
| 25 | 53.42 | 38.50 | 47.04 ^{+0.13} / _{-0.13} |
| 37 | 69.70 | 54.96 | 63.50 ^{+0.13} / _{-0.13} |

PCB layout: Kat1kGEA

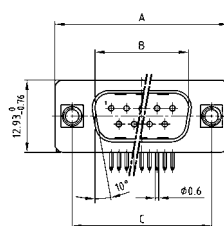
Mounting style: Threaded insert



Mounting style: PCB clip, threaded insert



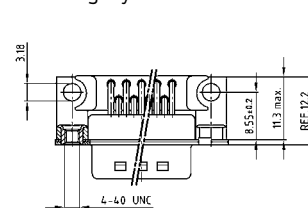
PLUG CONNECTOR



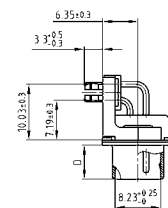
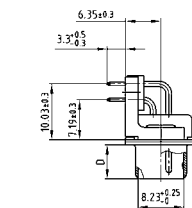
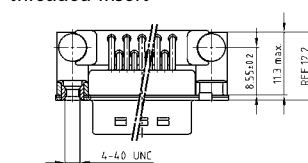
| No. of pos. | A -0.76 | B +0.25 | C | D -0.3 |
|-------------|---------|---------|---|--------|
| 09 | 31.19 | 16.79 | 25.00 ^{+0.12} / _{-0.13} | 6.12 |
| 15 | 39.52 | 25.12 | 33.30 ^{+0.15} / _{-0.10} | 6.12 |
| 25 | 53.42 | 38.84 | 47.04 ^{+0.13} / _{-0.13} | 5.99 |
| 37 | 69.70 | 55.30 | 63.50 ^{+0.13} / _{-0.13} | 5.99 |

PCB layout: Kat1kGFA

Mounting style: Threaded insert



Mounting style: PCB clip, threaded insert



ORDER DATA

Capacitance 180 pF

SOCKET CONNECTOR

| No. of pos. | Mounting style 4-40 UNC | Part Number |
|-------------|----------------------------|---------------|
| 09 | Threaded insert | 242 A 17180 X |
| 15 | Threaded insert | 242 A 17190 X |
| 25 | Threaded insert | 242 A 17200 X |
| 37 | Threaded insert | 242 A 17210 X |
| 09 | PCB clip / Threaded insert | 242 A 17780 X |
| 15 | PCB clip / Threaded insert | 242 A 17790 X |
| 25 | PCB clip / Threaded insert | 242 A 17800 X |
| 37 | PCB clip / Threaded insert | 242 A 17810 X |

PLUG CONNECTOR

| No. of pos. | Mounting style 4-40 UNC | Part Number |
|-------------|----------------------------|---------------|
| 09 | Threaded insert | 241 A 19800 X |
| 15 | Threaded insert | 241 A 19810 X |
| 25 | Threaded insert | 241 A 19820 X |
| 37 | Threaded insert | 241 A 19830 X |
| 09 | PCB clip / Threaded insert | 241 A 16180 X |
| 15 | PCB clip / Threaded insert | 241 A 16190 X |
| 25 | PCB clip / Threaded insert | 241 A 16200 X |
| 37 | PCB clip / Threaded insert | 241 A 16210 X |

PCB clip .122" / 3.1 ± .004" / 0.10 mm hole diameter and .063" / 1.6 mm circuit board thickness

C-FILTER D-SUB STANDARD

Solder pin – Angled – .318" / 7.19 mm – Precision machined contacts – Metal bracket

ORDER DATA

| Capacitance 370 pF | | | | | |
|--------------------|----------------------------|---------------|----------------|----------------------------|---------------|
| SOCKET CONNECTOR | | | PLUG CONNECTOR | | |
| No. of pos. | Mounting style 4-40 UNC | Part Number | No. of pos. | Mounting style 4-40 UNC | Part Number |
| 09 | Threaded insert | 242 A 12340 X | 09 | Threaded insert | 241 A 12320 X |
| 15 | Threaded insert | 242 A 12350 X | 15 | Threaded insert | 241 A 12330 X |
| 25 | Threaded insert | 242 A 12360 X | 25 | Threaded insert | 241 A 12340 X |
| 37 | Threaded insert | 242 A 12370 X | 37 | Threaded insert | 241 A 12350 X |
| 09 | PCB clip / Threaded insert | 242 A 17740 X | 09 | PCB clip / Threaded insert | 241 A 16140 X |
| 15 | PCB clip / Threaded insert | 242 A 17750 X | 15 | PCB clip / Threaded insert | 241 A 16150 X |
| 25 | PCB clip / Threaded insert | 242 A 17760 X | 25 | PCB clip / Threaded insert | 241 A 16160 X |
| 37 | PCB clip / Threaded insert | 242 A 17770 X | 37 | PCB clip / Threaded insert | 241 A 16170 X |


| Capacitance 830 pF | | | | | |
|--------------------|----------------------------|---------------|----------------|----------------------------|---------------|
| SOCKET CONNECTOR | | | PLUG CONNECTOR | | |
| No. of pos. | Mounting style 4-40 UNC | Part Number | No. of pos. | Mounting style 4-40 UNC | Part Number |
| 09 | Threaded insert | 242 A 12420 X | 09 | Threaded insert | 241 A 12400 X |
| 15 | Threaded insert | 242 A 12430 X | 15 | Threaded insert | 241 A 12410 X |
| 25 | Threaded insert | 242 A 12440 X | 25 | Threaded insert | 241 A 12420 X |
| 37 | Threaded insert | 242 A 12450 X | 37 | Threaded insert | 241 A 12430 X |
| 09 | PCB clip / Threaded insert | 242 A 17700 X | 09 | PCB clip / Threaded insert | 241 A 16100 X |
| 15 | PCB clip / Threaded insert | 242 A 17710 X | 15 | PCB clip / Threaded insert | 241 A 16110 X |
| 25 | PCB clip / Threaded insert | 242 A 17720 X | 25 | PCB clip / Threaded insert | 241 A 16120 X |
| 37 | PCB clip / Threaded insert | 242 A 17730 X | 37 | PCB clip / Threaded insert | 241 A 16130 X |

| Capacitance 1300 pF | | | | | |
|---------------------|----------------------------|---------------|----------------|----------------------------|---------------|
| SOCKET CONNECTOR | | | PLUG CONNECTOR | | |
| No. of pos. | Mounting style 4-40 UNC | Part Number | No. of pos. | Mounting style 4-40 UNC | Part Number |
| 09 | Threaded insert | 242 A 12380 X | 09 | Threaded insert | 241 A 12360 X |
| 15 | Threaded insert | 242 A 12390 X | 15 | Threaded insert | 241 A 12370 X |
| 25 | Threaded insert | 242 A 12400 X | 25 | Threaded insert | 241 A 12380 X |
| 37 | Threaded insert | 242 A 12410 X | 37 | Threaded insert | 241 A 12390 X |
| 09 | PCB clip / Threaded insert | 242 A 17660 X | 09 | PCB clip / Threaded insert | 241 A 16060 X |
| 15 | PCB clip / Threaded insert | 242 A 17670 X | 15 | PCB clip / Threaded insert | 241 A 16070 X |
| 25 | PCB clip / Threaded insert | 242 A 17680 X | 25 | PCB clip / Threaded insert | 241 A 16080 X |
| 37 | PCB clip / Threaded insert | 242 A 17690 X | 37 | PCB clip / Threaded insert | 241 A 16090 X |

PCB clip .122" / 3.1 ± .004" / 0.10 mm hole diameter and .063" / 1.6 mm circuit board thickness

C-FILTER D-SUB STANDARD

Solder pin – Angled – .318" / 7.19 mm – Stamped contacts

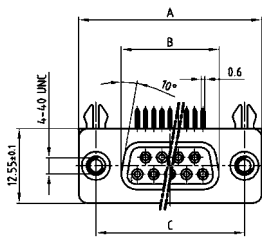


RoHS compliant

DESCRIPTION

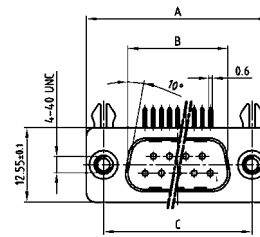
- Mounting style:
 - with mounting bracket, PCB clip and 4-40 UNC threaded insert
- Quality class 1 (other quality classes on request)
- Shell: Steel tin plated

SOCKET CONNECTOR



| No. of pos. | A ±0.10 | B ±0.25 | C |
|-------------|---------|---------|---|
| 09 | 30.81 | 16.46 | 25.00 ^{+0.12} _{-0.13} |
| 15 | 39.14 | 24.79 | 33.30 ^{+0.15} _{-0.10} |
| 25 | 53.04 | 38.50 | 47.04 ^{+0.13} |
| 37 | 69.30 | 54.96 | 63.50 ^{+0.13} |

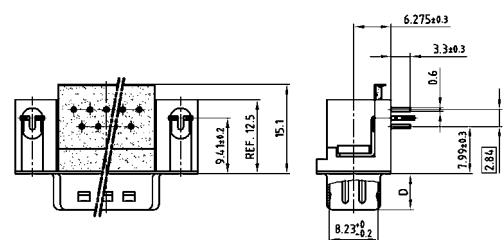
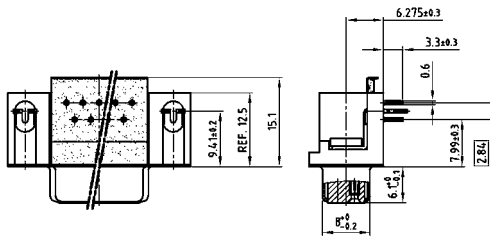
PLUG CONNECTOR



| No. of pos. | A ±0.10 | B ±0.25 | C | D ±0.3 |
|-------------|---------|---------|---|--------|
| 09 | 30.81 | 16.79 | 25.00 ^{+0.12} _{-0.13} | 6.12 |
| 15 | 39.14 | 25.12 | 33.30 ^{+0.15} _{-0.10} | 6.12 |
| 25 | 53.04 | 38.84 | 47.04 ^{+0.13} | 5.99 |
| 37 | 69.30 | 55.30 | 63.50 ^{+0.13} | 5.99 |

Mounting style: PCB clip, threaded insert

Mounting style: PCB clip, threaded insert



ORDER DATA

Capacitance 180 pF

SOCKET CONNECTOR

| No. of pos. | Mounting style 4-40 UNC | Part Number |
|-------------|----------------------------|---------------|
| 09 | PCB clip / Threaded insert | 242 C 29780 X |
| 15 | PCB clip / Threaded insert | 242 C 29790 X |
| 25 | PCB clip / Threaded insert | 242 C 29800 X |
| 37 | PCB clip / Threaded insert | 242 C 29810 X |

PLUG CONNECTOR

| No. of pos. | Mounting style 4-40 UNC | Part Number |
|-------------|----------------------------|---------------|
| 09 | PCB clip / Threaded insert | 241 C 29880 X |
| 15 | PCB clip / Threaded insert | 241 C 29890 X |
| 25 | PCB clip / Threaded insert | 241 C 29900 X |
| 37 | PCB clip / Threaded insert | 241 C 29910 X |

PCB clip .122"/3.1 ± .004"/0.10 mm hole diameter and .063"/1.6 mm circuit board thickness

C-FILTER D-SUB STANDARD

Solder pin – Angled – .318" / 7.19 mm – Stamped contacts

ORDER DATA

| Capacitance 370 pF | | | | | |
|--------------------|----------------------------|---------------|----------------|----------------------------|---------------|
| SOCKET CONNECTOR | | | PLUG CONNECTOR | | |
| No. of pos. | Mounting style 4-40 UNC | Part Number | No. of pos. | Mounting style 4-40 UNC | Part Number |
| 09 | PCB clip / Threaded insert | 242 C 29820 X | 09 | PCB clip / Threaded insert | 241 C 29920 X |
| 15 | PCB clip / Threaded insert | 242 C 29830 X | 15 | PCB clip / Threaded insert | 241 C 29930 X |
| 25 | PCB clip / Threaded insert | 242 C 29840 X | 25 | PCB clip / Threaded insert | 241 C 29940 X |
| 37 | PCB clip / Threaded insert | 242 C 29850 X | 37 | PCB clip / Threaded insert | 241 C 29950 X |


| Capacitance 830 pF | | | | | |
|--------------------|----------------------------|---------------|----------------|----------------------------|---------------|
| SOCKET CONNECTOR | | | PLUG CONNECTOR | | |
| No. of pos. | Mounting style 4-40 UNC | Part Number | No. of pos. | Mounting style 4-40 UNC | Part Number |
| 09 | PCB clip / Threaded insert | 242 C 29860 X | 09 | PCB clip / Threaded insert | 241 C 29960 X |
| 15 | PCB clip / Threaded insert | 242 C 29870 X | 15 | PCB clip / Threaded insert | 241 C 29970 X |
| 25 | PCB clip / Threaded insert | 242 C 29880 X | 25 | PCB clip / Threaded insert | 241 C 29980 X |
| 37 | PCB clip / Threaded insert | 242 C 29890 X | 37 | PCB clip / Threaded insert | 241 C 29990 X |

| Capacitance 1300 pF | | | | | |
|---------------------|----------------------------|---------------|----------------|----------------------------|---------------|
| SOCKET CONNECTOR | | | PLUG CONNECTOR | | |
| No. of pos. | Mounting style 4-40 UNC | Part Number | No. of pos. | Mounting style 4-40 UNC | Part Number |
| 09 | PCB clip / Threaded insert | 242 C 29900 X | 09 | PCB clip / Threaded insert | 241 C 30000 X |
| 15 | PCB clip / Threaded insert | 242 C 29910 X | 15 | PCB clip / Threaded insert | 241 C 30010 X |
| 25 | PCB clip / Threaded insert | 242 C 29920 X | 25 | PCB clip / Threaded insert | 241 C 30020 X |
| 37 | PCB clip / Threaded insert | 242 C 29930 X | 37 | PCB clip / Threaded insert | 241 C 30030 X |

PCB clip .122"/3.1 ± .004"/0.10 mm hole diameter and .063"/1.6 mm circuit board thickness

C-FILTER D-SUB STANDARD

Solder pin – Angled – .370" / 9.4 mm – Precision machined contacts – Plastic bracket

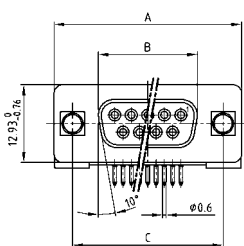


RoHS compliant – CSA listed, File No.: LR 115000-1 – UL listed, File No.: E202784

DESCRIPTION

- Mounting styles:
 - Mounting bracket, grounding strap with through-hole \varnothing .118" / 3.0 mm
 - Mounting bracket, grounding strap with 4-40 UNC or M3 threaded insert
- Quality class 3 (also available in quality class 1)
- Shell: Steel tin plated (brass tin plated on request)

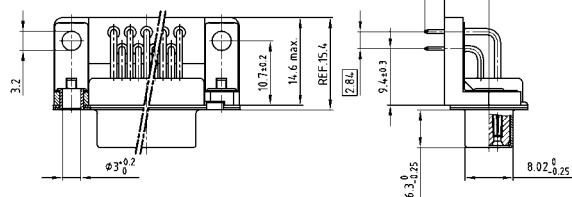
SOCKET CONNECTOR



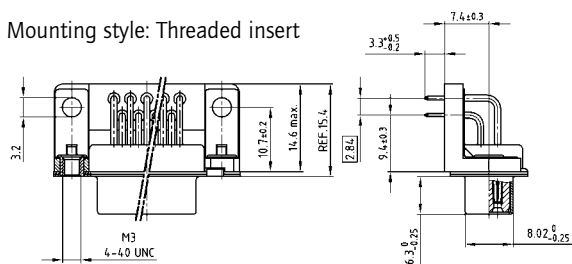
| No. of pos. | A -0.76 | B -0.25 | C |
|-------------|---------|---------|--------------------------|
| 09 | 31.19 | 16.46 | 25.00 $^{+0.12}_{-0.13}$ |
| 15 | 39.52 | 24.79 | 33.30 $^{+0.15}_{-0.10}$ |
| 25 | 53.42 | 38.50 | 47.04 $^{+0.13}$ |
| 37 | 69.70 | 54.96 | 63.50 $^{+0.13}$ |

PCB layout: Kat1kGGA

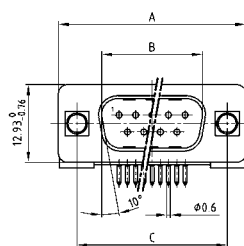
Mounting style: Through-hole



Mounting style: Threaded insert



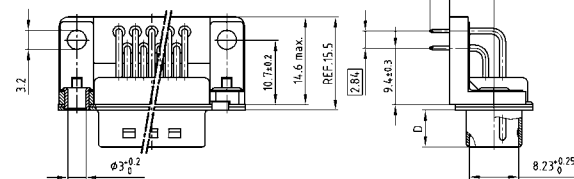
PLUG CONNECTOR



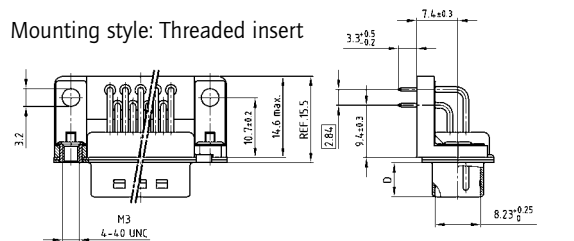
| No. of pos. | A -0.76 | B +0.25 | C | D -0.3 |
|-------------|---------|---------|--------------------------|--------|
| 09 | 31.19 | 16.79 | 25.00 $^{+0.12}_{-0.13}$ | 6.12 |
| 15 | 39.52 | 25.12 | 33.30 $^{+0.15}_{-0.10}$ | 6.12 |
| 25 | 53.42 | 38.84 | 47.04 $^{+0.13}$ | 5.99 |
| 37 | 69.70 | 55.30 | 63.50 $^{+0.13}$ | 5.99 |

PCB layout: Kat1kGHA

Mounting style: Through-hole



Mounting style: Threaded insert



ORDER DATA

Capacitance 180 pF

SOCKET CONNECTOR

| No. of pos. | Mounting style | Part Number |
|-------------|--|---------------|
| 09 | Through-hole | 242 A 16780 X |
| 15 | Through-hole | 242 A 16790 X |
| 25 | Through-hole | 242 A 16800 X |
| 37 | Through-hole | 242 A 16810 X |
| 09 | Grounding strap / 4-40 UNC Threaded insert | 242 A 16820 X |
| 15 | Grounding strap / 4-40 UNC Threaded insert | 242 A 16830 X |
| 25 | Grounding strap / 4-40 UNC Threaded insert | 242 A 16840 X |
| 37 | Grounding strap / 4-40 UNC Threaded insert | 242 A 16850 X |
| 09 | Grounding strap / M3 Threaded insert | 242 A 16860 X |
| 15 | Grounding strap / M3 Threaded insert | 242 A 16870 X |
| 25 | Grounding strap / M3 Threaded insert | 242 A 16880 X |
| 37 | Grounding strap / M3 Threaded insert | 242 A 16890 X |

PLUG CONNECTOR

| No. of pos. | Mounting style | Part Number |
|-------------|--|---------------|
| 09 | Through-hole | 241 A 19400 X |
| 15 | Through-hole | 241 A 19410 X |
| 25 | Through-hole | 241 A 19420 X |
| 37 | Through-hole | 241 A 19430 X |
| 09 | Grounding strap / 4-40 UNC Threaded insert | 241 A 19440 X |
| 15 | Grounding strap / 4-40 UNC Threaded insert | 241 A 19450 X |
| 25 | Grounding strap / 4-40 UNC Threaded insert | 241 A 19460 X |
| 37 | Grounding strap / 4-40 UNC Threaded insert | 241 A 19470 X |
| 09 | Grounding strap / M3 Threaded insert | 241 A 19480 X |
| 15 | Grounding strap / M3 Threaded insert | 241 A 19490 X |
| 25 | Grounding strap / M3 Threaded insert | 241 A 19500 X |
| 37 | Grounding strap / M3 Threaded insert | 241 A 19510 X |

C-FILTER D-SUB STANDARD

Solder pin – Angled – .370" / 9.4 mm – Precision machined contacts – Plastic bracket

ORDER DATA

Capacitance 370 pF

| SOCKET CONNECTOR | | | PLUG CONNECTOR | | |
|------------------|--|---------------|----------------|--|---------------|
| No. of pos. | Mounting style | Part Number | No. of pos. | Mounting style | Part Number |
| 09 | Through-hole | 242 A 10970 X | 09 | Through-hole | 241 A 10970 X |
| 15 | Through-hole | 242 A 10980 X | 15 | Through-hole | 241 A 10980 X |
| 25 | Through-hole | 242 A 10990 X | 25 | Through-hole | 241 A 10990 X |
| 37 | Through-hole | 242 A 11000 X | 37 | Through-hole | 241 A 11000 X |
| 09 | Grounding strap / 4-40 UNC Threaded insert | 242 A 11090 X | 09 | Grounding strap / 4-40 UNC Threaded insert | 241 A 11090 X |
| 15 | Grounding strap / 4-40 UNC Threaded insert | 242 A 11100 X | 15 | Grounding strap / 4-40 UNC Threaded insert | 241 A 11100 X |
| 25 | Grounding strap / 4-40 UNC Threaded insert | 242 A 11110 X | 25 | Grounding strap / 4-40 UNC Threaded insert | 241 A 11110 X |
| 37 | Grounding strap / 4-40 UNC Threaded insert | 242 A 11120 X | 37 | Grounding strap / 4-40 UNC Threaded insert | 241 A 11120 X |
| 09 | Grounding strap / M3 Threaded insert | 242 A 11210 X | 09 | Grounding strap / M3 Threaded insert | 241 A 11210 X |
| 15 | Grounding strap / M3 Threaded insert | 242 A 11220 X | 15 | Grounding strap / M3 Threaded insert | 241 A 11220 X |
| 25 | Grounding strap / M3 Threaded insert | 242 A 11230 X | 25 | Grounding strap / M3 Threaded insert | 241 A 11230 X |
| 37 | Grounding strap / M3 Threaded insert | 242 A 11240 X | 37 | Grounding strap / M3 Threaded insert | 241 A 11240 X |

Capacitance 830 pF


| SOCKET CONNECTOR | | | PLUG CONNECTOR | | |
|------------------|--|---------------|----------------|--|---------------|
| No. of pos. | Mounting style | Part Number | No. of pos. | Mounting style | Part Number |
| 09 | Through-hole | 242 A 11050 X | 09 | Through-hole | 241 A 11050 X |
| 15 | Through-hole | 242 A 11060 X | 15 | Through-hole | 241 A 11060 X |
| 25 | Through-hole | 242 A 11070 X | 25 | Through-hole | 241 A 11070 X |
| 37 | Through-hole | 242 A 11080 X | 37 | Through-hole | 241 A 11080 X |
| 09 | Grounding strap / 4-40 UNC Threaded insert | 242 A 11170 X | 09 | Grounding strap / 4-40 UNC Threaded insert | 241 A 11170 X |
| 15 | Grounding strap / 4-40 UNC Threaded insert | 242 A 11180 X | 15 | Grounding strap / 4-40 UNC Threaded insert | 241 A 11180 X |
| 25 | Grounding strap / 4-40 UNC Threaded insert | 242 A 11190 X | 25 | Grounding strap / 4-40 UNC Threaded insert | 241 A 11190 X |
| 37 | Grounding strap / 4-40 UNC Threaded insert | 242 A 11200 X | 37 | Grounding strap / 4-40 UNC Threaded insert | 241 A 11200 X |
| 09 | Grounding strap / M3 Threaded insert | 242 A 11290 X | 09 | Grounding strap / M3 Threaded insert | 241 A 11290 X |
| 15 | Grounding strap / M3 Threaded insert | 242 A 11300 X | 15 | Grounding strap / M3 Threaded insert | 241 A 11300 X |
| 25 | Grounding strap / M3 Threaded insert | 242 A 11310 X | 25 | Grounding strap / M3 Threaded insert | 241 A 11310 X |
| 37 | Grounding strap / M3 Threaded insert | 242 A 11320 X | 37 | Grounding strap / M3 Threaded insert | 241 A 11320 X |

Capacitance 1300 pF

| SOCKET CONNECTOR | | | PLUG CONNECTOR | | |
|------------------|--|---------------|----------------|--|---------------|
| No. of pos. | Mounting style | Part Number | No. of pos. | Mounting style | Part Number |
| 09 | Through-hole | 242 A 11010 X | 09 | Through-hole | 241 A 11010 X |
| 15 | Through-hole | 242 A 11020 X | 15 | Through-hole | 241 A 11020 X |
| 25 | Through-hole | 242 A 11030 X | 25 | Through-hole | 241 A 11030 X |
| 37 | Through-hole | 242 A 11040 X | 37 | Through-hole | 241 A 11040 X |
| 09 | Grounding strap / 4-40 UNC Threaded insert | 242 A 11130 X | 09 | Grounding strap / 4-40 UNC Threaded insert | 241 A 11130 X |
| 15 | Grounding strap / 4-40 UNC Threaded insert | 242 A 11140 X | 15 | Grounding strap / 4-40 UNC Threaded insert | 241 A 11140 X |
| 25 | Grounding strap / 4-40 UNC Threaded insert | 242 A 11150 X | 25 | Grounding strap / 4-40 UNC Threaded insert | 241 A 11150 X |
| 37 | Grounding strap / 4-40 UNC Threaded insert | 242 A 11160 X | 37 | Grounding strap / 4-40 UNC Threaded insert | 241 A 11160 X |
| 09 | Grounding strap / M3 Threaded insert | 242 A 11250 X | 09 | Grounding strap / M3 Threaded insert | 241 A 11250 X |
| 15 | Grounding strap / M3 Threaded insert | 242 A 11260 X | 15 | Grounding strap / M3 Threaded insert | 241 A 11260 X |
| 25 | Grounding strap / M3 Threaded insert | 242 A 11270 X | 25 | Grounding strap / M3 Threaded insert | 241 A 11270 X |
| 37 | Grounding strap / M3 Threaded insert | 242 A 11280 X | 37 | Grounding strap / M3 Threaded insert | 241 A 11280 X |

C-FILTER D-SUB STANDARD

Solder pin – Angled – .370" / 9.4 mm – Precision machined contacts – Plastic bracket

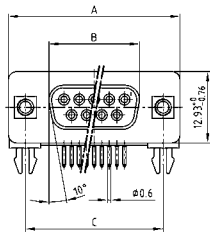


RoHS compliant – CSA listed, File No.: LR 115000-1 – UL listed, File No.: E202784

DESCRIPTION

- Mounting styles:
 - Mounting bracket with PCB clip and 4-40 UNC or M3 threaded insert
 - Mounting bracket with PCB clip and through-hole $\varnothing .118" / 3.0$ mm
- Quality class 3 (also available in quality class 1)
- Shell: Steel tin plated (brass tin plated on request)

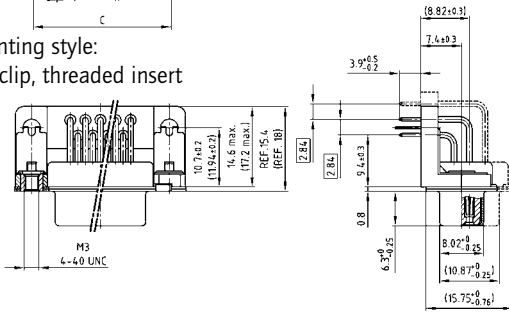
SOCKET CONNECTOR



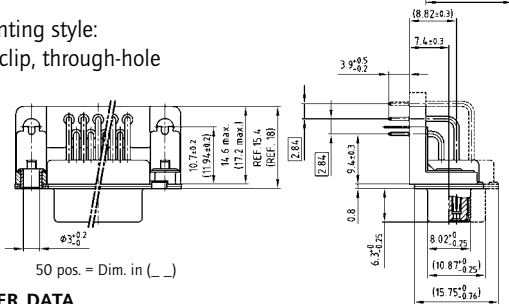
| No. of pos. | A -0.76 | B -0.25 | C |
|-------------|---------|---------|--------------------------|
| 09 | 31.19 | 16.46 | 25.00 $^{+0.12}_{-0.13}$ |
| 15 | 39.52 | 24.79 | 33.30 $^{+0.15}_{-0.10}$ |
| 25 | 53.42 | 38.50 | 47.04 ± 0.13 |
| 37 | 69.70 | 54.96 | 63.50 ± 0.13 |
| 50 | 67.31 | 52.55 | 61.10 $^{+0.14}_{-0.11}$ |

PCB layout: Kat1kGGA

Mounting style:
PCB clip, threaded insert

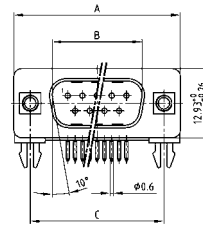


Mounting style:
PCB clip, through-hole



50 pos. = Dim. in (_)

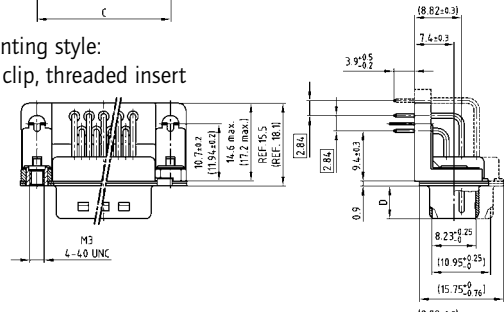
PLUG CONNECTOR



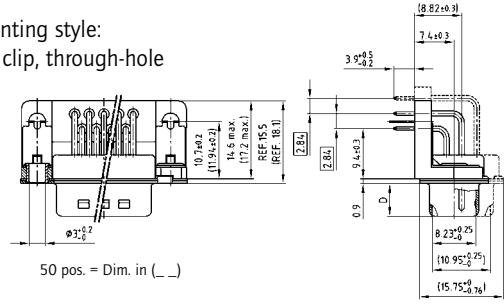
| No. of pos. | A -0.76 | B -0.25 | C | D -0.3 |
|-------------|---------|---------|--------------------------|--------|
| 09 | 31.19 | 16.79 | 25.00 $^{+0.12}_{-0.13}$ | 6.12 |
| 15 | 39.52 | 25.12 | 33.30 $^{+0.15}_{-0.10}$ | 6.12 |
| 25 | 53.42 | 38.84 | 47.04 ± 0.13 | 5.99 |
| 37 | 69.70 | 55.30 | 63.50 ± 0.13 | 5.99 |
| 50 | 67.31 | 52.68 | 61.10 $^{+0.14}_{-0.11}$ | 5.99 |

PCB layout: Kat1kGHA

Mounting style:
PCB clip, threaded insert



Mounting style:
PCB clip, through-hole



50 pos. = Dim. in (_)

ORDER DATA

Capacitance 180 pF

SOCKET CONNECTOR

| No. of pos. | Mounting style | Part Number |
|-------------|-------------------------------------|---------------|
| 09 | PCB clip / 4-40 UNC Threaded insert | 242 A 17020 X |
| 15 | PCB clip / 4-40 UNC Threaded insert | 242 A 17030 X |
| 25 | PCB clip / 4-40 UNC Threaded insert | 242 A 17040 X |
| 37 | PCB clip / 4-40 UNC Threaded insert | 242 A 17050 X |
| 50 | PCB clip / 4-40 UNC Threaded insert | 242 A 24020 X |
| 09 | PCB clip / M3 Threaded insert | 242 A 17060 X |
| 15 | PCB clip / M3 Threaded insert | 242 A 17070 X |
| 25 | PCB clip / M3 Threaded insert | 242 A 17080 X |
| 37 | PCB clip / M3 Threaded insert | 242 A 17090 X |
| 50 | PCB clip / M3 Threaded insert | 242 A 24060 X |
| 09 | PCB clip / Through-hole | 242 A 16980 X |
| 15 | PCB clip / Through-hole | 242 A 16990 X |
| 25 | PCB clip / Through-hole | 242 A 17000 X |
| 37 | PCB clip / Through-hole | 242 A 17010 X |
| 50 | PCB clip / Through-hole | 242 A 23980 X |

PLUG CONNECTOR

| No. of pos. | Mounting style | Part Number |
|-------------|-------------------------------------|---------------|
| 09 | PCB clip / 4-40 UNC Threaded insert | 241 A 19640 X |
| 15 | PCB clip / 4-40 UNC Threaded insert | 241 A 19650 X |
| 25 | PCB clip / 4-40 UNC Threaded insert | 241 A 19660 X |
| 37 | PCB clip / 4-40 UNC Threaded insert | 241 A 19670 X |
| 50 | PCB clip / 4-40 UNC Threaded insert | 241 A 24120 X |
| 09 | PCB clip / M3 Threaded insert | 241 A 19680 X |
| 15 | PCB clip / M3 Threaded insert | 241 A 19690 X |
| 25 | PCB clip / M3 Threaded insert | 241 A 19700 X |
| 37 | PCB clip / M3 Threaded insert | 241 A 19710 X |
| 50 | PCB clip / M3 Threaded insert | 241 A 24160 X |
| 09 | PCB clip / Through-hole | 241 A 19600 X |
| 15 | PCB clip / Through-hole | 241 A 19610 X |
| 25 | PCB clip / Through-hole | 241 A 19620 X |
| 37 | PCB clip / Through-hole | 241 A 19630 X |
| 50 | PCB clip / Through-hole | 241 A 24080 X |

PCB clip .122" / 3.1 ± .004" / 0.10 mm hole diameter and .063" / 1.6 mm circuit board thickness

C-FILTER D-SUB STANDARD

Solder pin – Angled – .370"/9.4 mm – Precision machined contacts – Plastic bracket

ORDER DATA

| Capacitance 370 pF | | | | | |
|--------------------|-------------------------------------|---------------|----------------|-------------------------------------|---------------|
| SOCKET CONNECTOR | | | PLUG CONNECTOR | | |
| No. of pos. | Mounting style | Part Number | No. of pos. | Mounting style | Part Number |
| 09 | PCB clip / 4-40 UNC Threaded insert | 242 A 12820 X | 09 | PCB clip / 4-40 UNC Threaded insert | 241 A 12800 X |
| 15 | PCB clip / 4-40 UNC Threaded insert | 242 A 12830 X | 15 | PCB clip / 4-40 UNC Threaded insert | 241 A 12810 X |
| 25 | PCB clip / 4-40 UNC Threaded insert | 242 A 12840 X | 25 | PCB clip / 4-40 UNC Threaded insert | 241 A 12820 X |
| 37 | PCB clip / 4-40 UNC Threaded insert | 242 A 12850 X | 37 | PCB clip / 4-40 UNC Threaded insert | 241 A 12830 X |
| 50 | PCB clip / 4-40 UNC Threaded insert | 242 A 24030 X | 50 | PCB clip / 4-40 UNC Threaded insert | 241 A 24130 X |
| 09 | PCB clip / M3 Threaded insert | 242 A 12940 X | 09 | PCB clip / M3 Threaded insert | 241 A 12920 X |
| 15 | PCB clip / M3 Threaded insert | 242 A 12950 X | 15 | PCB clip / M3 Threaded insert | 241 A 12930 X |
| 25 | PCB clip / M3 Threaded insert | 242 A 12960 X | 25 | PCB clip / M3 Threaded insert | 241 A 12940 X |
| 37 | PCB clip / M3 Threaded insert | 242 A 12970 X | 37 | PCB clip / M3 Threaded insert | 241 A 12950 X |
| 50 | PCB clip / M3 Threaded insert | 242 A 24070 X | 50 | PCB clip / M3 Threaded insert | 241 A 24170 X |
| 09 | PCB clip / Through-hole | 242 A 12700 X | 09 | PCB clip / Through-hole | 241 A 12680 X |
| 15 | PCB clip / Through-hole | 242 A 12710 X | 15 | PCB clip / Through-hole | 241 A 12690 X |
| 25 | PCB clip / Through-hole | 242 A 12720 X | 25 | PCB clip / Through-hole | 241 A 12700 X |
| 37 | PCB clip / Through-hole | 242 A 12730 X | 37 | PCB clip / Through-hole | 241 A 12710 X |
| 50 | PCB clip / Through-hole | 242 A 23990 X | 50 | PCB clip / Through-hole | 241 A 24090 X |


| Capacitance 830 pF | | | | | |
|--------------------|-------------------------------------|---------------|----------------|-------------------------------------|---------------|
| SOCKET CONNECTOR | | | PLUG CONNECTOR | | |
| No. of pos. | Mounting style | Part Number | No. of pos. | Mounting style | Part Number |
| 09 | PCB clip / 4-40 UNC Threaded insert | 242 A 12900 X | 09 | PCB clip / 4-40 UNC Threaded insert | 241 A 12880 X |
| 15 | PCB clip / 4-40 UNC Threaded insert | 242 A 12910 X | 15 | PCB clip / 4-40 UNC Threaded insert | 241 A 12890 X |
| 25 | PCB clip / 4-40 UNC Threaded insert | 242 A 12920 X | 25 | PCB clip / 4-40 UNC Threaded insert | 241 A 12900 X |
| 37 | PCB clip / 4-40 UNC Threaded insert | 242 A 12930 X | 37 | PCB clip / 4-40 UNC Threaded insert | 241 A 12910 X |
| 50 | PCB clip / 4-40 UNC Threaded insert | 242 A 24040 X | 50 | PCB clip / 4-40 UNC Threaded insert | 241 A 24140 X |
| 09 | PCB clip / M3 Threaded insert | 242 A 13020 X | 09 | PCB clip / M3 Threaded insert | 241 A 13000 X |
| 15 | PCB clip / M3 Threaded insert | 242 A 13030 X | 15 | PCB clip / M3 Threaded insert | 241 A 13010 X |
| 25 | PCB clip / M3 Threaded insert | 242 A 13040 X | 25 | PCB clip / M3 Threaded insert | 241 A 13020 X |
| 37 | PCB clip / M3 Threaded insert | 242 A 13050 X | 37 | PCB clip / M3 Threaded insert | 241 A 13030 X |
| 50 | PCB clip / M3 Threaded insert | 242 A 24080 X | 50 | PCB clip / M3 Threaded insert | 241 A 24180 X |
| 09 | PCB clip / Through-hole | 242 A 12780 X | 09 | PCB clip / Through-hole | 241 A 12760 X |
| 15 | PCB clip / Through-hole | 242 A 12790 X | 15 | PCB clip / Through-hole | 241 A 12770 X |
| 25 | PCB clip / Through-hole | 242 A 12800 X | 25 | PCB clip / Through-hole | 241 A 12780 X |
| 37 | PCB clip / Through-hole | 242 A 12810 X | 37 | PCB clip / Through-hole | 241 A 12790 X |
| 50 | PCB clip / Through-hole | 242 A 24000 X | 50 | PCB clip / Through-hole | 242 A 24100 X |

| Capacitance 1300 pF | | | | | |
|---------------------|-------------------------------------|---------------|----------------|-------------------------------------|---------------|
| SOCKET CONNECTOR | | | PLUG CONNECTOR | | |
| No. of pos. | Mounting style | Part Number | No. of pos. | Mounting style | Part Number |
| 09 | PCB clip / 4-40 UNC Threaded insert | 242 A 12860 X | 09 | PCB clip / 4-40 UNC Threaded insert | 241 A 12840 X |
| 15 | PCB clip / 4-40 UNC Threaded insert | 242 A 12870 X | 15 | PCB clip / 4-40 UNC Threaded insert | 241 A 12850 X |
| 25 | PCB clip / 4-40 UNC Threaded insert | 242 A 12880 X | 25 | PCB clip / 4-40 UNC Threaded insert | 241 A 12860 X |
| 37 | PCB clip / 4-40 UNC Threaded insert | 242 A 12890 X | 37 | PCB clip / 4-40 UNC Threaded insert | 241 A 12870 X |
| 50 | PCB clip / 4-40 UNC Threaded insert | 242 A 24050 X | 50 | PCB clip / 4-40 UNC Threaded insert | 241 A 24150 X |
| 09 | PCB clip / M3 Threaded insert | 242 A 12980 X | 09 | PCB clip / M3 Threaded insert | 241 A 12960 X |
| 15 | PCB clip / M3 Threaded insert | 242 A 12990 X | 15 | PCB clip / M3 Threaded insert | 241 A 12970 X |
| 25 | PCB clip / M3 Threaded insert | 242 A 13000 X | 25 | PCB clip / M3 Threaded insert | 241 A 12980 X |
| 37 | PCB clip / M3 Threaded insert | 242 A 13010 X | 37 | PCB clip / M3 Threaded insert | 241 A 12990 X |
| 50 | PCB clip / M3 Threaded insert | 242 A 24090 X | 50 | PCB clip / M3 Threaded insert | 241 A 24190 X |
| 09 | PCB clip / Through-hole | 242 A 12740 X | 09 | PCB clip / Through-hole | 241 A 12720 X |
| 15 | PCB clip / Through-hole | 242 A 12750 X | 15 | PCB clip / Through-hole | 241 A 12730 X |
| 25 | PCB clip / Through-hole | 242 A 12760 X | 25 | PCB clip / Through-hole | 241 A 12740 X |
| 37 | PCB clip / Through-hole | 242 A 12770 X | 37 | PCB clip / Through-hole | 241 A 12750 X |
| 50 | PCB clip / Through-hole | 242 A 24010 X | 50 | PCB clip / Through-hole | 241 A 24110 X |

PCB clip .122"/3.1 ± .004"/0.10 mm hole diameter and .063"/1.6 mm circuit board thickness

C-FILTER D-SUB STANDARD

Solder pin – Angled – .370" / 9.4 mm – Precision machined contacts – Metal bracket

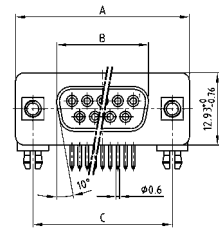


RoHS compliant – CSA listed, File No.: LR 115000-1 – UL listed, File No.: E202784

DESCRIPTION

- Mounting styles:
 - Mounting bracket with PCB clip and 4-40 UNC or M3 threaded insert
 - Mounting bracket with PCB clip and 4-40 UNC or M3 front spacer
- Quality class 3 (also available in quality class 1)
- Shell: Steel tin plated (brass tin plated on request)

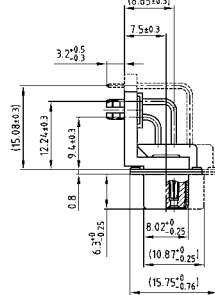
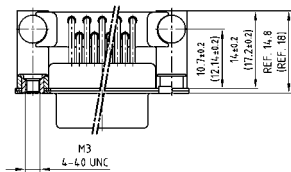
SOCKET CONNECTOR



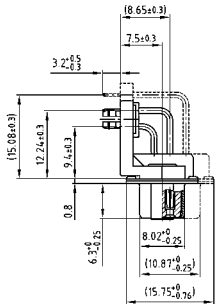
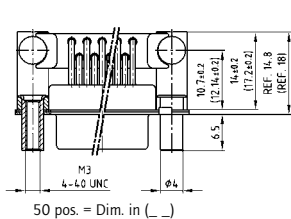
| No. of pos. | A -0.76 | B -0.25 | C |
|-------------|---------|---------|---|
| 09 | 31.19 | 16.46 | 25.00 ^{+0.12} _{-0.13} |
| 15 | 39.52 | 24.79 | 33.30 ^{+0.15} _{-0.10} |
| 25 | 53.42 | 38.50 | 47.04 ^{+0.13} |
| 37 | 69.70 | 54.96 | 63.50 ^{+0.13} |
| 50 | 67.31 | 52.55 | 61.10 ^{+0.14} _{-0.11} |

PCB layout: Kat1kGGA

Mounting style:
PCB clip, threaded insert



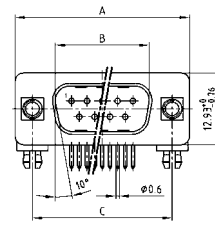
Mounting style:
PCB clip, front spacer



50 pos. = Dim. in (_)

ORDER DATA

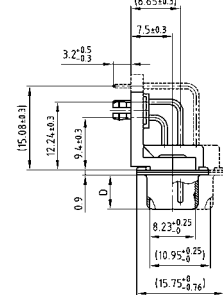
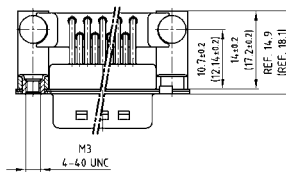
PLUG CONNECTOR



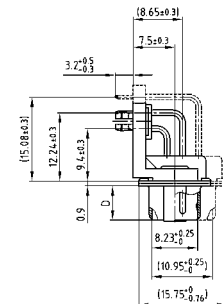
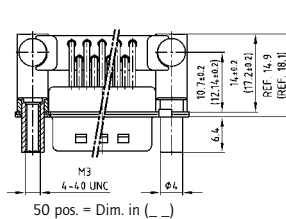
| No. of pos. | A -0.76 | B -0.25 | C | D -0.3 |
|-------------|---------|---------|---|--------|
| 09 | 31.19 | 16.79 | 25.00 ^{+0.12} _{-0.13} | 6.12 |
| 15 | 39.52 | 25.12 | 33.30 ^{+0.15} _{-0.10} | 6.12 |
| 25 | 53.42 | 38.84 | 47.04 ^{+0.13} | 5.99 |
| 37 | 69.70 | 55.30 | 63.50 ^{+0.13} | 5.99 |
| 50 | 67.31 | 52.68 | 61.10 ^{+0.14} _{-0.11} | 5.99 |

PCB layout: Kat1kGHA

Mounting style:
PCB clip, threaded insert



Mounting style:
PCB clip, front spacer



50 pos. = Dim. in (_)

Capacitance 180 pF

SOCKET CONNECTOR

| No. of pos. | Mounting style | Part Number |
|-------------|-------------------------------------|---------------|
| 09 | PCB clip / 4-40 UNC Threaded insert | 242 A 21410 X |
| 15 | PCB clip / 4-40 UNC Threaded insert | 242 A 21420 X |
| 25 | PCB clip / 4-40 UNC Threaded insert | 242 A 21430 X |
| 37 | PCB clip / 4-40 UNC Threaded insert | 242 A 21440 X |
| 50 | PCB clip / 4-40 UNC Threaded insert | 242 A 27220 X |
| 09 | PCB clip / M3 Threaded insert | 242 A 21570 X |
| 15 | PCB clip / M3 Threaded insert | 242 A 21580 X |
| 25 | PCB clip / M3 Threaded insert | 242 A 21590 X |
| 37 | PCB clip / M3 Threaded insert | 242 A 21600 X |
| 50 | PCB clip / M3 Threaded insert | 242 A 27260 X |
| 09 | PCB clip / 4-40 UNC Front spacer | 242 A 22400 X |
| 15 | PCB clip / 4-40 UNC Front spacer | 242 A 22410 X |
| 25 | PCB clip / 4-40 UNC Front spacer | 242 A 22420 X |
| 37 | PCB clip / 4-40 UNC Front spacer | 242 A 22430 X |
| 50 | PCB clip / 4-40 UNC Front spacer | 242 A 27300 X |
| 09 | PCB clip / M3 Front spacer | 242 A 22560 X |
| 15 | PCB clip / M3 Front spacer | 242 A 22570 X |
| 25 | PCB clip / M3 Front spacer | 242 A 22580 X |
| 37 | PCB clip / M3 Front spacer | 242 A 22590 X |
| 50 | PCB clip / M3 Front spacer | 242 A 27340 X |

PLUG CONNECTOR

| No. of pos. | Mounting style | Part Number |
|-------------|-------------------------------------|---------------|
| 09 | PCB clip / 4-40 UNC Threaded insert | 241 A 21560 X |
| 15 | PCB clip / 4-40 UNC Threaded insert | 241 A 21570 X |
| 25 | PCB clip / 4-40 UNC Threaded insert | 241 A 21580 X |
| 37 | PCB clip / 4-40 UNC Threaded insert | 241 A 21590 X |
| 50 | PCB clip / 4-40 UNC Threaded insert | 241 A 27320 X |
| 09 | PCB clip / M3 Threaded insert | 241 A 21720 X |
| 15 | PCB clip / M3 Threaded insert | 241 A 21730 X |
| 25 | PCB clip / M3 Threaded insert | 241 A 21740 X |
| 37 | PCB clip / M3 Threaded insert | 241 A 21750 X |
| 50 | PCB clip / M3 Threaded insert | 241 A 27360 X |
| 09 | PCB clip / 4-40 UNC Front spacer | 241 A 22500 X |
| 15 | PCB clip / 4-40 UNC Front spacer | 241 A 22510 X |
| 25 | PCB clip / 4-40 UNC Front spacer | 241 A 22520 X |
| 37 | PCB clip / 4-40 UNC Front spacer | 241 A 22530 X |
| 50 | PCB clip / 4-40 UNC Front spacer | 241 A 27400 X |
| 09 | PCB clip / M3 Front spacer | 241 A 22660 X |
| 15 | PCB clip / M3 Front spacer | 241 A 22670 X |
| 25 | PCB clip / M3 Front spacer | 241 A 22680 X |
| 37 | PCB clip / M3 Front spacer | 241 A 22690 X |
| 50 | PCB clip / M3 Front spacer | 241 A 27440 X |

PCB clip .122" / 3.1 ± .004" / 0.10 mm hole diameter and .063" / 1.6 mm circuit board thickness

C-FILTER D-SUB STANDARD

Solder pin – Angled – .370"/9.4 mm – Precision machined contacts – Metal bracket

ORDER DATA

| Capacitance 370 pF | | | Capacitance 370 pF | | |
|--------------------|-------------------------------------|---------------|--------------------|-------------------------------------|---------------|
| SOCKET CONNECTOR | | | PLUG CONNECTOR | | |
| No. of pos. | Mounting style | Part Number | No. of pos. | Mounting style | Part Number |
| 09 | PCB clip / 4-40 UNC Threaded insert | 242 A 21450 X | 09 | PCB clip / 4-40 UNC Threaded insert | 241 A 21600 X |
| 15 | PCB clip / 4-40 UNC Threaded insert | 242 A 21460 X | 15 | PCB clip / 4-40 UNC Threaded insert | 241 A 21610 X |
| 25 | PCB clip / 4-40 UNC Threaded insert | 242 A 21470 X | 25 | PCB clip / 4-40 UNC Threaded insert | 241 A 21620 X |
| 37 | PCB clip / 4-40 UNC Threaded insert | 242 A 21480 X | 37 | PCB clip / 4-40 UNC Threaded insert | 241 A 21630 X |
| 50 | PCB clip / 4-40 UNC Threaded insert | 242 A 27230 X | 50 | PCB clip / 4-40 UNC Threaded insert | 241 A 27330 X |
| 09 | PCB clip / M3 Threaded insert | 242 A 21610 X | 09 | PCB clip / M3 Threaded insert | 241 A 21760 X |
| 15 | PCB clip / M3 Threaded insert | 242 A 21620 X | 15 | PCB clip / M3 Threaded insert | 241 A 21770 X |
| 25 | PCB clip / M3 Threaded insert | 242 A 21630 X | 25 | PCB clip / M3 Threaded insert | 241 A 21780 X |
| 37 | PCB clip / M3 Threaded insert | 242 A 21640 X | 37 | PCB clip / M3 Threaded insert | 241 A 21790 X |
| 50 | PCB clip / M3 Threaded insert | 242 A 27270 X | 50 | PCB clip / M3 Threaded insert | 241 A 27370 X |
| 09 | PCB clip / 4-40 UNC Front spacer | 242 A 22440 X | 09 | PCB clip / 4-40 UNC Front spacer | 241 A 22540 X |
| 15 | PCB clip / 4-40 UNC Front spacer | 242 A 22450 X | 15 | PCB clip / 4-40 UNC Front spacer | 241 A 22550 X |
| 25 | PCB clip / 4-40 UNC Front spacer | 242 A 22460 X | 25 | PCB clip / 4-40 UNC Front spacer | 241 A 22560 X |
| 37 | PCB clip / 4-40 UNC Front spacer | 242 A 22470 X | 37 | PCB clip / 4-40 UNC Front spacer | 241 A 22570 X |
| 50 | PCB clip / 4-40 UNC Front spacer | 242 A 27310 X | 50 | PCB clip / 4-40 UNC Front spacer | 241 A 27410 X |
| 09 | PCB clip / M3 Front spacer | 242 A 22600 X | 09 | PCB clip / M3 Front spacer | 241 A 22700 X |
| 15 | PCB clip / M3 Front spacer | 242 A 22610 X | 15 | PCB clip / M3 Front spacer | 241 A 22710 X |
| 25 | PCB clip / M3 Front spacer | 242 A 22620 X | 25 | PCB clip / M3 Front spacer | 241 A 22720 X |
| 37 | PCB clip / M3 Front spacer | 242 A 22630 X | 37 | PCB clip / M3 Front spacer | 241 A 22730 X |
| 50 | PCB clip / M3 Front spacer | 242 A 27350 X | 50 | PCB clip / M3 Front spacer | 241 A 27450 X |


| Capacitance 830 pF | | | Capacitance 830 pF | | |
|--------------------|-------------------------------------|---------------|--------------------|-------------------------------------|---------------|
| SOCKET CONNECTOR | | | PLUG CONNECTOR | | |
| No. of pos. | Mounting style | Part Number | No. of pos. | Mounting style | Part Number |
| 09 | PCB clip / 4-40 UNC Threaded insert | 242 A 21490 X | 09 | PCB clip / 4-40 UNC Threaded insert | 241 A 21640 X |
| 15 | PCB clip / 4-40 UNC Threaded insert | 242 A 21500 X | 15 | PCB clip / 4-40 UNC Threaded insert | 241 A 21650 X |
| 25 | PCB clip / 4-40 UNC Threaded insert | 242 A 21510 X | 25 | PCB clip / 4-40 UNC Threaded insert | 241 A 21660 X |
| 37 | PCB clip / 4-40 UNC Threaded insert | 242 A 21520 X | 37 | PCB clip / 4-40 UNC Threaded insert | 241 A 21670 X |
| 50 | PCB clip / 4-40 UNC Threaded insert | 242 A 27240 X | 50 | PCB clip / 4-40 UNC Threaded insert | 241 A 27340 X |
| 09 | PCB clip / M3 Threaded insert | 242 A 21650 X | 09 | PCB clip / M3 Threaded insert | 241 A 21800 X |
| 15 | PCB clip / M3 Threaded insert | 242 A 21660 X | 15 | PCB clip / M3 Threaded insert | 241 A 21810 X |
| 25 | PCB clip / M3 Threaded insert | 242 A 21670 X | 25 | PCB clip / M3 Threaded insert | 241 A 21820 X |
| 37 | PCB clip / M3 Threaded insert | 242 A 21680 X | 37 | PCB clip / M3 Threaded insert | 241 A 21830 X |
| 50 | PCB clip / M3 Threaded insert | 242 A 27280 X | 50 | PCB clip / M3 Threaded insert | 241 A 27380 X |
| 09 | PCB clip / 4-40 UNC Front spacer | 242 A 22480 X | 09 | PCB clip / 4-40 UNC Front spacer | 241 A 22580 X |
| 15 | PCB clip / 4-40 UNC Front spacer | 242 A 22490 X | 15 | PCB clip / 4-40 UNC Front spacer | 241 A 22590 X |
| 25 | PCB clip / 4-40 UNC Front spacer | 242 A 22500 X | 25 | PCB clip / 4-40 UNC Front spacer | 241 A 22600 X |
| 37 | PCB clip / 4-40 UNC Front spacer | 242 A 22510 X | 37 | PCB clip / 4-40 UNC Front spacer | 241 A 22610 X |
| 50 | PCB clip / 4-40 UNC Front spacer | 242 A 27320 X | 50 | PCB clip / 4-40 UNC Front spacer | 241 A 27420 X |
| 09 | PCB clip / M3 Front spacer | 242 A 22640 X | 09 | PCB clip / M3 Front spacer | 241 A 22740 X |
| 15 | PCB clip / M3 Front spacer | 242 A 22650 X | 15 | PCB clip / M3 Front spacer | 241 A 22750 X |
| 25 | PCB clip / M3 Front spacer | 242 A 22660 X | 25 | PCB clip / M3 Front spacer | 241 A 22760 X |
| 37 | PCB clip / M3 Front spacer | 242 A 22670 X | 37 | PCB clip / M3 Front spacer | 241 A 22770 X |
| 50 | PCB clip / M3 Front spacer | 242 A 27360 X | 50 | PCB clip / M3 Front spacer | 241 A 27460 X |

| Capacitance 1300 pF | | | Capacitance 1300 pF | | |
|---------------------|-------------------------------------|---------------|---------------------|-------------------------------------|---------------|
| SOCKET CONNECTOR | | | PLUG CONNECTOR | | |
| No. of pos. | Mounting style | Part Number | No. of pos. | Mounting style | Part Number |
| 09 | PCB clip / 4-40 UNC Threaded insert | 242 A 21530 X | 09 | PCB clip / 4-40 UNC Threaded insert | 241 A 21680 X |
| 15 | PCB clip / 4-40 UNC Threaded insert | 242 A 21540 X | 15 | PCB clip / 4-40 UNC Threaded insert | 241 A 21690 X |
| 25 | PCB clip / 4-40 UNC Threaded insert | 242 A 21550 X | 25 | PCB clip / 4-40 UNC Threaded insert | 241 A 21700 X |
| 37 | PCB clip / 4-40 UNC Threaded insert | 242 A 21560 X | 37 | PCB clip / 4-40 UNC Threaded insert | 241 A 21710 X |
| 50 | PCB clip / 4-40 UNC Threaded insert | 242 A 27250 X | 50 | PCB clip / 4-40 UNC Threaded insert | 241 A 27350 X |
| 09 | PCB clip / M3 Threaded insert | 242 A 21690 X | 09 | PCB clip / M3 Threaded insert | 241 A 21840 X |
| 15 | PCB clip / M3 Threaded insert | 242 A 21700 X | 15 | PCB clip / M3 Threaded insert | 241 A 21850 X |
| 25 | PCB clip / M3 Threaded insert | 242 A 21710 X | 25 | PCB clip / M3 Threaded insert | 241 A 21860 X |
| 37 | PCB clip / M3 Threaded insert | 242 A 21720 X | 37 | PCB clip / M3 Threaded insert | 241 A 21870 X |
| 50 | PCB clip / M3 Threaded insert | 242 A 27290 X | 50 | PCB clip / M3 Threaded insert | 241 A 27390 X |
| 09 | PCB clip / 4-40 UNC Front spacer | 242 A 22520 X | 09 | PCB clip / 4-40 UNC Front spacer | 241 A 22620 X |
| 15 | PCB clip / 4-40 UNC Front spacer | 242 A 22530 X | 15 | PCB clip / 4-40 UNC Front spacer | 241 A 22630 X |
| 25 | PCB clip / 4-40 UNC Front spacer | 242 A 22540 X | 25 | PCB clip / 4-40 UNC Front spacer | 241 A 22640 X |
| 37 | PCB clip / 4-40 UNC Front spacer | 242 A 22550 X | 37 | PCB clip / 4-40 UNC Front spacer | 241 A 22650 X |
| 50 | PCB clip / 4-40 UNC Front spacer | 242 A 27330 X | 50 | PCB clip / 4-40 UNC Front spacer | 241 A 27430 X |
| 09 | PCB clip / M3 Front spacer | 242 A 22680 X | 09 | PCB clip / M3 Front spacer | 241 A 22780 X |
| 15 | PCB clip / M3 Front spacer | 242 A 22690 X | 15 | PCB clip / M3 Front spacer | 241 A 22790 X |
| 25 | PCB clip / M3 Front spacer | 242 A 22700 X | 25 | PCB clip / M3 Front spacer | 241 A 22800 X |
| 37 | PCB clip / M3 Front spacer | 242 A 22710 X | 37 | PCB clip / M3 Front spacer | 241 A 22810 X |
| 50 | PCB clip / M3 Front spacer | 242 A 27370 X | 50 | PCB clip / M3 Front spacer | 241 A 27470 X |

PCB clip .122"/3.1 ± .004"/0.10 mm hole diameter and .063"/1.6 mm circuit board thickness

C-FILTER D-SUB STANDARD

Solder pin – Angled – .590" / 14.19 mm – Precision machined contacts – Metal bracket

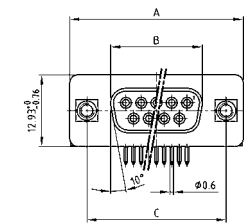


RoHS compliant – CSA listed, File No.: LR 115000-1 – UL listed, File No.: E202784

DESCRIPTION

- Mounting styles:
 - with mounting bracket and 4-40 UNC threaded insert
 - with mounting bracket, PCB clip and 4-40 UNC threaded insert
- Quality class 3 (also available in quality class 1)
- Shell: Steel tin plated (brass tin plated on request)

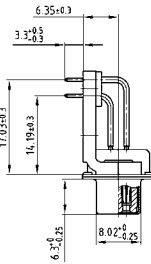
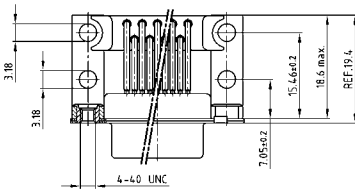
SOCKET CONNECTOR



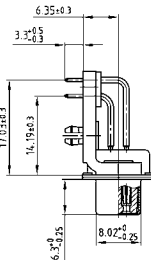
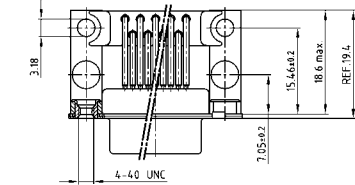
| No. of pos. | A -0.76 | B -0.25 | C |
|-------------|---------|---------|---|
| 09 | 31.19 | 16.46 | 25.00 ^{+0.12} / _{-0.13} |
| 15 | 39.52 | 24.79 | 33.30 ^{+0.15} / _{-0.10} |
| 25 | 53.42 | 38.50 | 47.04 ^{+0.13} / _{-0.10} |
| 37 | 69.70 | 54.96 | 63.50 ^{+0.13} / _{-0.10} |

PCB layout: Kat1kGIA

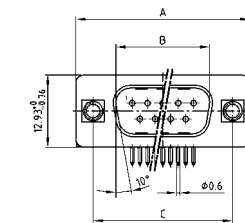
Mounting style: Threaded insert



Mounting style: PCB clip, threaded insert



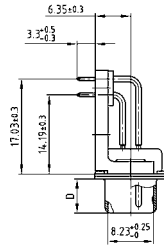
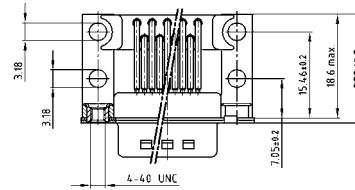
PLUG CONNECTOR



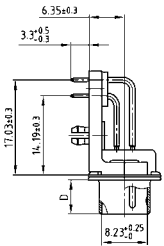
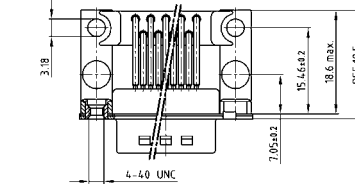
| No. of pos. | A -0.76 | B +0.25 | C | D -0.3 |
|-------------|---------|---------|---|--------|
| 09 | 31.19 | 16.79 | 25.00 ^{+0.12} / _{-0.13} | 6.12 |
| 15 | 39.52 | 25.12 | 33.30 ^{+0.15} / _{-0.10} | 6.12 |
| 25 | 53.42 | 38.84 | 47.04 ^{+0.13} / _{-0.10} | 5.99 |
| 37 | 69.70 | 55.30 | 63.50 ^{+0.13} / _{-0.10} | 5.99 |

PCB layout: Kat1kGJA

Mounting style: Threaded insert



Mounting style: PCB clip, threaded insert



ORDER DATA

Capacitance 180 pF

SOCKET CONNECTOR

| No. of pos. | Mounting style 4-40 UNC | Part Number |
|-------------|----------------------------|---------------|
| 09 | Threaded insert | 242 A 17260 X |
| 15 | Threaded insert | 242 A 17270 X |
| 25 | Threaded insert | 242 A 17280 X |
| 37 | Threaded insert | 242 A 17290 X |
| 09 | PCB clip / Threaded insert | 242 A 19290 X |
| 15 | PCB clip / Threaded insert | 242 A 19300 X |
| 25 | PCB clip / Threaded insert | 242 A 19310 X |
| 37 | PCB clip / Threaded insert | 242 A 19320 X |

PLUG CONNECTOR

| No. of pos. | Mounting style 4-40 UNC | Part Number |
|-------------|----------------------------|---------------|
| 09 | Threaded insert | 241 A 19880 X |
| 15 | Threaded insert | 241 A 19890 X |
| 25 | Threaded insert | 241 A 19900 X |
| 37 | Threaded insert | 241 A 19910 X |
| 09 | PCB clip / Threaded insert | 241 A 17700 X |
| 15 | PCB clip / Threaded insert | 241 A 17710 X |
| 25 | PCB clip / Threaded insert | 241 A 17720 X |
| 37 | PCB clip / Threaded insert | 241 A 17730 X |

PCB clip .122"/3.1 ± .004"/0.10 mm hole diameter and .063"/1.6 mm circuit board thickness

C-FILTER D-SUB STANDARD

Solder pin – Angled – .590" / 14.19 mm – Precision machined contacts – Metal bracket

ORDER DATA

| Capacitance 370 pF | | | | | |
|--------------------|----------------------------|---------------|----------------|----------------------------|---------------|
| SOCKET CONNECTOR | | | PLUG CONNECTOR | | |
| No. of pos. | Mounting style 4-40 UNC | Part Number | No. of pos. | Mounting style 4-40 UNC | Part Number |
| 09 | Threaded insert | 242 A 12580 X | 09 | Threaded insert | 241 A 12560 X |
| 15 | Threaded insert | 242 A 12590 X | 15 | Threaded insert | 241 A 12570 X |
| 25 | Threaded insert | 242 A 12600 X | 25 | Threaded insert | 241 A 12580 X |
| 37 | Threaded insert | 242 A 12610 X | 37 | Threaded insert | 241 A 12590 X |
| 09 | PCB clip / Threaded insert | 242 A 19250 X | 09 | PCB clip / Threaded insert | 241 A 17660 X |
| 15 | PCB clip / Threaded insert | 242 A 19260 X | 15 | PCB clip / Threaded insert | 241 A 17670 X |
| 25 | PCB clip / Threaded insert | 242 A 19270 X | 25 | PCB clip / Threaded insert | 241 A 17680 X |
| 37 | PCB clip / Threaded insert | 242 A 19280 X | 37 | PCB clip / Threaded insert | 241 A 17690 X |


| Capacitance 830 pF | | | | | |
|--------------------|----------------------------|---------------|----------------|----------------------------|---------------|
| SOCKET CONNECTOR | | | PLUG CONNECTOR | | |
| No. of pos. | Mounting style 4-40 UNC | Part Number | No. of pos. | Mounting style 4-40 UNC | Part Number |
| 09 | Threaded insert | 242 A 12660 X | 09 | Threaded insert | 241 A 12640 X |
| 15 | Threaded insert | 242 A 12670 X | 15 | Threaded insert | 241 A 12650 X |
| 25 | Threaded insert | 242 A 12680 X | 25 | Threaded insert | 241 A 12660 X |
| 37 | Threaded insert | 242 A 12690 X | 37 | Threaded insert | 241 A 12670 X |
| 09 | PCB clip / Threaded insert | 242 A 19210 X | 09 | PCB clip / Threaded insert | 241 A 17620 X |
| 15 | PCB clip / Threaded insert | 242 A 19220 X | 15 | PCB clip / Threaded insert | 241 A 17630 X |
| 25 | PCB clip / Threaded insert | 242 A 19230 X | 25 | PCB clip / Threaded insert | 241 A 17640 X |
| 37 | PCB clip / Threaded insert | 242 A 19240 X | 37 | PCB clip / Threaded insert | 241 A 17650 X |

| Capacitance 1300 pF | | | | | |
|---------------------|----------------------------|---------------|----------------|----------------------------|---------------|
| SOCKET CONNECTOR | | | PLUG CONNECTOR | | |
| No. of pos. | Mounting style 4-40 UNC | Part Number | No. of pos. | Mounting style 4-40 UNC | Part Number |
| 09 | Threaded insert | 242 A 12620 X | 09 | Threaded insert | 241 A 12600 X |
| 15 | Threaded insert | 242 A 12630 X | 15 | Threaded insert | 241 A 12610 X |
| 25 | Threaded insert | 242 A 12640 X | 25 | Threaded insert | 241 A 12620 X |
| 37 | Threaded insert | 242 A 12650 X | 37 | Threaded insert | 241 A 12630 X |
| 09 | PCB clip / Threaded insert | 242 A 19170 X | 09 | PCB clip / Threaded insert | 241 A 17580 X |
| 15 | PCB clip / Threaded insert | 242 A 19180 X | 15 | PCB clip / Threaded insert | 241 A 17590 X |
| 25 | PCB clip / Threaded insert | 242 A 19190 X | 25 | PCB clip / Threaded insert | 241 A 17600 X |
| 37 | PCB clip / Threaded insert | 242 A 19200 X | 37 | PCB clip / Threaded insert | 241 A 17610 X |

PCB clip .122" / 3.1 ± .004" / 0.10 mm hole diameter and .063" / 1.6 mm circuit board thickness

C-FILTER D-SUB STANDARD

Solder pin – Angled – .590" / 14.19 mm – Precision machined contacts – Short metal bracket

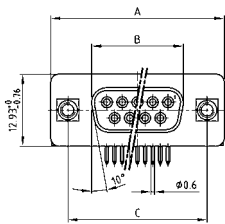


RoHS compliant – CSA listed, File No.: LR 115000-1 – UL listed, File No.: E202784

DESCRIPTION

- Mounting styles:
 - Mounting bracket, 4-40 UNC threaded insert
 - Mounting bracket, PCB clip and 4-40 UNC threaded insert
- Quality class 3 (also available in quality class 1)
- Shell: Steel tin plated (brass tin plated on request)

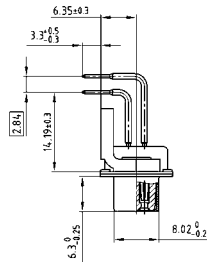
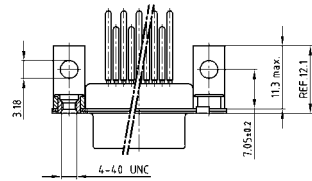
SOCKET CONNECTOR



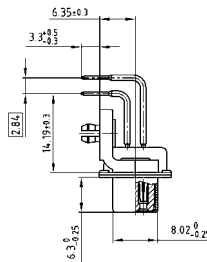
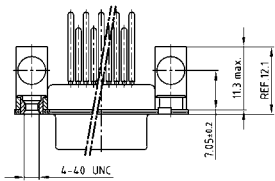
| No. of pos. | A -0.76 | B -0.25 | C |
|-------------|---------|---------|---|
| 09 | 31.19 | 16.46 | 25.00 ^{+0.12} / _{-0.13} |
| 15 | 39.52 | 24.79 | 33.30 ^{+0.15} / _{-0.10} |
| 25 | 53.42 | 38.50 | 47.04 ^{+0.13} / _{-0.13} |
| 37 | 69.70 | 54.96 | 63.50 ^{+0.13} / _{-0.13} |

PCB layout: Kat1kGXA

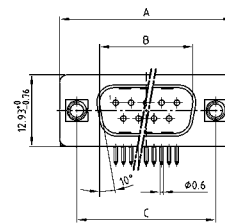
Mounting style: Threaded insert



Mounting style:
PCB clip, threaded insert



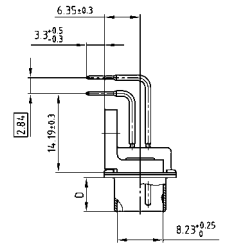
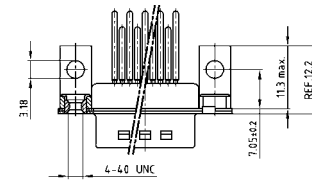
PLUG CONNECTOR



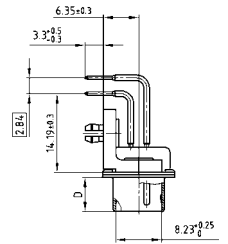
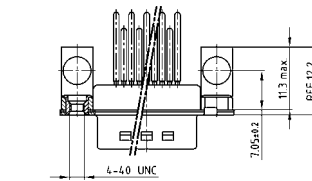
| No. of pos. | A -0.76 | B +0.25 | C | D -0.3 |
|-------------|---------|---------|---|--------|
| 09 | 31.19 | 16.79 | 25.00 ^{+0.12} / _{-0.13} | 6.12 |
| 15 | 39.52 | 25.12 | 33.30 ^{+0.15} / _{-0.10} | 6.12 |
| 25 | 53.42 | 38.84 | 47.04 ^{+0.13} / _{-0.13} | 5.99 |
| 37 | 69.70 | 55.30 | 63.50 ^{+0.13} / _{-0.13} | 5.99 |

PCB layout: Kat1kGYA

Mounting style: Threaded insert



Mounting style:
PCB clip, threaded insert



ORDER DATA

| SOCKET CONNECTOR | | | PLUG CONNECTOR | | |
|------------------|----------------------------|---------------|----------------|----------------------------|---------------|
| No. of pos. | Mounting style 4-40 UNC | Part Number | No. of pos. | Mounting style 4-40 UNC | Part Number |
| 09 | Threaded insert | 242 A 20290 X | 09 | Threaded insert | 241 A 20440 X |
| 15 | Threaded insert | 242 A 20300 X | 15 | Threaded insert | 241 A 20450 X |
| 25 | Threaded insert | 242 A 20310 X | 25 | Threaded insert | 241 A 20460 X |
| 37 | Threaded insert | 242 A 20320 X | 37 | Threaded insert | 241 A 20470 X |
| 09 | PCB clip / Threaded insert | 242 A 20450 X | 09 | PCB clip / Threaded insert | 241 A 20600 X |
| 15 | PCB clip / Threaded insert | 242 A 20460 X | 15 | PCB clip / Threaded insert | 241 A 20610 X |
| 25 | PCB clip / Threaded insert | 242 A 20470 X | 25 | PCB clip / Threaded insert | 241 A 20620 X |
| 37 | PCB clip / Threaded insert | 242 A 20480 X | 37 | PCB clip / Threaded insert | 241 A 20630 X |

PCB clip .122" / 3.1 ± .004" / 0.10 mm hole diameter and .063" / 1.6 mm circuit board thickness

C-FILTER D-SUB STANDARD

Solder pin – Angled – .590" / 14.19 mm – Precision machined contacts – Short metal bracket

ORDER DATA

| Capacitance 370 pF | | | | | |
|--------------------|----------------------------|---------------|----------------|----------------------------|---------------|
| SOCKET CONNECTOR | | | PLUG CONNECTOR | | |
| No. of pos. | Mounting style 4-40 UNC | Part Number | No. of pos. | Mounting style 4-40 UNC | Part Number |
| 09 | Threaded insert | 242 A 20330 X | 09 | Threaded insert | 241 A 20480 X |
| 15 | Threaded insert | 242 A 20340 X | 15 | Threaded insert | 241 A 20490 X |
| 25 | Threaded insert | 242 A 20350 X | 25 | Threaded insert | 241 A 20500 X |
| 37 | Threaded insert | 242 A 20360 X | 37 | Threaded insert | 241 A 20510 X |
| 09 | PCB clip / Threaded insert | 242 A 20490 X | 09 | PCB clip / Threaded insert | 241 A 20640 X |
| 15 | PCB clip / Threaded insert | 242 A 20500 X | 15 | PCB clip / Threaded insert | 241 A 20650 X |
| 25 | PCB clip / Threaded insert | 242 A 20510 X | 25 | PCB clip / Threaded insert | 241 A 20660 X |
| 37 | PCB clip / Threaded insert | 242 A 20520 X | 37 | PCB clip / Threaded insert | 241 A 20670 X |


| Capacitance 830 pF | | | | | |
|--------------------|----------------------------|---------------|----------------|----------------------------|---------------|
| SOCKET CONNECTOR | | | PLUG CONNECTOR | | |
| No. of pos. | Mounting style 4-40 UNC | Part Number | No. of pos. | Mounting style 4-40 UNC | Part Number |
| 09 | Threaded insert | 242 A 20370 X | 09 | Threaded insert | 241 A 20520 X |
| 15 | Threaded insert | 242 A 20380 X | 15 | Threaded insert | 241 A 20530 X |
| 25 | Threaded insert | 242 A 20390 X | 25 | Threaded insert | 241 A 20540 X |
| 37 | Threaded insert | 242 A 20400 X | 37 | Threaded insert | 241 A 20550 X |
| 09 | PCB clip / Threaded insert | 242 A 20530 X | 09 | PCB clip / Threaded insert | 241 A 20680 X |
| 15 | PCB clip / Threaded insert | 242 A 20540 X | 15 | PCB clip / Threaded insert | 241 A 20690 X |
| 25 | PCB clip / Threaded insert | 242 A 20550 X | 25 | PCB clip / Threaded insert | 241 A 20700 X |
| 37 | PCB clip / Threaded insert | 242 A 20560 X | 37 | PCB clip / Threaded insert | 241 A 20710 X |

| Capacitance 1300 pF | | | | | |
|---------------------|----------------------------|---------------|----------------|----------------------------|---------------|
| SOCKET CONNECTOR | | | PLUG CONNECTOR | | |
| No. of pos. | Mounting style 4-40 UNC | Part Number | No. of pos. | Mounting style 4-40 UNC | Part Number |
| 09 | Threaded insert | 242 A 20410 X | 09 | Threaded insert | 241 A 20560 X |
| 15 | Threaded insert | 242 A 20420 X | 15 | Threaded insert | 241 A 20570 X |
| 25 | Threaded insert | 242 A 20430 X | 25 | Threaded insert | 241 A 20580 X |
| 37 | Threaded insert | 242 A 20440 X | 37 | Threaded insert | 241 A 20590 X |
| 09 | PCB clip / Threaded insert | 242 A 20570 X | 09 | PCB clip / Threaded insert | 241 A 20720 X |
| 15 | PCB clip / Threaded insert | 242 A 20580 X | 15 | PCB clip / Threaded insert | 241 A 20730 X |
| 25 | PCB clip / Threaded insert | 242 A 20590 X | 25 | PCB clip / Threaded insert | 241 A 20740 X |
| 37 | PCB clip / Threaded insert | 242 A 20600 X | 37 | PCB clip / Threaded insert | 241 A 20750 X |

PCB clip .122" / 3.1 ± .004" / 0.10 mm hole diameter and .063" / 1.6 mm circuit board thickness

C-FILTER D-SUB STANDARD – DUAL PORT

Solder pin – Angled – Precision machined contacts – .625" / 15.88 mm connector spacing

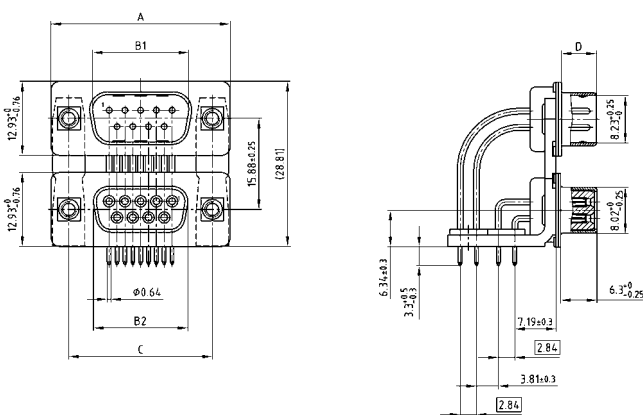


RoHS compliant – CSA listed, File No.: LR 115000-1 – UL listed, File No.: E202784

DESCRIPTION

- Variations: plug – plug; socket – socket; plug – socket
- Mounting styles:
 - with mounting bracket and 4-40 UNC threaded insert
 - with mounting bracket and 4-40 UNC front spacer
- Quality class 3 (also available in quality class 1)
- Shell: Steel tin plated (brass tin plated on request)

PRODUCT DRAWING

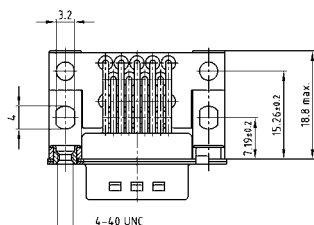


| No. of pos. | A -0.76 | B1 +0.25 | B2 -0.25 | C | D -0.30 |
|-------------|---------|----------|----------|---|---------|
| 2X 09 | 31.19 | 16.79 | 16.46 | 25.00 ^{+0.12} / _{-0.13} | 6.12 |
| 2X 15 | 39.52 | 25.12 | 24.79 | 33.30 ^{+0.15} / _{-0.10} | 6.12 |
| 2X 25 | 53.42 | 38.84 | 38.50 | 47.04 ^{+0.13} / _{-0.13} | 5.99 |
| 2X 37 | 69.70 | 55.30 | 54.96 | 63.50 ^{+0.13} / _{-0.13} | 5.99 |

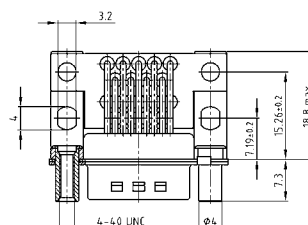
Graphically representation of only one variant!

PCB layout: Kat1iU5A / Kat1iU6A

Mounting style: Threaded insert



Mounting style: Front spacer



ORDER DATA

Capacitance 180 pF

| | VERSION WITH 4-40 UNC THREADED INSERT | | | | VERSION WITH 4-40 UNC FRONT SPACER | | | |
|--|---------------------------------------|------------------------------|-------------|---|------------------------------------|------------------------------|-------------|---|
| | No. of pos. | Design | Part Number | | No. of pos. | Design | Part Number | |
| | 09/09 | Plug upper / Plug bottom | 241 A 22300 | X | 09/09 | Plug upper / Plug bottom | 241 A 17420 | X |
| | 15/15 | Plug upper / Plug bottom | 241 A 22310 | X | 15/15 | Plug upper / Plug bottom | 241 A 17430 | X |
| | 25/25 | Plug upper / Plug bottom | 241 A 22320 | X | 25/25 | Plug upper / Plug bottom | 241 A 17440 | X |
| | 37/37 | Plug upper / Plug bottom | 241 A 22330 | X | 37/37 | Plug upper / Plug bottom | 241 A 17450 | X |
| | 09/09 | Plug upper / Socket bottom | 241 A 22340 | X | 09/09 | Plug upper / Socket bottom | 241 A 17460 | X |
| | 15/15 | Plug upper / Socket bottom | 241 A 22350 | X | 15/15 | Plug upper / Socket bottom | 241 A 17470 | X |
| | 25/25 | Plug upper / Socket bottom | 241 A 22360 | X | 25/25 | Plug upper / Socket bottom | 241 A 17480 | X |
| | 37/37 | Plug upper / Socket bottom | 241 A 22370 | X | 37/37 | Plug upper / Socket bottom | 241 A 17490 | X |
| | 09/09 | Socket upper / Socket bottom | 242 A 22000 | X | 09/09 | Socket upper / Socket bottom | 242 A 22080 | X |
| | 15/15 | Socket upper / Socket bottom | 242 A 22010 | X | 15/15 | Socket upper / Socket bottom | 242 A 22090 | X |
| | 25/25 | Socket upper / Socket bottom | 242 A 22020 | X | 25/25 | Socket upper / Socket bottom | 242 A 22100 | X |
| | 37/37 | Socket upper / Socket bottom | 242 A 22030 | X | 37/37 | Socket upper / Socket bottom | 242 A 22110 | X |
| | 09/09 | Socket upper / Plug bottom | 242 A 22040 | X | 09/09 | Socket upper / Plug bottom | 242 A 22120 | X |
| | 15/15 | Socket upper / Plug bottom | 242 A 22050 | X | 15/15 | Socket upper / Plug bottom | 242 A 22130 | X |
| | 25/25 | Socket upper / Plug bottom | 242 A 22060 | X | 25/25 | Socket upper / Plug bottom | 242 A 22140 | X |
| | 37/37 | Socket upper / Plug bottom | 242 A 22070 | X | 37/37 | Socket upper / Plug bottom | 242 A 22150 | X |

C-FILTER D-SUB STANDARD – DUAL PORT

Solder pin – Angled – Precision machined contacts – .625" / 15.88 mm connector spacing

ORDER DATA

Capacitance 370 pF

| | VERSION WITH 4-40 UNC THREADED INSERT | | | | VERSION WITH 4-40 UNC FRONT SPACER | | | |
|--|---------------------------------------|------------------------------|-------------|---|------------------------------------|------------------------------|-------------|---|
| | No. of pos. | Design | Part Number | | No. of pos. | Design | Part Number | |
| | 09/09 | Plug upper / Plug bottom | 241 A 14130 | X | 09/09 | Plug upper / Plug bottom | 241 A 14370 | X |
| | 15/15 | Plug upper / Plug bottom | 241 A 14140 | X | 15/15 | Plug upper / Plug bottom | 241 A 14380 | X |
| | 25/25 | Plug upper / Plug bottom | 241 A 14150 | X | 25/25 | Plug upper / Plug bottom | 241 A 14390 | X |
| | 37/37 | Plug upper / Plug bottom | 241 A 14160 | X | 37/37 | Plug upper / Plug bottom | 241 A 14400 | X |
| | 09/09 | Plug upper / Socket bottom | 241 A 14250 | X | 09/09 | Plug upper / Socket bottom | 241 A 14490 | X |
| | 15/15 | Plug upper / Socket bottom | 241 A 14260 | X | 15/15 | Plug upper / Socket bottom | 241 A 14500 | X |
| | 25/25 | Plug upper / Socket bottom | 241 A 14270 | X | 25/25 | Plug upper / Socket bottom | 241 A 14510 | X |
| | 37/37 | Plug upper / Socket bottom | 241 A 14280 | X | 37/37 | Plug upper / Socket bottom | 241 A 14520 | X |
| | 09/09 | Socket upper / Socket bottom | 242 A 14020 | X | 09/09 | Socket upper / Socket bottom | 242 A 14260 | X |
| | 15/15 | Socket upper / Socket bottom | 242 A 14030 | X | 15/15 | Socket upper / Socket bottom | 242 A 14270 | X |
| | 25/25 | Socket upper / Socket bottom | 242 A 14040 | X | 25/25 | Socket upper / Socket bottom | 242 A 14280 | X |
| | 37/37 | Socket upper / Socket bottom | 242 A 14050 | X | 37/37 | Socket upper / Socket bottom | 242 A 14290 | X |
| | 09/09 | Socket upper / Plug bottom | 242 A 14140 | X | 09/09 | Socket upper / Plug bottom | 242 A 14380 | X |
| | 15/15 | Socket upper / Plug bottom | 242 A 14150 | X | 15/15 | Socket upper / Plug bottom | 242 A 14390 | X |
| | 25/25 | Socket upper / Plug bottom | 242 A 14160 | X | 25/25 | Socket upper / Plug bottom | 242 A 14400 | X |
| | 37/37 | Socket upper / Plug bottom | 242 A 14170 | X | 37/37 | Socket upper / Plug bottom | 242 A 14410 | X |

Capacitance 830 pF


| | VERSION WITH 4-40 UNC THREADED INSERT | | | | VERSION WITH 4-40 UNC FRONT SPACER | | | |
|--|---------------------------------------|------------------------------|-------------|---|------------------------------------|------------------------------|-------------|---|
| | No. of pos. | Design | Part Number | | No. of pos. | Design | Part Number | |
| | 09/09 | Plug upper / Plug bottom | 241 A 14210 | X | 09/09 | Plug upper / Plug bottom | 241 A 14450 | X |
| | 15/15 | Plug upper / Plug bottom | 241 A 14220 | X | 15/15 | Plug upper / Plug bottom | 241 A 14460 | X |
| | 25/25 | Plug upper / Plug bottom | 241 A 14230 | X | 25/25 | Plug upper / Plug bottom | 241 A 14470 | X |
| | 37/37 | Plug upper / Plug bottom | 241 A 14240 | X | 37/37 | Plug upper / Plug bottom | 241 A 14480 | X |
| | 09/09 | Plug upper / Socket bottom | 241 A 14330 | X | 09/09 | Plug upper / Socket bottom | 241 A 14570 | X |
| | 15/15 | Plug upper / Socket bottom | 241 A 14340 | X | 15/15 | Plug upper / Socket bottom | 241 A 14580 | X |
| | 25/25 | Plug upper / Socket bottom | 241 A 14350 | X | 25/25 | Plug upper / Socket bottom | 241 A 14590 | X |
| | 37/37 | Plug upper / Socket bottom | 241 A 14360 | X | 37/37 | Plug upper / Socket bottom | 241 A 14600 | X |
| | 09/09 | Socket upper / Socket bottom | 242 A 14100 | X | 09/09 | Socket upper / Socket bottom | 242 A 14340 | X |
| | 15/15 | Socket upper / Socket bottom | 242 A 14110 | X | 15/15 | Socket upper / Socket bottom | 242 A 14350 | X |
| | 25/25 | Socket upper / Socket bottom | 242 A 14120 | X | 25/25 | Socket upper / Socket bottom | 242 A 14360 | X |
| | 37/37 | Socket upper / Socket bottom | 242 A 14130 | X | 37/37 | Socket upper / Socket bottom | 242 A 14370 | X |
| | 09/09 | Socket upper / Plug bottom | 242 A 14220 | X | 09/09 | Socket upper / Plug bottom | 242 A 14460 | X |
| | 15/15 | Socket upper / Plug bottom | 242 A 14230 | X | 15/15 | Socket upper / Plug bottom | 242 A 14470 | X |
| | 25/25 | Socket upper / Plug bottom | 242 A 14240 | X | 25/25 | Socket upper / Plug bottom | 242 A 14480 | X |
| | 37/37 | Socket upper / Plug bottom | 242 A 14250 | X | 37/37 | Socket upper / Plug bottom | 242 A 14490 | X |

Capacitance 1300 pF

| | VERSION WITH 4-40 UNC THREADED INSERT | | | | VERSION WITH 4-40 UNC FRONT SPACER | | | |
|--|---------------------------------------|------------------------------|-------------|---|------------------------------------|------------------------------|-------------|---|
| | No. of pos. | Design | Part Number | | No. of pos. | Design | Part Number | |
| | 09/09 | Plug upper / Plug bottom | 241 A 14170 | X | 09/09 | Plug upper / Plug bottom | 241 A 14410 | X |
| | 15/15 | Plug upper / Plug bottom | 241 A 14180 | X | 15/15 | Plug upper / Plug bottom | 241 A 14420 | X |
| | 25/25 | Plug upper / Plug bottom | 241 A 14190 | X | 25/25 | Plug upper / Plug bottom | 241 A 14430 | X |
| | 37/37 | Plug upper / Plug bottom | 241 A 14200 | X | 37/37 | Plug upper / Plug bottom | 241 A 14440 | X |
| | 09/09 | Plug upper / Socket bottom | 241 A 14290 | X | 09/09 | Plug upper / Socket bottom | 241 A 14530 | X |
| | 15/15 | Plug upper / Socket bottom | 241 A 14300 | X | 15/15 | Plug upper / Socket bottom | 241 A 14540 | X |
| | 25/25 | Plug upper / Socket bottom | 241 A 14310 | X | 25/25 | Plug upper / Socket bottom | 241 A 14550 | X |
| | 37/37 | Plug upper / Socket bottom | 241 A 14320 | X | 37/37 | Plug upper / Socket bottom | 241 A 14560 | X |
| | 09/09 | Socket upper / Socket bottom | 242 A 14060 | X | 09/09 | Socket upper / Socket bottom | 242 A 14300 | X |
| | 15/15 | Socket upper / Socket bottom | 242 A 14070 | X | 15/15 | Socket upper / Socket bottom | 242 A 14310 | X |
| | 25/25 | Socket upper / Socket bottom | 242 A 14080 | X | 25/25 | Socket upper / Socket bottom | 242 A 14320 | X |
| | 37/37 | Socket upper / Socket bottom | 242 A 14090 | X | 37/37 | Socket upper / Socket bottom | 242 A 14330 | X |
| | 09/09 | Socket upper / Plug bottom | 242 A 14180 | X | 09/09 | Socket upper / Plug bottom | 242 A 14420 | X |
| | 15/15 | Socket upper / Plug bottom | 242 A 14190 | X | 15/15 | Socket upper / Plug bottom | 242 A 14430 | X |
| | 25/25 | Socket upper / Plug bottom | 242 A 14200 | X | 25/25 | Socket upper / Plug bottom | 242 A 14440 | X |
| | 37/37 | Socket upper / Plug bottom | 242 A 14210 | X | 37/37 | Socket upper / Plug bottom | 242 A 14450 | X |

C-FILTER D-SUB STANDARD – DUAL PORT

Solder pin – Angled – Precision machined contacts – .780" / 19.05 mm connector spacing

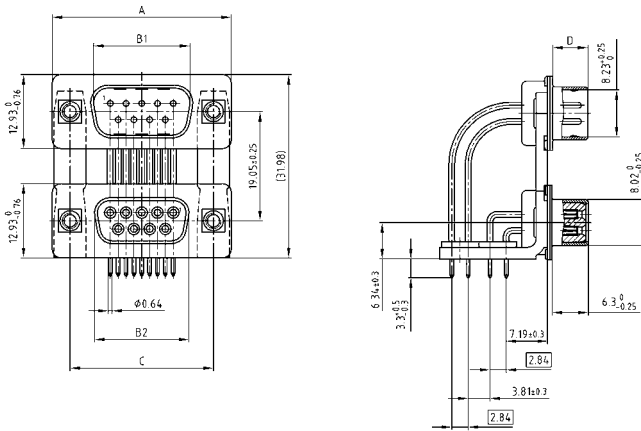


RoHS compliant – CSA listed, File No.: LR 115000-1 – UL listed, File No.: E202784

DESCRIPTION

- Variations: plug – plug; socket – socket; plug – socket
- Mounting styles:
 - with mounting bracket and 4-40 UNC threaded insert
 - with mounting bracket and 4-40 UNC front spacer
- Quality class 3 (also available in quality class 1)
- Shell: Steel tin plated (brass tin plated on request)

PRODUCT DRAWING

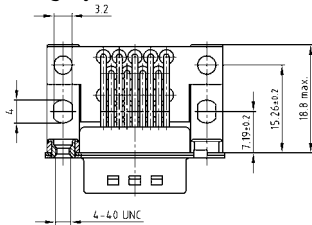


| No. of pos. | A -0.76 | B1 +0.25 | B2 -0.25 | C | D -0.30 |
|-------------|---------|----------|----------|--------------------------|---------|
| 2X 09 | 31.19 | 16.79 | 16.46 | 25.00 $^{+0.12}_{-0.13}$ | 6.12 |
| 2X 15 | 39.52 | 25.12 | 24.79 | 33.30 $^{+0.15}_{-0.10}$ | 6.12 |
| 2X 25 | 53.42 | 38.84 | 38.50 | 47.04 $^{+0.13}_{-0.13}$ | 5.99 |
| 2X 37 | 69.70 | 55.30 | 54.96 | 63.50 $^{+0.13}_{-0.13}$ | 5.99 |

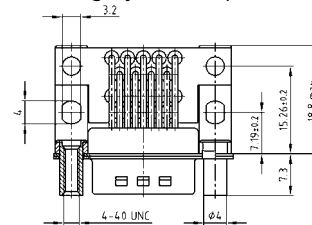
Graphically representation of only one variant!

PCB layout: Kat1iU5A / Kat1iU6A

Mounting style: Threaded insert



Mounting style: Front spacer



ORDER DATA

Capacitance 180 pF

VERSION WITH 4-40 UNC THREADED INSERT

| No. of pos. | Design | Part Number |
|-------------|------------------------------|---------------|
| 09/09 | Plug upper / Plug bottom | 241 A 17500 X |
| 15/15 | Plug upper / Plug bottom | 241 A 17510 X |
| 25/25 | Plug upper / Plug bottom | 241 A 17520 X |
| 37/37 | Plug upper / Plug bottom | 241 A 17530 X |
| 09/09 | Plug upper / Socket bottom | 241 A 17540 X |
| 15/15 | Plug upper / Socket bottom | 241 A 17550 X |
| 25/25 | Plug upper / Socket bottom | 241 A 17560 X |
| 37/37 | Plug upper / Socket bottom | 241 A 17570 X |
| 09/09 | Socket upper / Socket bottom | 242 A 22160 X |
| 15/15 | Socket upper / Socket bottom | 242 A 22170 X |
| 25/25 | Socket upper / Socket bottom | 242 A 22180 X |
| 37/37 | Socket upper / Socket bottom | 242 A 22190 X |
| 09/09 | Socket upper / Plug bottom | 242 A 22200 X |
| 15/15 | Socket upper / Plug bottom | 242 A 22210 X |
| 25/25 | Socket upper / Plug bottom | 242 A 22220 X |
| 37/37 | Socket upper / Plug bottom | 242 A 22230 X |

VERSION WITH 4-40 UNC FRONT SPACER

| No. of pos. | Design | Part Number |
|-------------|------------------------------|---------------|
| 09/09 | Plug upper / Plug bottom | 241 A 22380 X |
| 15/15 | Plug upper / Plug bottom | 241 A 22390 X |
| 25/25 | Plug upper / Plug bottom | 241 A 22400 X |
| 37/37 | Plug upper / Plug bottom | 241 A 22410 X |
| 09/09 | Plug upper / Socket bottom | 241 A 22420 X |
| 15/15 | Plug upper / Socket bottom | 241 A 22430 X |
| 25/25 | Plug upper / Socket bottom | 241 A 22440 X |
| 37/37 | Plug upper / Socket bottom | 241 A 22450 X |
| 09/09 | Socket upper / Socket bottom | 242 A 22240 X |
| 15/15 | Socket upper / Socket bottom | 242 A 22250 X |
| 25/25 | Socket upper / Socket bottom | 242 A 22260 X |
| 37/37 | Socket upper / Socket bottom | 242 A 22270 X |
| 09/09 | Socket upper / Plug bottom | 242 A 22280 X |
| 15/15 | Socket upper / Plug bottom | 242 A 22290 X |
| 25/25 | Socket upper / Plug bottom | 242 A 22300 X |
| 37/37 | Socket upper / Plug bottom | 242 A 22310 X |

C-FILTER D-SUB STANDARD – DUAL POR

Solder pin – Angled – Precision machined contacts – .780" / 19.05 mm connector spacing

ORDER DATA

Capacitance 370 pF

| | VERSION WITH 4-40 UNC THREADED INSERT | | | | VERSION WITH 4-40 UNC FRONT SPACER | | | |
|--|---------------------------------------|------------------------------|-------------|---|------------------------------------|------------------------------|-------------|---|
| | No. of pos. | Design | Part Number | | No. of pos. | Design | Part Number | |
| | 09/09 | Plug upper / Plug bottom | 241 A 14610 | X | 09/09 | Plug upper / Plug bottom | 241 A 14850 | X |
| | 15/15 | Plug upper / Plug bottom | 241 A 14620 | X | 15/15 | Plug upper / Plug bottom | 241 A 14860 | X |
| | 25/25 | Plug upper / Plug bottom | 241 A 14630 | X | 25/25 | Plug upper / Plug bottom | 241 A 14870 | X |
| | 37/37 | Plug upper / Plug bottom | 241 A 14640 | X | 37/37 | Plug upper / Plug bottom | 241 A 14880 | X |
| | 09/09 | Plug upper / Socket bottom | 241 A 14730 | X | 09/09 | Plug upper / Socket bottom | 241 A 14970 | X |
| | 15/15 | Plug upper / Socket bottom | 241 A 14740 | X | 15/15 | Plug upper / Socket bottom | 241 A 14980 | X |
| | 25/25 | Plug upper / Socket bottom | 241 A 14750 | X | 25/25 | Plug upper / Socket bottom | 241 A 14990 | X |
| | 37/37 | Plug upper / Socket bottom | 241 A 14760 | X | 37/37 | Plug upper / Socket bottom | 241 A 15000 | X |
| | 09/09 | Socket upper / Socket bottom | 242 A 14500 | X | 09/09 | Socket upper / Socket bottom | 242 A 14740 | X |
| | 15/15 | Socket upper / Socket bottom | 242 A 14510 | X | 15/15 | Socket upper / Socket bottom | 242 A 14750 | X |
| | 25/25 | Socket upper / Socket bottom | 242 A 14520 | X | 25/25 | Socket upper / Socket bottom | 242 A 14760 | X |
| | 37/37 | Socket upper / Socket bottom | 242 A 14530 | X | 37/37 | Socket upper / Socket bottom | 242 A 14770 | X |
| | 09/09 | Socket upper / Plug bottom | 242 A 14620 | X | 09/09 | Socket upper / Plug bottom | 242 A 14860 | X |
| | 15/15 | Socket upper / Plug bottom | 242 A 14630 | X | 15/15 | Socket upper / Plug bottom | 242 A 14870 | X |
| | 25/25 | Socket upper / Plug bottom | 242 A 14640 | X | 25/25 | Socket upper / Plug bottom | 242 A 14880 | X |
| | 37/37 | Socket upper / Plug bottom | 242 A 14650 | X | 37/37 | Socket upper / Plug bottom | 242 A 14890 | X |

Capacitance 830 pF


| | VERSION WITH 4-40 UNC THREADED INSERT | | | | VERSION WITH 4-40 UNC FRONT SPACER | | | |
|--|---------------------------------------|------------------------------|-------------|---|------------------------------------|------------------------------|-------------|---|
| | No. of pos. | Design | Part Number | | No. of pos. | Design | Part Number | |
| | 09/09 | Plug upper / Plug bottom | 241 A 14690 | X | 09/09 | Plug upper / Plug bottom | 241 A 14930 | X |
| | 15/15 | Plug upper / Plug bottom | 241 A 14700 | X | 15/15 | Plug upper / Plug bottom | 241 A 14940 | X |
| | 25/25 | Plug upper / Plug bottom | 241 A 14710 | X | 25/25 | Plug upper / Plug bottom | 241 A 14950 | X |
| | 37/37 | Plug upper / Plug bottom | 241 A 14720 | X | 37/37 | Plug upper / Plug bottom | 241 A 14960 | X |
| | 09/09 | Plug upper / Socket bottom | 241 A 14810 | X | 09/09 | Plug upper / Socket bottom | 241 A 15050 | X |
| | 15/15 | Plug upper / Socket bottom | 241 A 14820 | X | 15/15 | Plug upper / Socket bottom | 241 A 15060 | X |
| | 25/25 | Plug upper / Socket bottom | 241 A 14830 | X | 25/25 | Plug upper / Socket bottom | 241 A 15070 | X |
| | 37/37 | Plug upper / Socket bottom | 241 A 14840 | X | 37/37 | Plug upper / Socket bottom | 241 A 15080 | X |
| | 09/09 | Socket upper / Socket bottom | 242 A 14580 | X | 09/09 | Socket upper / Socket bottom | 242 A 14820 | X |
| | 15/15 | Socket upper / Socket bottom | 242 A 14590 | X | 15/15 | Socket upper / Socket bottom | 242 A 14830 | X |
| | 25/25 | Socket upper / Socket bottom | 242 A 14600 | X | 25/25 | Socket upper / Socket bottom | 242 A 14840 | X |
| | 37/37 | Socket upper / Socket bottom | 242 A 14610 | X | 37/37 | Socket upper / Socket bottom | 242 A 14850 | X |
| | 09/09 | Socket upper / Plug bottom | 242 A 14700 | X | 09/09 | Socket upper / Plug bottom | 242 A 14940 | X |
| | 15/15 | Socket upper / Plug bottom | 242 A 14710 | X | 15/15 | Socket upper / Plug bottom | 242 A 14950 | X |
| | 25/25 | Socket upper / Plug bottom | 242 A 14720 | X | 25/25 | Socket upper / Plug bottom | 242 A 14960 | X |
| | 37/37 | Socket upper / Plug bottom | 242 A 14730 | X | 37/37 | Socket upper / Plug bottom | 242 A 14970 | X |

Capacitance 1300 pF

| | VERSION WITH 4-40 UNC THREADED INSERT | | | | VERSION WITH 4-40 UNC FRONT SPACER | | | |
|--|---------------------------------------|------------------------------|-------------|---|------------------------------------|------------------------------|-------------|---|
| | No. of pos. | Design | Part Number | | No. of pos. | Design | Part Number | |
| | 09/09 | Plug upper / Plug bottom | 241 A 14650 | X | 09/09 | Plug upper / Plug bottom | 241 A 14890 | X |
| | 15/15 | Plug upper / Plug bottom | 241 A 14660 | X | 15/15 | Plug upper / Plug bottom | 241 A 14900 | X |
| | 25/25 | Plug upper / Plug bottom | 241 A 14670 | X | 25/25 | Plug upper / Plug bottom | 241 A 14910 | X |
| | 37/37 | Plug upper / Plug bottom | 241 A 14680 | X | 37/37 | Plug upper / Plug bottom | 241 A 14920 | X |
| | 09/09 | Plug upper / Socket bottom | 241 A 14770 | X | 09/09 | Plug upper / Socket bottom | 241 A 15010 | X |
| | 15/15 | Plug upper / Socket bottom | 241 A 14780 | X | 15/15 | Plug upper / Socket bottom | 241 A 15020 | X |
| | 25/25 | Plug upper / Socket bottom | 241 A 14790 | X | 25/25 | Plug upper / Socket bottom | 241 A 15030 | X |
| | 37/37 | Plug upper / Socket bottom | 241 A 14800 | X | 37/37 | Plug upper / Socket bottom | 241 A 15040 | X |
| | 09/09 | Socket upper / Socket bottom | 242 A 14540 | X | 09/09 | Socket upper / Socket bottom | 242 A 14780 | X |
| | 15/15 | Socket upper / Socket bottom | 242 A 14550 | X | 15/15 | Socket upper / Socket bottom | 242 A 14790 | X |
| | 25/25 | Socket upper / Socket bottom | 242 A 14560 | X | 25/25 | Socket upper / Socket bottom | 242 A 14800 | X |
| | 37/37 | Socket upper / Socket bottom | 242 A 14570 | X | 37/37 | Socket upper / Socket bottom | 242 A 14810 | X |
| | 09/09 | Socket upper / Plug bottom | 242 A 14660 | X | 09/09 | Socket upper / Plug bottom | 242 A 14900 | X |
| | 15/15 | Socket upper / Plug bottom | 242 A 14670 | X | 15/15 | Socket upper / Plug bottom | 242 A 14910 | X |
| | 25/25 | Socket upper / Plug bottom | 242 A 14680 | X | 25/25 | Socket upper / Plug bottom | 242 A 14920 | X |
| | 37/37 | Socket upper / Plug bottom | 242 A 14690 | X | 37/37 | Socket upper / Plug bottom | 242 A 14930 | X |

LC-FILTER D-SUB STANDARD

Solder pin – Angled – .283" / 7.19 mm – Precision machined contacts – Metal bracket

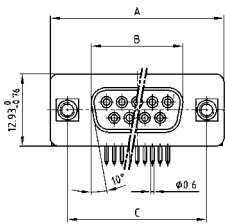


RoHS compliant – CSA listed, File No.: LR 115000-1 – UL listed, File No.: E202784

DESCRIPTION

- Mounting styles:
 - Mounting bracket with 4-40 UNC threaded insert
 - Mounting bracket with PCB clip and 4-40 UNC threaded insert
- Quality class 3 (also available in quality class 1)
- Shell: Steel tin plated (brass tin plated on request)

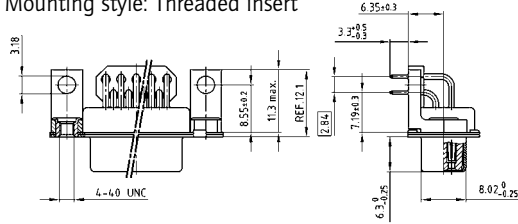
SOCKET CONNECTOR



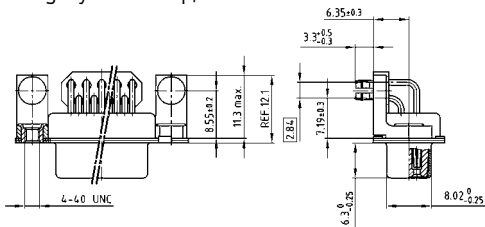
| No. of pos. | A -0.76 | B -0.25 | C |
|-------------|---------|---------|---|
| 09 | 31.19 | 16.46 | 25.00 ^{+0.12} / _{-0.13} |
| 15 | 39.52 | 24.79 | 33.30 ^{+0.15} / _{-0.10} |
| 25 | 53.42 | 38.50 | 47.04 ^{+0.13} / _{-0.13} |
| 37 | 69.70 | 54.96 | 63.50 ^{+0.13} / _{-0.13} |

PCB layout: Kat1kGEA

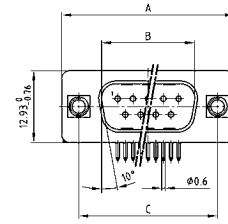
Mounting style: Threaded insert



Mounting style: PCB clip, threaded insert



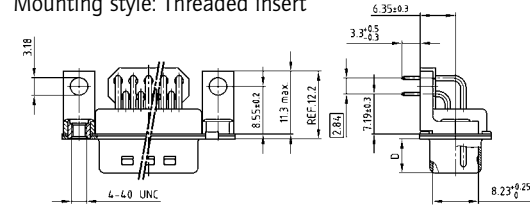
PLUG CONNECTOR



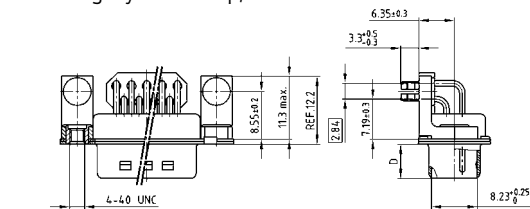
| No. of pos. | A -0.76 | B +0.25 | C | D -0.3 |
|-------------|---------|---------|---|--------|
| 09 | 31.19 | 16.79 | 25.00 ^{+0.12} / _{-0.13} | 6.12 |
| 15 | 39.52 | 25.12 | 33.30 ^{+0.15} / _{-0.10} | 6.12 |
| 25 | 53.42 | 38.84 | 47.04 ^{+0.13} / _{-0.13} | 5.99 |
| 37 | 69.70 | 55.30 | 63.50 ^{+0.13} / _{-0.13} | 5.99 |

PCB layout: Kat1kGFA

Mounting style: Threaded insert



Mounting style: PCB clip, threaded insert



ORDER DATA

Capacitance 180 pF

SOCKET CONNECTOR

| No. of pos. | Mounting style 4-40 UNC | Part Number |
|-------------|----------------------------|---------------|
| 09 | Threaded insert | 242 A 24660 X |
| 15 | Threaded insert | 242 A 24670 X |
| 25 | Threaded insert | 242 A 24680 X |
| 37 | Threaded insert | 242 A 24690 X |
| 09 | PCB clip / Threaded insert | 242 A 24820 X |
| 15 | PCB clip / Threaded insert | 242 A 24830 X |
| 25 | PCB clip / Threaded insert | 242 A 24840 X |
| 37 | PCB clip / Threaded insert | 242 A 24850 X |

PLUG CONNECTOR

| No. of pos. | Mounting style 4-40 UNC | Part Number |
|-------------|----------------------------|---------------|
| 09 | Threaded insert | 241 A 24760 X |
| 15 | Threaded insert | 241 A 24770 X |
| 25 | Threaded insert | 241 A 24780 X |
| 37 | Threaded insert | 241 A 24790 X |
| 09 | PCB clip / Threaded insert | 241 A 24920 X |
| 15 | PCB clip / Threaded insert | 241 A 24930 X |
| 25 | PCB clip / Threaded insert | 241 A 24940 X |
| 37 | PCB clip / Threaded insert | 241 A 24950 X |

PCB clip .122" / 3.1 ± .004" / 0.10 mm hole diameter and .063" / 1.6 mm circuit board thickness

LC-FILTER D-SUB STANDARD

Solder pin – Angled – .283" / 7.19 mm – Precision machined contacts – Metal bracket

ORDER DATA

Capacitance 370 pF

| SOCKET CONNECTOR | | | PLUG CONNECTOR | | |
|------------------|----------------------------|---------------|----------------|----------------------------|---------------|
| No. of pos. | Mounting style 4-40 UNC | Part Number | No. of pos. | Mounting style 4-40 UNC | Part Number |
| 09 | Threaded insert | 242 A 24700 X | 09 | Threaded insert | 241 A 24800 X |
| 15 | Threaded insert | 242 A 24710 X | 15 | Threaded insert | 241 A 24810 X |
| 25 | Threaded insert | 242 A 24720 X | 25 | Threaded insert | 241 A 24820 X |
| 37 | Threaded insert | 242 A 24730 X | 37 | Threaded insert | 241 A 24830 X |
| 09 | PCB clip / Threaded insert | 242 A 24860 X | 09 | PCB clip / Threaded insert | 241 A 24960 X |
| 15 | PCB clip / Threaded insert | 242 A 24870 X | 15 | PCB clip / Threaded insert | 241 A 24970 X |
| 25 | PCB clip / Threaded insert | 242 A 24880 X | 25 | PCB clip / Threaded insert | 241 A 24980 X |
| 37 | PCB clip / Threaded insert | 242 A 24890 X | 37 | PCB clip / Threaded insert | 241 A 24990 X |

Capacitance 830 pF

| SOCKET CONNECTOR | | | PLUG CONNECTOR | | |
|------------------|----------------------------|---------------|----------------|----------------------------|---------------|
| No. of pos. | Mounting style 4-40 UNC | Part Number | No. of pos. | Mounting style 4-40 UNC | Part Number |
| 09 | Threaded insert | 242 A 24740 X | 09 | Threaded insert | 241 A 24840 X |
| 15 | Threaded insert | 242 A 24750 X | 15 | Threaded insert | 241 A 24850 X |
| 25 | Threaded insert | 242 A 24760 X | 25 | Threaded insert | 241 A 24860 X |
| 37 | Threaded insert | 242 A 24770 X | 37 | Threaded insert | 241 A 24870 X |
| 09 | PCB clip / Threaded insert | 242 A 24900 X | 09 | PCB clip / Threaded insert | 241 A 25000 X |
| 15 | PCB clip / Threaded insert | 242 A 24910 X | 15 | PCB clip / Threaded insert | 241 A 25010 X |
| 25 | PCB clip / Threaded insert | 242 A 24920 X | 25 | PCB clip / Threaded insert | 241 A 25020 X |
| 37 | PCB clip / Threaded insert | 242 A 24930 X | 37 | PCB clip / Threaded insert | 241 A 25030 X |


Capacitance 1300 pF

| SOCKET CONNECTOR | | | PLUG CONNECTOR | | |
|------------------|----------------------------|---------------|----------------|----------------------------|---------------|
| No. of pos. | Mounting style 4-40 UNC | Part Number | No. of pos. | Mounting style 4-40 UNC | Part Number |
| 09 | Threaded insert | 242 A 24780 X | 09 | Threaded insert | 241 A 24880 X |
| 15 | Threaded insert | 242 A 24790 X | 15 | Threaded insert | 241 A 24890 X |
| 25 | Threaded insert | 242 A 24800 X | 25 | Threaded insert | 241 A 24900 X |
| 37 | Threaded insert | 242 A 24810 X | 37 | Threaded insert | 241 A 24910 X |
| 09 | PCB clip / Threaded insert | 242 A 24940 X | 09 | PCB clip / Threaded insert | 241 A 25040 X |
| 15 | PCB clip / Threaded insert | 242 A 24950 X | 15 | PCB clip / Threaded insert | 241 A 25050 X |
| 25 | PCB clip / Threaded insert | 242 A 24960 X | 25 | PCB clip / Threaded insert | 241 A 25060 X |
| 37 | PCB clip / Threaded insert | 242 A 24970 X | 37 | PCB clip / Threaded insert | 241 A 25070 X |

PCB clip .122" / 3.1 ± .004" / 0.10 mm hole diameter and .063" / 1.6 mm circuit board thickness

LC-FILTER D-SUB STANDARD

Solder pin – Angled – .370" / 9.4 mm – Precision machined contacts – Metal bracket

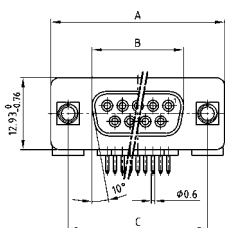


RoHS compliant – CSA listed, File No.: LR 115000-1 – UL listed, File No.: E202784

DESCRIPTION

- Mounting styles:
 - Mounting bracket with 4-40 UNC or M3 threaded insert
 - Mounting bracket with PCB clip and 4-40 UNC or M3 threaded insert
- Quality class 3 (also available in quality class 1)
- Shell: Steel tin plated (brass tin plated on request)

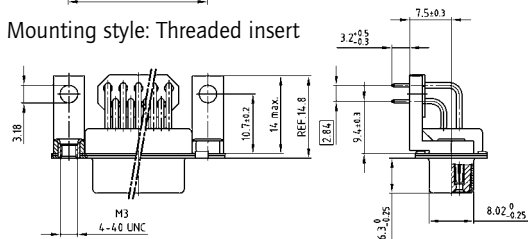
SOCKET CONNECTOR



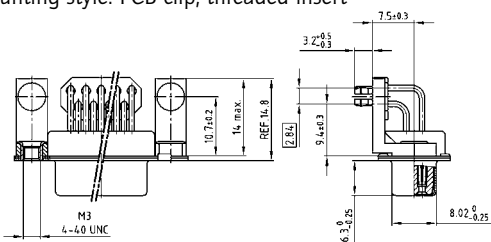
| No. of pos. | A -0.76 | B -0.25 | C |
|-------------|---------|---------|---|
| 09 | 31.19 | 16.46 | 25.00 ^{+0.12} / _{-0.13} |
| 15 | 39.52 | 24.79 | 33.30 ^{+0.15} / _{-0.10} |
| 25 | 53.42 | 38.50 | 47.04 ^{+0.13} |
| 37 | 69.70 | 54.96 | 63.50 ^{+0.13} |

PCB layout: Kat1kGGA

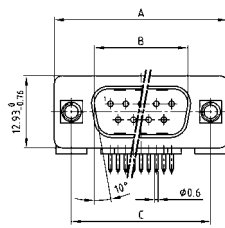
Mounting style: Threaded insert



Mounting style: PCB clip, threaded insert



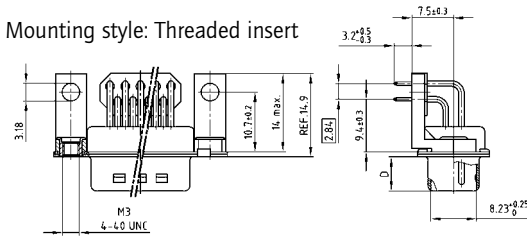
PLUG CONNECTOR



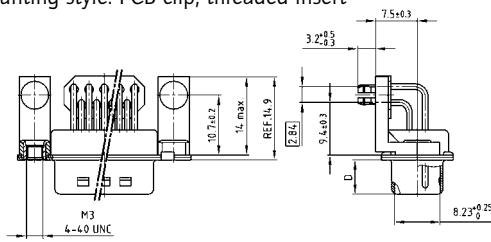
| No. of pos. | A -0.76 | B +0.25 | C | D -0.3 |
|-------------|---------|---------|---|--------|
| 09 | 31.19 | 16.79 | 25.00 ^{+0.12} / _{-0.13} | 6.12 |
| 15 | 39.52 | 25.12 | 33.30 ^{+0.15} / _{-0.10} | 6.12 |
| 25 | 53.42 | 38.84 | 47.04 ^{+0.13} | 5.99 |
| 37 | 69.70 | 55.30 | 63.50 ^{+0.13} | 5.99 |

PCB layout: Kat1kGHA

Mounting style: Threaded insert



Mounting style: PCB clip, threaded insert



ORDER DATA

Capacitance 180 pF

SOCKET CONNECTOR

| No. of pos. | Mounting style | Part Number |
|-------------|-------------------------------------|---------------|
| 09 | 4-40 UNC Threaded insert | 242 A 24980 X |
| 15 | 4-40 UNC Threaded insert | 242 A 24990 X |
| 25 | 4-40 UNC Threaded insert | 242 A 25000 X |
| 37 | 4-40 UNC Threaded insert | 242 A 25010 X |
| 09 | M3 Threaded insert | 242 A 25140 X |
| 15 | M3 Threaded insert | 242 A 25150 X |
| 25 | M3 Threaded insert | 242 A 25160 X |
| 37 | M3 Threaded insert | 242 A 25170 X |
| 09 | PCB clip / 4-40 UNC Threaded insert | 242 A 25300 X |
| 15 | PCB clip / 4-40 UNC Threaded insert | 242 A 25310 X |
| 25 | PCB clip / 4-40 UNC Threaded insert | 242 A 25320 X |
| 37 | PCB clip / 4-40 UNC Threaded insert | 242 A 25330 X |
| 09 | PCB clip / M3 Threaded insert | 242 A 25460 X |
| 15 | PCB clip / M3 Threaded insert | 242 A 25470 X |
| 25 | PCB clip / M3 Threaded insert | 242 A 25480 X |
| 37 | PCB clip / M3 Threaded insert | 242 A 25490 X |

PLUG CONNECTOR

| No. of pos. | Mounting style | Part Number |
|-------------|-------------------------------------|---------------|
| 09 | 4-40 UNC Threaded insert | 241 A 25080 X |
| 15 | 4-40 UNC Threaded insert | 241 A 25090 X |
| 25 | 4-40 UNC Threaded insert | 241 A 25100 X |
| 37 | 4-40 UNC Threaded insert | 241 A 25110 X |
| 09 | M3 Threaded insert | 241 A 25240 X |
| 15 | M3 Threaded insert | 241 A 25250 X |
| 25 | M3 Threaded insert | 241 A 25260 X |
| 37 | M3 Threaded insert | 241 A 25270 X |
| 09 | PCB clip / 4-40 UNC Threaded insert | 241 A 25400 X |
| 15 | PCB clip / 4-40 UNC Threaded insert | 241 A 25410 X |
| 25 | PCB clip / 4-40 UNC Threaded insert | 241 A 25420 X |
| 37 | PCB clip / 4-40 UNC Threaded insert | 241 A 25430 X |
| 09 | PCB clip / M3 Threaded insert | 241 A 25560 X |
| 15 | PCB clip / M3 Threaded insert | 241 A 25570 X |
| 25 | PCB clip / M3 Threaded insert | 241 A 25580 X |
| 37 | PCB clip / M3 Threaded insert | 241 A 25590 X |

PCB clip .122" / 3.1 ± .004" / 0.10 mm hole diameter and .063" / 1.6 mm circuit board thickness

LC-FILTER D-SUB STANDARD

Solder pin – Angled – .370" / 9.4 mm – Precision machined contacts – Metal bracket

ORDER DATA

Capacitance 370 pF

| SOCKET CONNECTOR | | | PLUG CONNECTOR | | |
|------------------|-------------------------------------|---------------|----------------|-------------------------------------|---------------|
| No. of pos. | Mounting style | Part Number | No. of pos. | Mounting style | Part Number |
| 09 | 4-40 UNC Threaded insert | 242 A 25020 X | 09 | 4-40 UNC Threaded insert | 241 A 25120 X |
| 15 | 4-40 UNC Threaded insert | 242 A 25030 X | 15 | 4-40 UNC Threaded insert | 241 A 25130 X |
| 25 | 4-40 UNC Threaded insert | 242 A 25040 X | 25 | 4-40 UNC Threaded insert | 241 A 25140 X |
| 37 | 4-40 UNC Threaded insert | 242 A 25050 X | 37 | 4-40 UNC Threaded insert | 241 A 25150 X |
| 09 | M3 Threaded insert | 242 A 25180 X | 09 | M3 Threaded insert | 241 A 25280 X |
| 15 | M3 Threaded insert | 242 A 25190 X | 15 | M3 Threaded insert | 241 A 25290 X |
| 25 | M3 Threaded insert | 242 A 25200 X | 25 | M3 Threaded insert | 241 A 25300 X |
| 37 | M3 Threaded insert | 242 A 25210 X | 37 | M3 Threaded insert | 241 A 25310 X |
| 09 | PCB clip / 4-40 UNC Threaded insert | 242 A 25340 X | 09 | PCB clip / 4-40 UNC Threaded insert | 241 A 25440 X |
| 15 | PCB clip / 4-40 UNC Threaded insert | 242 A 25350 X | 15 | PCB clip / 4-40 UNC Threaded insert | 241 A 25450 X |
| 25 | PCB clip / 4-40 UNC Threaded insert | 242 A 25360 X | 25 | PCB clip / 4-40 UNC Threaded insert | 241 A 25460 X |
| 37 | PCB clip / 4-40 UNC Threaded insert | 242 A 25370 X | 37 | PCB clip / 4-40 UNC Threaded insert | 241 A 25470 X |
| 09 | PCB clip / M3 Threaded insert | 242 A 25500 X | 09 | PCB clip / M3 Threaded insert | 241 A 25600 X |
| 15 | PCB clip / M3 Threaded insert | 242 A 25510 X | 15 | PCB clip / M3 Threaded insert | 241 A 25610 X |
| 25 | PCB clip / M3 Threaded insert | 242 A 25520 X | 25 | PCB clip / M3 Threaded insert | 241 A 25620 X |
| 37 | PCB clip / M3 Threaded insert | 242 A 25530 X | 37 | PCB clip / M3 Threaded insert | 241 A 25630 X |

Capacitance 830 pF

| SOCKET CONNECTOR | | | PLUG CONNECTOR | | |
|------------------|-------------------------------------|---------------|----------------|-------------------------------------|---------------|
| No. of pos. | Mounting style | Part Number | No. of pos. | Mounting style | Part Number |
| 09 | 4-40 UNC Threaded insert | 242 A 25060 X | 09 | 4-40 UNC Threaded insert | 241 A 25160 X |
| 15 | 4-40 UNC Threaded insert | 242 A 25070 X | 15 | 4-40 UNC Threaded insert | 241 A 25170 X |
| 25 | 4-40 UNC Threaded insert | 242 A 25080 X | 25 | 4-40 UNC Threaded insert | 241 A 25180 X |
| 37 | 4-40 UNC Threaded insert | 242 A 25090 X | 37 | 4-40 UNC Threaded insert | 241 A 25190 X |
| 09 | M3 Threaded insert | 242 A 25220 X | 09 | M3 Threaded insert | 241 A 25320 X |
| 15 | M3 Threaded insert | 242 A 25230 X | 15 | M3 Threaded insert | 241 A 25330 X |
| 25 | M3 Threaded insert | 242 A 25240 X | 25 | M3 Threaded insert | 241 A 25340 X |
| 37 | M3 Threaded insert | 242 A 25250 X | 37 | M3 Threaded insert | 241 A 25350 X |
| 09 | PCB clip / 4-40 UNC Threaded insert | 242 A 25380 X | 09 | PCB clip / 4-40 UNC Threaded insert | 241 A 25480 X |
| 15 | PCB clip / 4-40 UNC Threaded insert | 242 A 25390 X | 15 | PCB clip / 4-40 UNC Threaded insert | 241 A 25490 X |
| 25 | PCB clip / 4-40 UNC Threaded insert | 242 A 25400 X | 25 | PCB clip / 4-40 UNC Threaded insert | 241 A 25500 X |
| 37 | PCB clip / 4-40 UNC Threaded insert | 242 A 25410 X | 37 | PCB clip / 4-40 UNC Threaded insert | 241 A 25510 X |
| 09 | PCB clip / M3 Threaded insert | 242 A 25540 X | 09 | PCB clip / M3 Threaded insert | 241 A 25640 X |
| 15 | PCB clip / M3 Threaded insert | 242 A 25550 X | 15 | PCB clip / M3 Threaded insert | 241 A 25650 X |
| 25 | PCB clip / M3 Threaded insert | 242 A 25560 X | 25 | PCB clip / M3 Threaded insert | 241 A 25660 X |
| 37 | PCB clip / M3 Threaded insert | 242 A 25570 X | 37 | PCB clip / M3 Threaded insert | 241 A 25670 X |


Capacitance 1300 pF

| SOCKET CONNECTOR | | | PLUG CONNECTOR | | |
|------------------|-------------------------------------|---------------|----------------|-------------------------------------|---------------|
| No. of pos. | Mounting style | Part Number | No. of pos. | Mounting style | Part Number |
| 09 | 4-40 UNC Threaded insert | 242 A 25100 X | 09 | 4-40 UNC Threaded insert | 241 A 25200 X |
| 15 | 4-40 UNC Threaded insert | 242 A 25110 X | 15 | 4-40 UNC Threaded insert | 241 A 25210 X |
| 25 | 4-40 UNC Threaded insert | 242 A 25120 X | 25 | 4-40 UNC Threaded insert | 241 A 25220 X |
| 37 | 4-40 UNC Threaded insert | 242 A 25130 X | 37 | 4-40 UNC Threaded insert | 241 A 25230 X |
| 09 | M3 Threaded insert | 242 A 25260 X | 09 | M3 Threaded insert | 241 A 25360 X |
| 15 | M3 Threaded insert | 242 A 25270 X | 15 | M3 Threaded insert | 241 A 25370 X |
| 25 | M3 Threaded insert | 242 A 25280 X | 25 | M3 Threaded insert | 241 A 25380 X |
| 37 | M3 Threaded insert | 242 A 25290 X | 37 | M3 Threaded insert | 241 A 25390 X |
| 09 | PCB clip / 4-40 UNC Threaded insert | 242 A 25420 X | 09 | PCB clip / 4-40 UNC Threaded insert | 241 A 25520 X |
| 15 | PCB clip / 4-40 UNC Threaded insert | 242 A 25430 X | 15 | PCB clip / 4-40 UNC Threaded insert | 241 A 25530 X |
| 25 | PCB clip / 4-40 UNC Threaded insert | 242 A 25440 X | 25 | PCB clip / 4-40 UNC Threaded insert | 241 A 25540 X |
| 37 | PCB clip / 4-40 UNC Threaded insert | 242 A 25450 X | 37 | PCB clip / 4-40 UNC Threaded insert | 241 A 25550 X |
| 09 | PCB clip / M3 Threaded insert | 242 A 25580 X | 09 | PCB clip / M3 Threaded insert | 241 A 25680 X |
| 15 | PCB clip / M3 Threaded insert | 242 A 25590 X | 15 | PCB clip / M3 Threaded insert | 241 A 25690 X |
| 25 | PCB clip / M3 Threaded insert | 242 A 25600 X | 25 | PCB clip / M3 Threaded insert | 241 A 25700 X |
| 37 | PCB clip / M3 Threaded insert | 242 A 25610 X | 37 | PCB clip / M3 Threaded insert | 241 A 25710 X |

PCB clip .122" / 3.1 ± .004" / 0.10 mm hole diameter and .063" / 1.6 mm circuit board thickness

π-FILTER D-SUB STANDARD

Solder cup – Precision machined contacts – For wire size AWG 20

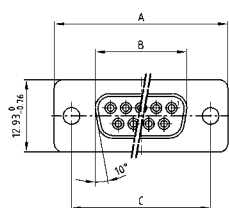


RoHS compliant – CSA listed, File No.: LR 115000-1 – UL listed, File No.: E202784

DESCRIPTION

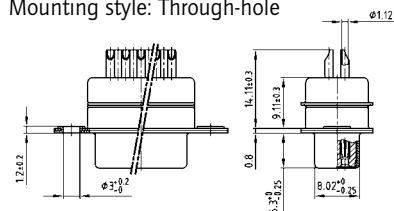
- Suitable for wire size **AWG 20**
- Mounting styles:
 - with through-hole, Ø .118"/3 mm
 - with 4-40 UNC or M3 threaded insert
- Quality class 3 (also available in quality class 1)
- Shell: Steel tin plated (brass tin plated on request)

SOCKET CONNECTOR

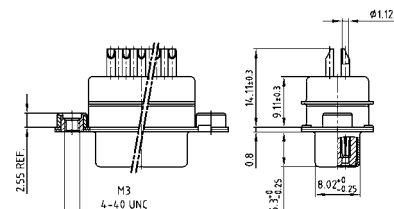


| No. of pos. | A -0.76 | B -0.25 | C |
|-------------|---------|---------|---|
| 09 | 31.19 | 16.46 | 25.00 ^{+0.12} / _{-0.13} |
| 15 | 39.52 | 24.79 | 33.30 ^{+0.15} / _{-0.10} |
| 25 | 53.42 | 38.50 | 47.04 ^{+0.13} |
| 37 | 69.70 | 54.96 | 63.50 ^{+0.13} |

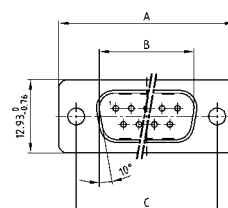
Mounting style: Through-hole



Mounting style: Threaded insert

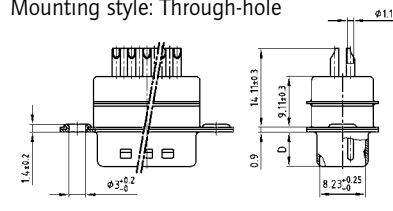


PLUG CONNECTOR

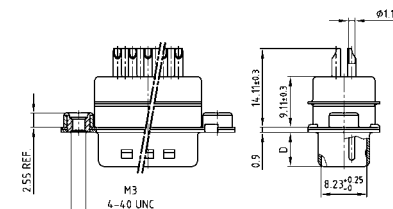


| No. of pos. | A -0.76 | B +0.25 | C | D -0.3 |
|-------------|---------|---------|---|--------|
| 09 | 31.19 | 16.79 | 25.00 ^{+0.12} / _{-0.13} | 6.12 |
| 15 | 39.52 | 25.12 | 33.30 ^{+0.15} / _{-0.10} | 6.12 |
| 25 | 53.42 | 38.84 | 47.04 ^{+0.13} | 5.99 |
| 37 | 69.70 | 55.30 | 63.50 ^{+0.13} | 5.99 |

Mounting style: Through-hole



Mounting style: Threaded insert



ORDER DATA

Capacitance 2 x 180 pF

SOCKET CONNECTOR

| No. of pos. | Mounting style | Part Number |
|-------------|--------------------------|---------------|
| 09 | Through-hole | 242 A 28980 X |
| 15 | Through-hole | 242 A 28990 X |
| 25 | Through-hole | 242 A 29000 X |
| 37 | Through-hole | 242 A 29010 X |
| 09 | 4-40 UNC Threaded insert | 242 A 29140 X |
| 15 | 4-40 UNC Threaded insert | 242 A 29150 X |
| 25 | 4-40 UNC Threaded insert | 242 A 29160 X |
| 37 | 4-40 UNC Threaded insert | 242 A 29170 X |
| 09 | M3 Threaded insert | 242 A 29300 X |
| 15 | M3 Threaded insert | 242 A 29310 X |
| 25 | M3 Threaded insert | 242 A 29320 X |
| 37 | M3 Threaded insert | 242 A 29330 X |

PLUG CONNECTOR

| No. of pos. | Mounting style | Part Number |
|-------------|--------------------------|---------------|
| 09 | Through-hole | 241 A 29080 X |
| 15 | Through-hole | 241 A 29090 X |
| 25 | Through-hole | 241 A 29100 X |
| 37 | Through-hole | 241 A 29110 X |
| 09 | 4-40 UNC Threaded insert | 241 A 29240 X |
| 15 | 4-40 UNC Threaded insert | 241 A 29250 X |
| 25 | 4-40 UNC Threaded insert | 241 A 29260 X |
| 37 | 4-40 UNC Threaded insert | 241 A 29270 X |
| 09 | M3 Threaded insert | 241 A 29400 X |
| 15 | M3 Threaded insert | 241 A 29410 X |
| 25 | M3 Threaded insert | 241 A 29420 X |
| 37 | M3 Threaded insert | 241 A 29430 X |

π-FILTER D-SUB STANDARD

Solder cup – Precision machined contacts – For wire size AWG 20

ORDER DATA

Capacitance 2 x 370 pF

| SOCKET CONNECTOR | | | PLUG CONNECTOR | | |
|------------------|--------------------------|---------------|----------------|--------------------------|---------------|
| No. of pos. | Mounting style | Part Number | No. of pos. | Mounting style | Part Number |
| 09 | Through-hole | 242 A 29020 X | 09 | Through-hole | 241 A 29120 X |
| 15 | Through-hole | 242 A 29030 X | 15 | Through-hole | 241 A 29130 X |
| 25 | Through-hole | 242 A 29040 X | 25 | Through-hole | 241 A 29140 X |
| 37 | Through-hole | 242 A 29050 X | 37 | Through-hole | 241 A 29150 X |
| 09 | 4-40 UNC Threaded insert | 242 A 29180 X | 09 | 4-40 UNC Threaded insert | 241 A 29280 X |
| 15 | 4-40 UNC Threaded insert | 242 A 29190 X | 15 | 4-40 UNC Threaded insert | 241 A 29290 X |
| 25 | 4-40 UNC Threaded insert | 242 A 29200 X | 25 | 4-40 UNC Threaded insert | 241 A 29300 X |
| 37 | 4-40 UNC Threaded insert | 242 A 29210 X | 37 | 4-40 UNC Threaded insert | 241 A 29310 X |
| 09 | M3 Threaded insert | 242 A 29340 X | 09 | M3 Threaded insert | 241 A 29440 X |
| 15 | M3 Threaded insert | 242 A 29350 X | 15 | M3 Threaded insert | 241 A 29450 X |
| 25 | M3 Threaded insert | 242 A 29360 X | 25 | M3 Threaded insert | 241 A 29460 X |
| 37 | M3 Threaded insert | 242 A 29370 X | 37 | M3 Threaded insert | 241 A 29470 X |

Capacitance 2 x 830 pF

| SOCKET CONNECTOR | | | PLUG CONNECTOR | | |
|------------------|--------------------------|---------------|----------------|--------------------------|---------------|
| No. of pos. | Mounting style | Part Number | No. of pos. | Mounting style | Part Number |
| 09 | Through-hole | 242 A 29060 X | 09 | Through-hole | 241 A 29160 X |
| 15 | Through-hole | 242 A 29070 X | 15 | Through-hole | 241 A 29170 X |
| 25 | Through-hole | 242 A 29080 X | 25 | Through-hole | 241 A 29180 X |
| 37 | Through-hole | 242 A 29090 X | 37 | Through-hole | 241 A 29190 X |
| 09 | 4-40 UNC Threaded insert | 242 A 29220 X | 09 | 4-40 UNC Threaded insert | 241 A 29320 X |
| 15 | 4-40 UNC Threaded insert | 242 A 29230 X | 15 | 4-40 UNC Threaded insert | 241 A 29330 X |
| 25 | 4-40 UNC Threaded insert | 242 A 29240 X | 25 | 4-40 UNC Threaded insert | 241 A 29340 X |
| 37 | 4-40 UNC Threaded insert | 242 A 29250 X | 37 | 4-40 UNC Threaded insert | 241 A 29350 X |
| 09 | M3 Threaded insert | 242 A 29380 X | 09 | M3 Threaded insert | 241 A 29480 X |
| 15 | M3 Threaded insert | 242 A 29390 X | 15 | M3 Threaded insert | 241 A 29490 X |
| 25 | M3 Threaded insert | 242 A 29400 X | 25 | M3 Threaded insert | 241 A 29500 X |
| 37 | M3 Threaded insert | 242 A 29410 X | 37 | M3 Threaded insert | 241 A 29510 X |

Capacitance 2 x 1300 pF

| SOCKET CONNECTOR | | | PLUG CONNECTOR | | |
|------------------|--------------------------|---------------|----------------|--------------------------|---------------|
| No. of pos. | Mounting style | Part Number | No. of pos. | Mounting style | Part Number |
| 09 | Through-hole | 242 A 29100 X | 09 | Through-hole | 241 A 29200 X |
| 15 | Through-hole | 242 A 29110 X | 15 | Through-hole | 241 A 29210 X |
| 25 | Through-hole | 242 A 29120 X | 25 | Through-hole | 241 A 29220 X |
| 37 | Through-hole | 242 A 29130 X | 37 | Through-hole | 241 A 29230 X |
| 09 | 4-40 UNC Threaded insert | 242 A 29260 X | 09 | 4-40 UNC Threaded insert | 241 A 29360 X |
| 15 | 4-40 UNC Threaded insert | 242 A 29270 X | 15 | 4-40 UNC Threaded insert | 241 A 29370 X |
| 25 | 4-40 UNC Threaded insert | 242 A 29280 X | 25 | 4-40 UNC Threaded insert | 241 A 29380 X |
| 37 | 4-40 UNC Threaded insert | 242 A 29290 X | 37 | 4-40 UNC Threaded insert | 241 A 29390 X |
| 09 | M3 Threaded insert | 242 A 29420 X | 09 | M3 Threaded insert | 241 A 29520 X |
| 15 | M3 Threaded insert | 242 A 29430 X | 15 | M3 Threaded insert | 241 A 29530 X |
| 25 | M3 Threaded insert | 242 A 29440 X | 25 | M3 Threaded insert | 241 A 29540 X |
| 37 | M3 Threaded insert | 242 A 29450 X | 37 | M3 Threaded insert | 241 A 29550 X |

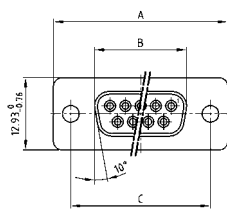
π-FILTER D-SUB STANDARD

Solder pin – Straight – Precision machined contacts



RoHS compliant – CSA listed, File No.: LR 115000-1 – UL listed, File No.: E202784

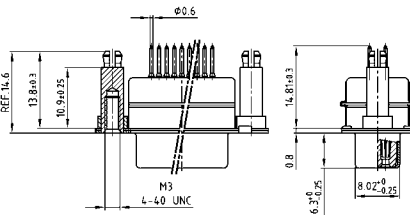
SOCKET CONNECTOR



| No. of pos. | A -0.76 | B -0.25 | C |
|-------------|---------|---------|---|
| 09 | 31.19 | 16.46 | 25.00 ^{+0.12} / _{-0.13} |
| 15 | 39.52 | 24.79 | 33.30 ^{+0.15} / _{-0.10} |
| 25 | 53.42 | 38.50 | 47.04 ^{+0.13} / _{-0.13} |
| 37 | 69.70 | 54.96 | 63.50 ^{+0.13} / _{-0.13} |

PCB layout: Kat1kFUA

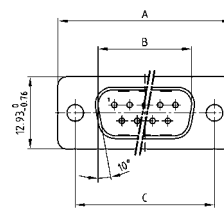
Mounting style: Threaded rear spacer with PCB clip



DESCRIPTION

- Mounting style:
with 4-40 UNC or M3 threaded rear spacer with PCB clip
- Quality class 3 (also available in quality class 1)
- Shell: Steel tin plated (brass tin plated on request)

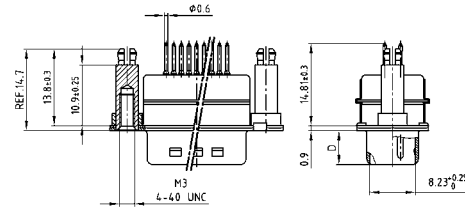
PLUG CONNECTOR



| No. of pos. | A -0.76 | B +0.25 | C | D -0.3 |
|-------------|---------|---------|---|--------|
| 09 | 31.19 | 16.79 | 25.00 ^{+0.12} / _{-0.13} | 6.12 |
| 15 | 39.52 | 25.12 | 33.30 ^{+0.15} / _{-0.10} | 6.12 |
| 25 | 53.42 | 38.84 | 47.04 ^{+0.13} / _{-0.13} | 5.99 |
| 37 | 69.70 | 55.30 | 63.50 ^{+0.13} / _{-0.13} | 5.99 |

PCB layout: Kat1kFUA

Mounting style: Threaded rear spacer with PCB clip



ORDER DATA

Capacitance 2 x 180 pF

| SOCKET CONNECTOR | | | PLUG CONNECTOR | | |
|------------------|--|---------------|----------------|--|---------------|
| No. of pos. | Mounting style | Part Number | No. of pos. | Mounting style | Part Number |
| 09 | 4-40 UNC Threaded rear spacer PCB clip | 242 A 26260 X | 09 | 4-40 UNC Threaded rear spacer PCB clip | 241 A 26360 X |
| 15 | 4-40 UNC Threaded rear spacer PCB clip | 242 A 26270 X | 15 | 4-40 UNC Threaded rear spacer PCB clip | 241 A 26370 X |
| 25 | 4-40 UNC Threaded rear spacer PCB clip | 242 A 26280 X | 25 | 4-40 UNC Threaded rear spacer PCB clip | 241 A 26380 X |
| 37 | 4-40 UNC Threaded rear spacer PCB clip | 242 A 26290 X | 37 | 4-40 UNC Threaded rear spacer PCB clip | 241 A 26390 X |
| 09 | M3 Threaded rear spacer PCB clip | 242 A 26420 X | 09 | M3 Threaded rear spacer PCB clip | 241 A 26520 X |
| 15 | M3 Threaded rear spacer PCB clip | 242 A 26430 X | 15 | M3 Threaded rear spacer PCB clip | 241 A 26530 X |
| 25 | M3 Threaded rear spacer PCB clip | 242 A 26440 X | 25 | M3 Threaded rear spacer PCB clip | 241 A 26540 X |
| 37 | M3 Threaded rear spacer PCB clip | 242 A 26450 X | 37 | M3 Threaded rear spacer PCB clip | 241 A 26550 X |

PCB clip .122"/3.1 ± .004"/0.10 mm hole diameter and .063"/1.6 mm circuit board thickness

π-FILTER D-SUB STANDARD

Solder pin – Straight – Precision machined contacts

ORDER DATA

Capacitance 2 x 370 pF

| SOCKET CONNECTOR | | | PLUG CONNECTOR | | |
|------------------|--|---------------|----------------|--|---------------|
| No. of pos. | Mounting style | Part Number | No. of pos. | Mounting style | Part Number |
| 09 | 4-40 UNC Threaded rear spacer PCB clip | 242 A 26300 X | 09 | 4-40 UNC Threaded rear spacer PCB clip | 241 A 26400 X |
| 15 | 4-40 UNC Threaded rear spacer PCB clip | 242 A 26310 X | 15 | 4-40 UNC Threaded rear spacer PCB clip | 241 A 26410 X |
| 25 | 4-40 UNC Threaded rear spacer PCB clip | 242 A 26320 X | 25 | 4-40 UNC Threaded rear spacer PCB clip | 241 A 26420 X |
| 37 | 4-40 UNC Threaded rear spacer PCB clip | 242 A 26330 X | 37 | 4-40 UNC Threaded rear spacer PCB clip | 241 A 26430 X |
| 09 | M3 Threaded rear spacer PCB clip | 242 A 26460 X | 09 | M3 Threaded rear spacer PCB clip | 241 A 26560 X |
| 15 | M3 Threaded rear spacer PCB clip | 242 A 26470 X | 15 | M3 Threaded rear spacer PCB clip | 241 A 26570 X |
| 25 | M3 Threaded rear spacer PCB clip | 242 A 26480 X | 25 | M3 Threaded rear spacer PCB clip | 241 A 26580 X |
| 37 | M3 Threaded rear spacer PCB clip | 242 A 26490 X | 37 | M3 Threaded rear spacer PCB clip | 241 A 26590 X |

Capacitance 2 x 830 pF

| SOCKET CONNECTOR | | | PLUG CONNECTOR | | |
|------------------|--|---------------|----------------|--|---------------|
| No. of pos. | Mounting style | Part Number | No. of pos. | Mounting style | Part Number |
| 09 | 4-40 UNC Threaded rear spacer PCB clip | 242 A 26340 X | 09 | 4-40 UNC Threaded rear spacer PCB clip | 241 A 26440 X |
| 15 | 4-40 UNC Threaded rear spacer PCB clip | 242 A 26350 X | 15 | 4-40 UNC Threaded rear spacer PCB clip | 241 A 26450 X |
| 25 | 4-40 UNC Threaded rear spacer PCB clip | 242 A 26360 X | 25 | 4-40 UNC Threaded rear spacer PCB clip | 241 A 26460 X |
| 37 | 4-40 UNC Threaded rear spacer PCB clip | 242 A 26370 X | 37 | 4-40 UNC Threaded rear spacer PCB clip | 241 A 26470 X |
| 09 | M3 Threaded rear spacer PCB clip | 242 A 26500 X | 09 | M3 Threaded rear spacer PCB clip | 241 A 26600 X |
| 15 | M3 Threaded rear spacer PCB clip | 242 A 26510 X | 15 | M3 Threaded rear spacer PCB clip | 241 A 26610 X |
| 25 | M3 Threaded rear spacer PCB clip | 242 A 26520 X | 25 | M3 Threaded rear spacer PCB clip | 241 A 26620 X |
| 37 | M3 Threaded rear spacer PCB clip | 242 A 26530 X | 37 | M3 Threaded rear spacer PCB clip | 241 A 26630 X |


Capacitance 2 x 1300 pF

| SOCKET CONNECTOR | | | PLUG CONNECTOR | | |
|------------------|--|---------------|----------------|--|---------------|
| No. of pos. | Mounting style | Part Number | No. of pos. | Mounting style | Part Number |
| 09 | 4-40 UNC Threaded rear spacer PCB clip | 242 A 26380 X | 09 | 4-40 UNC Threaded rear spacer PCB clip | 241 A 26480 X |
| 15 | 4-40 UNC Threaded rear spacer PCB clip | 242 A 26390 X | 15 | 4-40 UNC Threaded rear spacer PCB clip | 241 A 26490 X |
| 25 | 4-40 UNC Threaded rear spacer PCB clip | 242 A 26400 X | 25 | 4-40 UNC Threaded rear spacer PCB clip | 241 A 26500 X |
| 37 | 4-40 UNC Threaded rear spacer PCB clip | 242 A 26410 X | 37 | 4-40 UNC Threaded rear spacer PCB clip | 241 A 26510 X |
| 09 | M3 Threaded rear spacer PCB clip | 242 A 26540 X | 09 | M3 Threaded rear spacer PCB clip | 241 A 26640 X |
| 15 | M3 Threaded rear spacer PCB clip | 242 A 26550 X | 15 | M3 Threaded rear spacer PCB clip | 241 A 26650 X |
| 25 | M3 Threaded rear spacer PCB clip | 242 A 26560 X | 25 | M3 Threaded rear spacer PCB clip | 241 A 26660 X |
| 37 | M3 Threaded rear spacer PCB clip | 242 A 26570 X | 37 | M3 Threaded rear spacer PCB clip | 241 A 26670 X |

PCB clip .122"/3.1 ± .004"/0.10 mm hole diameter and .063"/1.6 mm circuit board thickness

π-FILTER D-SUB STANDARD

Solder pin – Angled – .590" / 14.19 mm – Precision machined contacts – Metal bracket

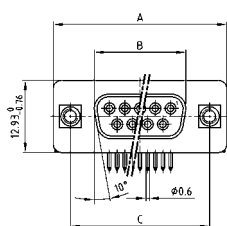


RoHS compliant – CSA listed, File No.: LR 115000-1 – UL listed, File No.: E202784

DESCRIPTION

- Mounting styles:
 - Mounting bracket with 4-40 UNC threaded insert
 - Mounting bracket with PCB clip and 4-40 UNC threaded insert
- Quality class 3 (also available in quality class 1)
- Shell: Steel tin plated (brass tin plated on request)

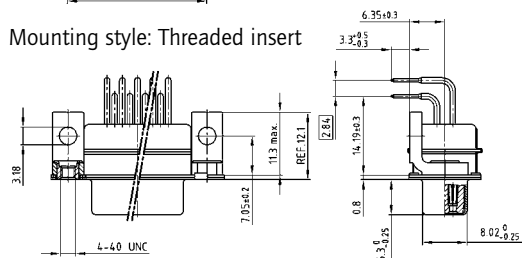
SOCKET CONNECTOR



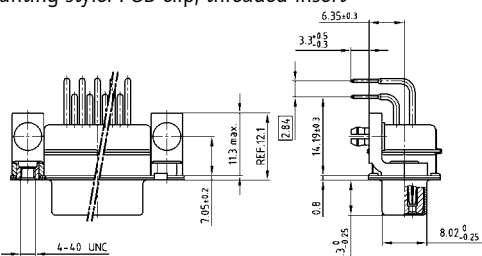
| No. of pos. | A -0.76 | B -0.25 | C |
|-------------|---------|---------|---|
| 09 | 31.19 | 16.46 | 25.00 ^{+0.12} / _{-0.13} |
| 15 | 39.52 | 24.79 | 33.30 ^{+0.15} / _{-0.10} |
| 25 | 53.42 | 38.50 | 47.04 ^{+0.13} / _{-0.13} |
| 37 | 69.70 | 54.96 | 63.50 ^{+0.13} / _{-0.13} |

PCB layout: Kat1kGXA

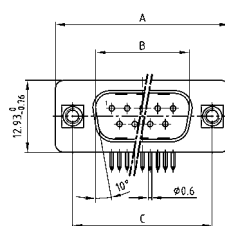
Mounting style: Threaded insert



Mounting style: PCB clip, threaded insert



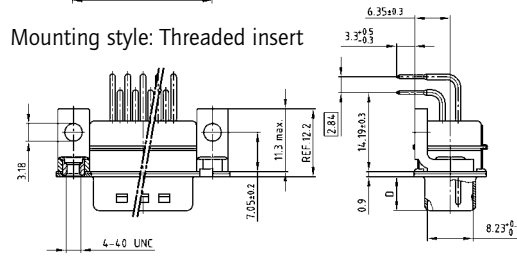
PLUG CONNECTOR



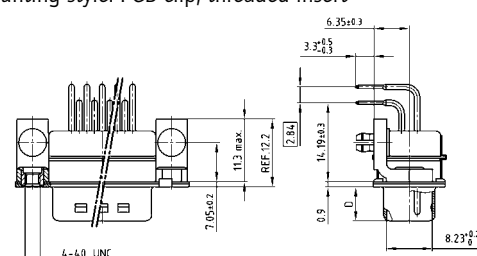
| No. of pos. | A -0.76 | B +0.25 | C | D -0.3 |
|-------------|---------|---------|---|--------|
| 09 | 31.19 | 16.79 | 25.00 ^{+0.12} / _{-0.13} | 6.12 |
| 15 | 39.52 | 25.12 | 33.30 ^{+0.15} / _{-0.10} | 6.12 |
| 25 | 53.42 | 38.84 | 47.04 ^{+0.13} / _{-0.13} | 5.99 |
| 37 | 69.70 | 55.30 | 63.50 ^{+0.13} / _{-0.13} | 5.99 |

PCB layout: Kat1kGYA

Mounting style: Threaded insert



Mounting style: PCB clip, threaded insert



ORDER DATA

Capacitance 2 x 180 pF

SOCKET CONNECTOR

| No. of pos. | Mounting style 4-40 UNC | Part Number |
|-------------|----------------------------|---------------|
| 09 | Threaded insert | 242 A 25940 X |
| 15 | Threaded insert | 242 A 25950 X |
| 25 | Threaded insert | 242 A 25960 X |
| 37 | Threaded insert | 242 A 25970 X |
| 09 | PCB clip / Threaded insert | 242 A 26100 X |
| 15 | PCB clip / Threaded insert | 242 A 26110 X |
| 25 | PCB clip / Threaded insert | 242 A 26120 X |
| 37 | PCB clip / Threaded insert | 242 A 26130 X |

PLUG CONNECTOR

| No. of pos. | Mounting style 4-40 UNC | Part Number |
|-------------|----------------------------|---------------|
| 09 | Threaded insert | 241 A 26040 X |
| 15 | Threaded insert | 241 A 26050 X |
| 25 | Threaded insert | 241 A 26060 X |
| 37 | Threaded insert | 241 A 26070 X |
| 09 | PCB clip / Threaded insert | 241 A 26200 X |
| 15 | PCB clip / Threaded insert | 241 A 26210 X |
| 25 | PCB clip / Threaded insert | 241 A 26220 X |
| 37 | PCB clip / Threaded insert | 241 A 26230 X |

PCB clip .122"/3.1 ± .004"/0.10 mm hole diameter and .063"/1.6 mm circuit board thickness

π-FILTER D-SUB STANDARD

Solder pin – Angled – .590" / 14.19 mm – Precision machined contacts – Metal bracket

ORDER DATA

Capacitance 2 x 370 pF

| SOCKET CONNECTOR | | | PLUG CONNECTOR | | |
|------------------|----------------------------|---------------|----------------|----------------------------|---------------|
| No. of pos. | Mounting style 4-40 UNC | Part Number | No. of pos. | Mounting style 4-40 UNC | Part Number |
| 09 | Threaded insert | 242 A 25980 X | 09 | Threaded insert | 241 A 26080 X |
| 15 | Threaded insert | 242 A 25990 X | 15 | Threaded insert | 241 A 26090 X |
| 25 | Threaded insert | 242 A 26000 X | 25 | Threaded insert | 241 A 26100 X |
| 37 | Threaded insert | 242 A 26010 X | 37 | Threaded insert | 241 A 26110 X |
| 09 | PCB clip / Threaded insert | 242 A 26140 X | 09 | PCB clip / Threaded insert | 241 A 26240 X |
| 15 | PCB clip / Threaded insert | 242 A 26150 X | 15 | PCB clip / Threaded insert | 241 A 26250 X |
| 25 | PCB clip / Threaded insert | 242 A 26160 X | 25 | PCB clip / Threaded insert | 241 A 26260 X |
| 37 | PCB clip / Threaded insert | 242 A 26170 X | 37 | PCB clip / Threaded insert | 241 A 26270 X |

Capacitance 2 x 830 pF

| SOCKET CONNECTOR | | | PLUG CONNECTOR | | |
|------------------|----------------------------|---------------|----------------|----------------------------|---------------|
| No. of pos. | Mounting style 4-40 UNC | Part Number | No. of pos. | Mounting style 4-40 UNC | Part Number |
| 09 | Threaded insert | 242 A 26020 X | 09 | Threaded insert | 241 A 26120 X |
| 15 | Threaded insert | 242 A 26030 X | 15 | Threaded insert | 241 A 26130 X |
| 25 | Threaded insert | 242 A 26040 X | 25 | Threaded insert | 241 A 26140 X |
| 37 | Threaded insert | 242 A 26050 X | 37 | Threaded insert | 241 A 26150 X |
| 09 | PCB clip / Threaded insert | 242 A 26180 X | 09 | PCB clip / Threaded insert | 241 A 26280 X |
| 15 | PCB clip / Threaded insert | 242 A 26190 X | 15 | PCB clip / Threaded insert | 241 A 26290 X |
| 25 | PCB clip / Threaded insert | 242 A 26200 X | 25 | PCB clip / Threaded insert | 241 A 26300 X |
| 37 | PCB clip / Threaded insert | 242 A 26210 X | 37 | PCB clip / Threaded insert | 241 A 26310 X |

Capacitance 2 x 1300 pF

| SOCKET CONNECTOR | | | PLUG CONNECTOR | | |
|------------------|----------------------------|---------------|----------------|----------------------------|---------------|
| No. of pos. | Mounting style 4-40 UNC | Part Number | No. of pos. | Mounting style 4-40 UNC | Part Number |
| 09 | Threaded insert | 242 A 26060 X | 09 | Threaded insert | 241 A 26160 X |
| 15 | Threaded insert | 242 A 26070 X | 15 | Threaded insert | 241 A 26170 X |
| 25 | Threaded insert | 242 A 26080 X | 25 | Threaded insert | 241 A 26180 X |
| 37 | Threaded insert | 242 A 26090 X | 37 | Threaded insert | 241 A 26190 X |
| 09 | PCB clip / Threaded insert | 242 A 26220 X | 09 | PCB clip / Threaded insert | 241 A 26320 X |
| 15 | PCB clip / Threaded insert | 242 A 26230 X | 15 | PCB clip / Threaded insert | 241 A 26330 X |
| 25 | PCB clip / Threaded insert | 242 A 26240 X | 25 | PCB clip / Threaded insert | 241 A 26340 X |
| 37 | PCB clip / Threaded insert | 242 A 26250 X | 37 | PCB clip / Threaded insert | 241 A 26350 X |

PCB clip .122" / 3.1 ± .004" / 0.10 mm hole diameter and .063" / 1.6 mm circuit board thickness

C-FILTER D-SUB HIGH DENSITY

Solder pin – Straight – Precision machined contacts

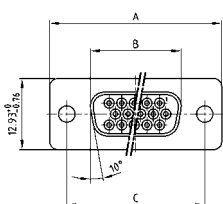


RoHS compliant – CSA listed, File No.: LR 115000-1 – UL listed, File No.: E202784

DESCRIPTION

- Mounting styles:
 - with through-hole, $\varnothing .118"/3 \text{ mm}$
 - with 4-40 UNC or M3 threaded insert
- Quality class 3 (also available in quality class 1)
- Shell: Steel tin plated (brass tin plated on request)

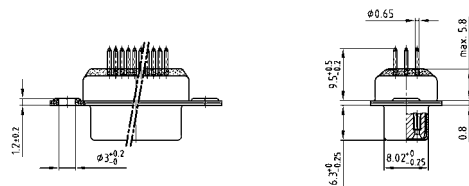
SOCKET CONNECTOR



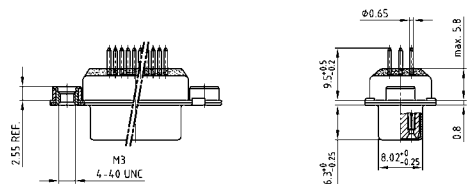
| No. of pos. | A -0.76 | B -0.25 | C |
|-------------|---------|---------|--------------------------|
| 15 | 31.19 | 16.46 | 25.00 $+0.12$ -0.13 |
| 26 | 39.52 | 24.79 | 33.30 $+0.15$ -0.10 |
| 44 | 53.42 | 38.50 | 47.04 ± 0.13 |
| 62 | 69.70 | 54.96 | 63.50 ± 0.13 |

PCB layout: Kat1i19A

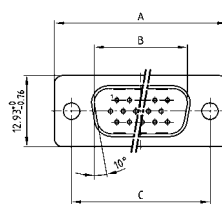
Mounting style: Through-hole



Mounting style: Threaded insert



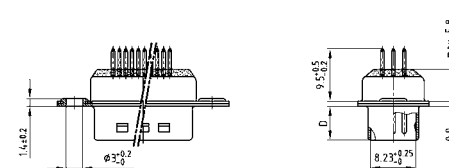
PLUG CONNECTOR



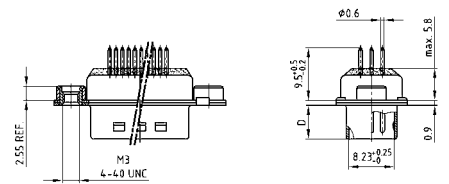
| No. of pos. | A -0.76 | B -0.25 | C | D -0.3 |
|-------------|---------|---------|--------------------------|--------|
| 15 | 31.19 | 16.79 | 25.00 $+0.12$ -0.13 | 6.12 |
| 26 | 39.52 | 25.12 | 33.30 $+0.15$ -0.10 | 6.12 |
| 44 | 53.42 | 38.84 | 47.04 ± 0.13 | 5.99 |
| 62 | 69.70 | 55.30 | 63.50 ± 0.13 | 5.99 |

PCB layout: Kat1iU0A

Mounting style: Through-hole



Mounting style: Threaded insert



ORDER DATA

Capacitance 180 pF

SOCKET CONNECTOR

| No. of pos. | Mounting style | Part Number |
|-------------|--------------------------|---------------|
| 15 | Through-hole | 242 A 27380 X |
| 26 | Through-hole | 242 A 27390 X |
| 44 | Through-hole | 242 A 27400 X |
| 62 | Through-hole | 242 A 27410 X |
| 15 | 4-40 UNC Threaded insert | 242 A 27420 X |
| 26 | 4-40 UNC Threaded insert | 242 A 27430 X |
| 44 | 4-40 UNC Threaded insert | 242 A 27440 X |
| 62 | 4-40 UNC Threaded insert | 242 A 27450 X |
| 15 | M3 Threaded insert | 242 A 27460 X |
| 26 | M3 Threaded insert | 242 A 27470 X |
| 44 | M3 Threaded insert | 242 A 27480 X |
| 62 | M3 Threaded insert | 242 A 27490 X |

PLUG CONNECTOR

| No. of pos. | Mounting style | Part Number |
|-------------|--------------------------|---------------|
| 15 | Through-hole | 241 A 27480 X |
| 26 | Through-hole | 241 A 27490 X |
| 44 | Through-hole | 241 A 27500 X |
| 62 | Through-hole | 241 A 27510 X |
| 15 | 4-40 UNC Threaded insert | 241 A 27520 X |
| 26 | 4-40 UNC Threaded insert | 241 A 27530 X |
| 44 | 4-40 UNC Threaded insert | 241 A 27540 X |
| 62 | 4-40 UNC Threaded insert | 241 A 27550 X |
| 15 | M3 Threaded insert | 241 A 27560 X |
| 26 | M3 Threaded insert | 241 A 27570 X |
| 44 | M3 Threaded insert | 241 A 27580 X |
| 62 | M3 Threaded insert | 241 A 27590 X |

C-FILTER D-SUB HIGH DENSITY

Solder pin – Straight – Precision machined contacts

ORDER DATA

Capacitance 370 pF

| SOCKET CONNECTOR | | | PLUG CONNECTOR | | |
|------------------|--------------------------|---------------|----------------|--------------------------|---------------|
| No. of pos. | Mounting style | Part Number | No. of pos. | Mounting style | Part Number |
| 15 | Through-hole | 242 A 17980 X | 15 | Through-hole | 241 A 16380 X |
| 26 | Through-hole | 242 A 17990 X | 26 | Through-hole | 241 A 16390 X |
| 44 | Through-hole | 242 A 18000 X | 44 | Through-hole | 241 A 16400 X |
| 62 | Through-hole | 242 A 18010 X | 62 | Through-hole | 241 A 16410 X |
| 15 | 4-40 UNC Threaded insert | 242 A 18060 X | 15 | 4-40 UNC Threaded insert | 241 A 16460 X |
| 26 | 4-40 UNC Threaded insert | 242 A 18070 X | 26 | 4-40 UNC Threaded insert | 241 A 16470 X |
| 44 | 4-40 UNC Threaded insert | 242 A 18080 X | 44 | 4-40 UNC Threaded insert | 241 A 16480 X |
| 62 | 4-40 UNC Threaded insert | 242 A 18090 X | 62 | 4-40 UNC Threaded insert | 241 A 16490 X |
| 15 | M3 Threaded insert | 242 A 18140 X | 15 | M3 Threaded insert | 241 A 16540 X |
| 26 | M3 Threaded insert | 242 A 18150 X | 26 | M3 Threaded insert | 241 A 16550 X |
| 44 | M3 Threaded insert | 242 A 18160 X | 44 | M3 Threaded insert | 241 A 16560 X |
| 62 | M3 Threaded insert | 242 A 18170 X | 62 | M3 Threaded insert | 241 A 16570 X |

Capacitance 830 pF

| SOCKET CONNECTOR | | | PLUG CONNECTOR | | |
|------------------|--------------------------|---------------|----------------|--------------------------|---------------|
| No. of pos. | Mounting style | Part Number | No. of pos. | Mounting style | Part Number |
| 15 | Through-hole | 242 A 18020 X | 15 | Through-hole | 241 A 16420 X |
| 26 | Through-hole | 242 A 18030 X | 26 | Through-hole | 241 A 16430 X |
| 44 | Through-hole | 242 A 18040 X | 44 | Through-hole | 241 A 16440 X |
| 62 | Through-hole | 242 A 18050 X | 62 | Through-hole | 241 A 16450 X |
| 15 | 4-40 UNC Threaded insert | 242 A 18100 X | 15 | 4-40 UNC Threaded insert | 241 A 16500 X |
| 26 | 4-40 UNC Threaded insert | 242 A 18110 X | 26 | 4-40 UNC Threaded insert | 241 A 16510 X |
| 44 | 4-40 UNC Threaded insert | 242 A 18120 X | 44 | 4-40 UNC Threaded insert | 241 A 16520 X |
| 62 | 4-40 UNC Threaded insert | 242 A 18130 X | 62 | 4-40 UNC Threaded insert | 241 A 16530 X |
| 15 | M3 Threaded insert | 242 A 18180 X | 15 | M3 Threaded insert | 241 A 16580 X |
| 26 | M3 Threaded insert | 242 A 18190 X | 26 | M3 Threaded insert | 241 A 16590 X |
| 44 | M3 Threaded insert | 242 A 18200 X | 44 | M3 Threaded insert | 241 A 16600 X |
| 62 | M3 Threaded insert | 242 A 18210 X | 62 | M3 Threaded insert | 241 A 16610 X |

C-FILTER D-SUB HIGH DENSITY

Solder pin – Straight – Precision machined contacts

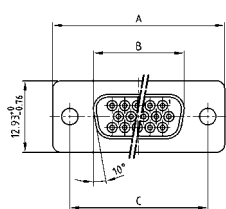


RoHS compliant – CSA listed, File No.: LR 115000-1 – UL listed, File No.: E202784

DESCRIPTION

- Mounting styles:
 - with 4-40 UNC or M3 threaded rear spacer
 - with 4-40 UNC or M3 front and threaded rear spacer
- Quality class 3 (also available in quality class 1)
- Shell: Steel tin plated (brass tin plated on request)

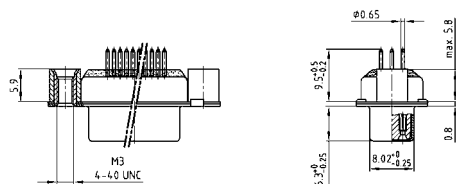
SOCKET CONNECTOR



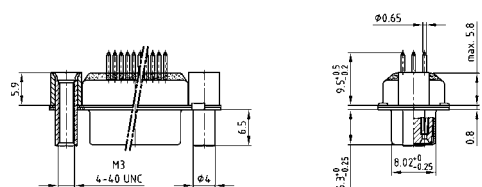
| No. of pos. | A -0.76 | B -0.25 | C |
|-------------|---------|---------|---|
| 15 | 31.19 | 16.46 | 25.00 ^{+0.12} _{-0.13} |
| 26 | 39.52 | 24.79 | 33.30 ^{+0.15} _{-0.10} |
| 44 | 53.42 | 38.50 | 47.04 ^{+0.13} _{-0.13} |
| 62 | 69.70 | 54.96 | 63.50 ^{+0.13} _{-0.13} |

PCB layout: Kat1i19A

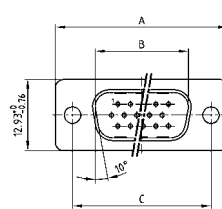
Mounting style: Threaded rear spacer



Mounting style: Front and threaded rear spacer



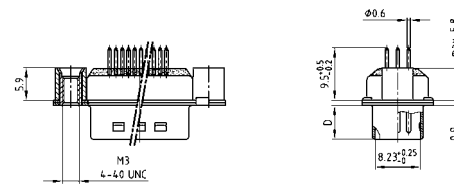
PLUG CONNECTOR



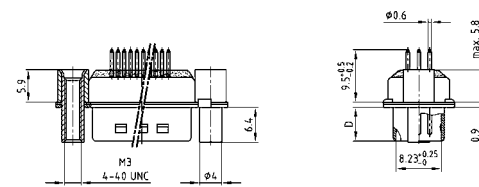
| No. of pos. | A -0.76 | B -0.25 | C | D -0.3 |
|-------------|---------|---------|---|--------|
| 15 | 31.19 | 16.79 | 25.00 ^{+0.12} _{-0.13} | 6.12 |
| 26 | 39.52 | 25.12 | 33.30 ^{+0.15} _{-0.10} | 6.12 |
| 44 | 53.42 | 38.84 | 47.04 ^{+0.13} _{-0.13} | 5.99 |
| 62 | 69.70 | 55.30 | 63.50 ^{+0.13} _{-0.13} | 5.99 |

PCB layout: Kat1iU0A

Mounting style: Threaded rear spacer



Mounting style: Front and threaded rear spacer



ORDER DATA

Capacitance 180 pF

SOCKET CONNECTOR

| No. of pos. | Mounting style | Part Number |
|-------------|-------------------------------------|---------------|
| 15 | 4-40 UNC Threaded rear spacer | 242 A 27500 X |
| 26 | 4-40 UNC Threaded rear spacer | 242 A 27510 X |
| 44 | 4-40 UNC Threaded rear spacer | 242 A 27520 X |
| 62 | 4-40 UNC Threaded rear spacer | 242 A 27530 X |
| 15 | M3 Threaded rear spacer | 242 A 27540 X |
| 26 | M3 Threaded rear spacer | 242 A 27550 X |
| 44 | M3 Threaded rear spacer | 242 A 27560 X |
| 62 | M3 Threaded rear spacer | 242 A 27570 X |
| 15 | 4-40 UNC Front/Threaded rear spacer | 242 A 27580 X |
| 26 | 4-40 UNC Front/Threaded rear spacer | 242 A 27590 X |
| 44 | 4-40 UNC Front/Threaded rear spacer | 242 A 27600 X |
| 62 | 4-40 UNC Front/Threaded rear spacer | 242 A 27610 X |
| 15 | M3 Front/Threaded rear spacer | 242 A 27620 X |
| 26 | M3 Front/Threaded rear spacer | 242 A 27630 X |
| 44 | M3 Front/Threaded rear spacer | 242 A 27640 X |
| 62 | M3 Front/Threaded rear spacer | 242 A 27650 X |

PLUG CONNECTOR

| No. of pos. | Mounting style | Part Number |
|-------------|-------------------------------------|---------------|
| 15 | 4-40 UNC Threaded rear spacer | 241 A 27600 X |
| 26 | 4-40 UNC Threaded rear spacer | 241 A 27610 X |
| 44 | 4-40 UNC Threaded rear spacer | 241 A 27620 X |
| 62 | 4-40 UNC Threaded rear spacer | 241 A 27630 X |
| 15 | M3 Threaded rear spacer | 241 A 27640 X |
| 26 | M3 Threaded rear spacer | 241 A 27650 X |
| 44 | M3 Threaded rear spacer | 241 A 27660 X |
| 62 | M3 Threaded rear spacer | 241 A 27670 X |
| 15 | 4-40 UNC Front/Threaded rear spacer | 241 A 27680 X |
| 26 | 4-40 UNC Front/Threaded rear spacer | 241 A 27690 X |
| 44 | 4-40 UNC Front/Threaded rear spacer | 241 A 27700 X |
| 62 | 4-40 UNC Front/Threaded rear spacer | 241 A 27710 X |
| 15 | M3 Front/Threaded rear spacer | 241 A 27720 X |
| 26 | M3 Front/Threaded rear spacer | 241 A 27730 X |
| 44 | M3 Front/Threaded rear spacer | 241 A 27740 X |
| 62 | M3 Front/Threaded rear spacer | 241 A 27750 X |

C-FILTER D-SUB HIGH DENSITY

Solder pin – Straight – Precision machined contacts

ORDER DATA

Capacitance 370 pF

| SOCKET CONNECTOR | | | PLUG CONNECTOR | | |
|------------------|-------------------------------------|---------------|----------------|-------------------------------------|---------------|
| No. of pos. | Mounting style | Part Number | No. of pos. | Mounting style | Part Number |
| 15 | 4-40 UNC Threaded rear spacer | 242 A 18220 X | 15 | 4-40 UNC Threaded rear spacer | 241 A 16620 X |
| 26 | 4-40 UNC Threaded rear spacer | 242 A 18230 X | 26 | 4-40 UNC Threaded rear spacer | 241 A 16630 X |
| 44 | 4-40 UNC Threaded rear spacer | 242 A 18240 X | 44 | 4-40 UNC Threaded rear spacer | 241 A 16640 X |
| 62 | 4-40 UNC Threaded rear spacer | 242 A 18250 X | 62 | 4-40 UNC Threaded rear spacer | 241 A 16650 X |
| 15 | M3 Threaded rear spacer | 242 A 18300 X | 15 | M3 Threaded rear spacer | 241 A 16700 X |
| 26 | M3 Threaded rear spacer | 242 A 18310 X | 26 | M3 Threaded rear spacer | 241 A 16710 X |
| 44 | M3 Threaded rear spacer | 242 A 18320 X | 44 | M3 Threaded rear spacer | 241 A 16720 X |
| 62 | M3 Threaded rear spacer | 242 A 18330 X | 62 | M3 Threaded rear spacer | 241 A 16730 X |
| 15 | 4-40 UNC Front/Threaded rear spacer | 242 A 18380 X | 15 | 4-40 UNC Front/Threaded rear spacer | 241 A 16780 X |
| 26 | 4-40 UNC Front/Threaded rear spacer | 242 A 18390 X | 26 | 4-40 UNC Front/Threaded rear spacer | 241 A 16790 X |
| 44 | 4-40 UNC Front/Threaded rear spacer | 242 A 18400 X | 44 | 4-40 UNC Front/Threaded rear spacer | 241 A 16800 X |
| 62 | 4-40 UNC Front/Threaded rear spacer | 242 A 18410 X | 62 | 4-40 UNC Front/Threaded rear spacer | 241 A 16810 X |
| 15 | M3 Front/Threaded rear spacer | 242 A 18460 X | 15 | M3 Front/Threaded rear spacer | 241 A 16860 X |
| 26 | M3 Front/Threaded rear spacer | 242 A 18470 X | 26 | M3 Front/Threaded rear spacer | 241 A 16870 X |
| 44 | M3 Front/Threaded rear spacer | 242 A 18480 X | 44 | M3 Front/Threaded rear spacer | 241 A 16880 X |
| 62 | M3 Front/Threaded rear spacer | 242 A 18490 X | 62 | M3 Front/Threaded rear spacer | 241 A 16890 X |

Capacitance 830 pF

| SOCKET CONNECTOR | | | PLUG CONNECTOR | | |
|------------------|-------------------------------------|---------------|----------------|-------------------------------------|---------------|
| No. of pos. | Mounting style | Part Number | No. of pos. | Mounting style | Part Number |
| 15 | 4-40 UNC Threaded rear spacer | 242 A 18260 X | 15 | 4-40 UNC Threaded rear spacer | 241 A 16660 X |
| 26 | 4-40 UNC Threaded rear spacer | 242 A 18270 X | 26 | 4-40 UNC Threaded rear spacer | 241 A 16670 X |
| 44 | 4-40 UNC Threaded rear spacer | 242 A 18280 X | 44 | 4-40 UNC Threaded rear spacer | 241 A 16680 X |
| 62 | 4-40 UNC Threaded rear spacer | 242 A 18290 X | 62 | 4-40 UNC Threaded rear spacer | 241 A 16690 X |
| 15 | M3 Threaded rear spacer | 242 A 18340 X | 15 | M3 Threaded rear spacer | 241 A 16740 X |
| 26 | M3 Threaded rear spacer | 242 A 18350 X | 26 | M3 Threaded rear spacer | 241 A 16750 X |
| 44 | M3 Threaded rear spacer | 242 A 18360 X | 44 | M3 Threaded rear spacer | 241 A 16760 X |
| 62 | M3 Threaded rear spacer | 242 A 18370 X | 62 | M3 Threaded rear spacer | 241 A 16770 X |
| 15 | 4-40 UNC Front/Threaded rear spacer | 242 A 18420 X | 15 | 4-40 UNC Front/Threaded rear spacer | 241 A 16820 X |
| 26 | 4-40 UNC Front/Threaded rear spacer | 242 A 18430 X | 26 | 4-40 UNC Front/Threaded rear spacer | 241 A 16830 X |
| 44 | 4-40 UNC Front/Threaded rear spacer | 242 A 18440 X | 44 | 4-40 UNC Front/Threaded rear spacer | 241 A 16840 X |
| 62 | 4-40 UNC Front/Threaded rear spacer | 242 A 18450 X | 62 | 4-40 UNC Front/Threaded rear spacer | 241 A 16850 X |
| 15 | M3 Front/Threaded rear spacer | 242 A 18500 X | 15 | M3 Front/Threaded rear spacer | 241 A 16900 X |
| 26 | M3 Front/Threaded rear spacer | 242 A 18510 X | 26 | M3 Front/Threaded rear spacer | 241 A 16910 X |
| 44 | M3 Front/Threaded rear spacer | 242 A 18520 X | 44 | M3 Front/Threaded rear spacer | 241 A 16920 X |
| 62 | M3 Front/Threaded rear spacer | 242 A 18530 X | 62 | M3 Front/Threaded rear spacer | 241 A 16930 X |

C-FILTER D-SUB HIGH DENSITY

Solder pin – Straight – Precision machined contacts

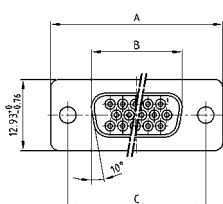


RoHS compliant – CSA listed, File No.: LR 115000-1 – UL listed, File No.: E202784

DESCRIPTION

- Mounting styles:
 - with 4-40 UNC or M3 threaded rear spacer with PCB clip
 - with 4-40 UNC or M3 front and threaded rear spacer with PCB clip
- Quality class 3 (also available in quality class 1)
- Shell: Steel tin plated (brass tin plated on request)

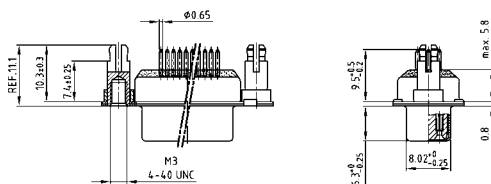
SOCKET CONNECTOR



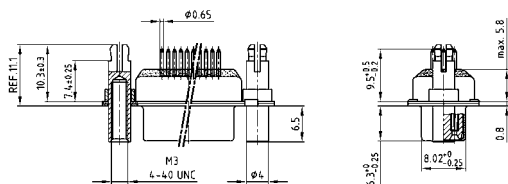
| No. of pos. | A -0.76 | B -0.25 | C |
|-------------|---------|---------|---|
| 15 | 31.19 | 16.46 | 25.00 ^{+0.12} / _{-0.13} |
| 26 | 39.52 | 24.79 | 33.30 ^{+0.15} / _{-0.10} |
| 44 | 53.42 | 38.50 | 47.04 ^{+0.13} / _{-0.13} |
| 62 | 69.70 | 54.96 | 63.50 ^{+0.13} / _{-0.13} |

PCB layout: Kat1i19A

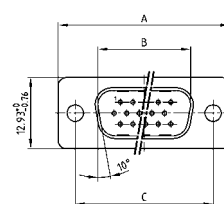
Mounting style: Threaded rear spacer with PCB clip



Mounting style: Front and threaded rear spacer with PCB clip



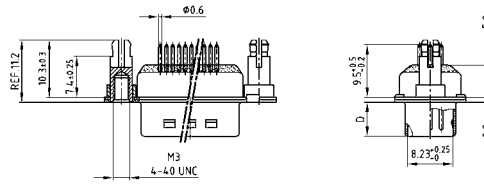
PLUG CONNECTOR



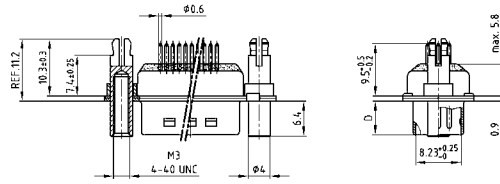
| No. of pos. | A -0.76 | B -0.25 | C | D -0.3 |
|-------------|---------|---------|---|--------|
| 15 | 31.19 | 16.79 | 25.00 ^{+0.12} / _{-0.13} | 6.12 |
| 26 | 39.52 | 25.12 | 33.30 ^{+0.15} / _{-0.10} | 6.12 |
| 44 | 53.42 | 38.84 | 47.04 ^{+0.13} / _{-0.13} | 5.99 |
| 62 | 69.70 | 55.30 | 63.50 ^{+0.13} / _{-0.13} | 5.99 |

PCB layout: Kat1iU0A

Mounting style: Threaded rear spacer with PCB clip



Mounting style: Front and threaded rear spacer with PCB clip



ORDER DATA

Capacitance 180 pF

| SOCKET CONNECTOR | | |
|------------------|--|---------------|
| No. of pos. | Mounting style | Part Number |
| 15 | 4-40 UNC Threaded rear spacer PCB clip | 242 A 27700 X |
| 26 | 4-40 UNC Threaded rear spacer PCB clip | 242 A 27710 X |
| 44 | 4-40 UNC Threaded rear spacer PCB clip | 242 A 27720 X |
| 62 | 4-40 UNC Threaded rear spacer PCB clip | 242 A 27730 X |
| 15 | M3 Threaded rear spacer PCB clip | 242 A 27740 X |
| 26 | M3 Threaded rear spacer PCB clip | 242 A 27750 X |
| 44 | M3 Threaded rear spacer PCB clip | 242 A 27760 X |
| 62 | M3 Threaded rear spacer PCB clip | 242 A 27770 X |
| 15 | 4-40 UNC Front/Threaded rear spacer PCB clip | 242 A 27780 X |
| 26 | 4-40 UNC Front/Threaded rear spacer PCB clip | 242 A 27790 X |
| 44 | 4-40 UNC Front/Threaded rear spacer PCB clip | 242 A 27800 X |
| 62 | 4-40 UNC Front/Threaded rear spacer PCB clip | 242 A 27810 X |
| 15 | M3 Front/Threaded rear spacer PCB clip | 242 A 27820 X |
| 26 | M3 Front/Threaded rear spacer PCB clip | 242 A 27830 X |
| 44 | M3 Front/Threaded rear spacer PCB clip | 242 A 27840 X |
| 62 | M3 Front/Threaded rear spacer PCB clip | 242 A 27850 X |

| PLUG CONNECTOR | | |
|----------------|--|---------------|
| No. of pos. | Mounting style | Part Number |
| 15 | 4-40 UNC Threaded rear spacer PCB clip | 241 A 27800 X |
| 26 | 4-40 UNC Threaded rear spacer PCB clip | 241 A 27810 X |
| 44 | 4-40 UNC Threaded rear spacer PCB clip | 241 A 27820 X |
| 62 | 4-40 UNC Threaded rear spacer PCB clip | 241 A 27830 X |
| 15 | M3 Threaded rear spacer PCB clip | 241 A 27840 X |
| 26 | M3 Threaded rear spacer PCB clip | 241 A 27850 X |
| 44 | M3 Threaded rear spacer PCB clip | 241 A 27860 X |
| 62 | M3 Threaded rear spacer PCB clip | 241 A 27870 X |
| 15 | 4-40 UNC Front/Threaded rear spacer PCB clip | 241 A 27880 X |
| 26 | 4-40 UNC Front/Threaded rear spacer PCB clip | 241 A 27890 X |
| 44 | 4-40 UNC Front/Threaded rear spacer PCB clip | 241 A 27900 X |
| 62 | 4-40 UNC Front/Threaded rear spacer PCB clip | 241 A 27910 X |
| 15 | M3 Front/Threaded rear spacer PCB clip | 241 A 27920 X |
| 26 | M3 Front/Threaded rear spacer PCB clip | 241 A 27930 X |
| 44 | M3 Front/Threaded rear spacer PCB clip | 241 A 27940 X |
| 62 | M3 Front/Threaded rear spacer PCB clip | 241 A 27950 X |

PCB clip .122"/3.1 ± .004"/0.10 mm hole diameter and .063"/1.6 mm circuit board thickness

C-FILTER D-SUB HIGH DENSITY

Solder pin – Straight – Precision machined contacts

ORDER DATA

Capacitance 370 pF

| SOCKET CONNECTOR | | | PLUG CONNECTOR | | |
|------------------|--|---------------|----------------|--|---------------|
| No. of pos. | Mounting style | Part Number | No. of pos. | Mounting style | Part Number |
| 15 | 4-40 UNC Threaded rear spacer PCB clip | 242 A 20610 X | 15 | 4-40 UNC Threaded rear spacer PCB clip | 241 A 20760 X |
| 26 | 4-40 UNC Threaded rear spacer PCB clip | 242 A 20620 X | 26 | 4-40 UNC Threaded rear spacer PCB clip | 241 A 20770 X |
| 44 | 4-40 UNC Threaded rear spacer PCB clip | 242 A 20630 X | 44 | 4-40 UNC Threaded rear spacer PCB clip | 241 A 20780 X |
| 62 | 4-40 UNC Threaded rear spacer PCB clip | 242 A 20640 X | 62 | 4-40 UNC Threaded rear spacer PCB clip | 241 A 20790 X |
| 15 | M3 Threaded rear spacer PCB clip | 242 A 20690 X | 15 | M3 Threaded rear spacer PCB clip | 241 A 20840 X |
| 26 | M3 Threaded rear spacer PCB clip | 242 A 20700 X | 26 | M3 Threaded rear spacer PCB clip | 241 A 20850 X |
| 44 | M3 Threaded rear spacer PCB clip | 242 A 20710 X | 44 | M3 Threaded rear spacer PCB clip | 241 A 20860 X |
| 62 | M3 Threaded rear spacer PCB clip | 242 A 20720 X | 62 | M3 Threaded rear spacer PCB clip | 241 A 20870 X |
| 15 | 4-40 UNC Front/Threaded rear spacer PCB clip | 242 A 20770 X | 15 | 4-40 UNC Front/Threaded rear spacer PCB clip | 241 A 20920 X |
| 26 | 4-40 UNC Front/Threaded rear spacer PCB clip | 242 A 20780 X | 26 | 4-40 UNC Front/Threaded rear spacer PCB clip | 241 A 20930 X |
| 44 | 4-40 UNC Front/Threaded rear spacer PCB clip | 242 A 20790 X | 44 | 4-40 UNC Front/Threaded rear spacer PCB clip | 241 A 20940 X |
| 62 | 4-40 UNC Front/Threaded rear spacer PCB clip | 242 A 20800 X | 62 | 4-40 UNC Front/Threaded rear spacer PCB clip | 241 A 20950 X |
| 15 | M3 Front/Threaded rear spacer PCB clip | 242 A 20850 X | 15 | M3 Front/Threaded rear spacer PCB clip | 241 A 21480 X |
| 26 | M3 Front/Threaded rear spacer PCB clip | 242 A 20860 X | 26 | M3 Front/Threaded rear spacer PCB clip | 241 A 21490 X |
| 44 | M3 Front/Threaded rear spacer PCB clip | 242 A 20870 X | 44 | M3 Front/Threaded rear spacer PCB clip | 241 A 21500 X |
| 62 | M3 Front/Threaded rear spacer PCB clip | 242 A 20880 X | 62 | M3 Front/Threaded rear spacer PCB clip | 241 A 21510 X |

Capacitance 830 pF

| SOCKET CONNECTOR | | | PLUG CONNECTOR | | |
|------------------|--|---------------|----------------|--|---------------|
| No. of pos. | Mounting style | Part Number | No. of pos. | Mounting style | Part Number |
| 15 | 4-40 UNC Threaded rear spacer PCB clip | 242 A 20650 X | 15 | 4-40 UNC Threaded rear spacer PCB clip | 241 A 20800 X |
| 26 | 4-40 UNC Threaded rear spacer PCB clip | 242 A 20660 X | 26 | 4-40 UNC Threaded rear spacer PCB clip | 241 A 20810 X |
| 44 | 4-40 UNC Threaded rear spacer PCB clip | 242 A 20670 X | 44 | 4-40 UNC Threaded rear spacer PCB clip | 241 A 20820 X |
| 62 | 4-40 UNC Threaded rear spacer PCB clip | 242 A 20680 X | 62 | 4-40 UNC Threaded rear spacer PCB clip | 241 A 20830 X |
| 15 | M3 Threaded rear spacer PCB clip | 242 A 20730 X | 15 | M3 Threaded rear spacer PCB clip | 241 A 20880 X |
| 26 | M3 Threaded rear spacer PCB clip | 242 A 20740 X | 26 | M3 Threaded rear spacer PCB clip | 241 A 20890 X |
| 44 | M3 Threaded rear spacer PCB clip | 242 A 20750 X | 44 | M3 Threaded rear spacer PCB clip | 241 A 20900 X |
| 62 | M3 Threaded rear spacer PCB clip | 242 A 20760 X | 62 | M3 Threaded rear spacer PCB clip | 241 A 20910 X |
| 15 | 4-40 UNC Front/Threaded rear spacer PCB clip | 242 A 20810 X | 15 | 4-40 UNC Front/Threaded rear spacer PCB clip | 241 A 20960 X |
| 26 | 4-40 UNC Front/Threaded rear spacer PCB clip | 242 A 20820 X | 26 | 4-40 UNC Front/Threaded rear spacer PCB clip | 241 A 20970 X |
| 44 | 4-40 UNC Front/Threaded rear spacer PCB clip | 242 A 20830 X | 44 | 4-40 UNC Front/Threaded rear spacer PCB clip | 241 A 20980 X |
| 62 | 4-40 UNC Front/Threaded rear spacer PCB clip | 242 A 20840 X | 62 | 4-40 UNC Front/Threaded rear spacer PCB clip | 241 A 20990 X |
| 15 | M3 Front/Threaded rear spacer PCB clip | 242 A 20890 X | 15 | M3 Front/Threaded rear spacer PCB clip | 241 A 21520 X |
| 26 | M3 Front/Threaded rear spacer PCB clip | 242 A 20900 X | 26 | M3 Front/Threaded rear spacer PCB clip | 241 A 21530 X |
| 44 | M3 Front/Threaded rear spacer PCB clip | 242 A 20910 X | 44 | M3 Front/Threaded rear spacer PCB clip | 241 A 21540 X |
| 62 | M3 Front/Threaded rear spacer PCB clip | 242 A 20920 X | 62 | M3 Front/Threaded rear spacer PCB clip | 241 A 21550 X |

PCB clip .122"/3.1 ± .004"/0.10 mm hole diameter and .063"/1.6 mm circuit board thickness

C-FILTER D-SUB HIGH DENSITY

Solder pin – Angled – .350"/7.98 mm – Precision machined contacts – Plastic bracket

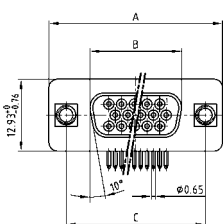


RoHS compliant – CSA listed, File No.: LR 115000-1 – UL listed, File No.: E202784

DESCRIPTION

- Mounting styles:
 - with mounting bracket, grounding strap and 4-40 UNC or M3 threaded insert
 - with mounting bracket, grounding strap and 4-40 UNC or M3 front spacer
- Quality class 3 (also available in quality class 1)
- Shell: Steel tin plated (brass tin plated on request)

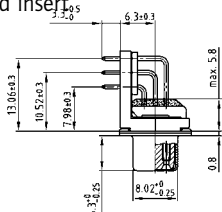
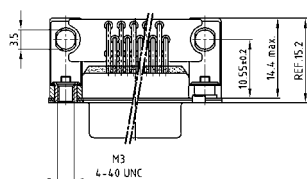
SOCKET CONNECTOR



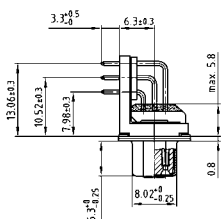
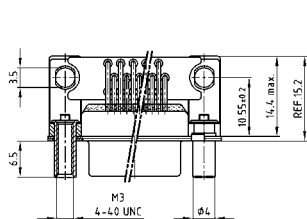
| No. of pos. | A -0.76 | B -0.25 | C |
|-------------|---------|---------|---|
| 15 | 31.19 | 16.46 | 25.00 ^{+0.12} / _{-0.13} |
| 26 | 39.52 | 24.79 | 33.30 ^{+0.15} / _{-0.10} |
| 44 | 53.42 | 38.50 | 47.04 ^{+0.13} / _{-0.10} |
| 62 | 69.70 | 54.96 | 63.50 ^{+0.13} / _{-0.10} |

PCB layout: Kat1iU1A

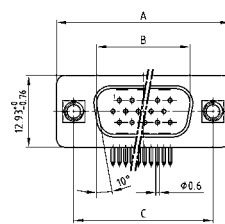
Mounting style: Grounding strap, threaded insert



Mounting style: Grounding strap, front spacer



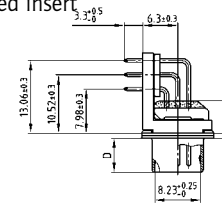
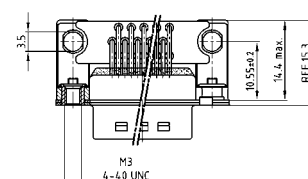
PLUG CONNECTOR



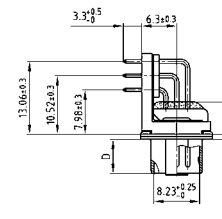
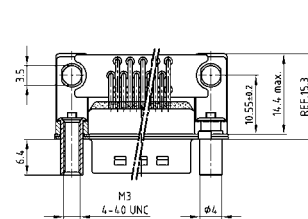
| No. of pos. | A -0.76 | B -0.25 | C | D -0.3 |
|-------------|---------|---------|---|--------|
| 15 | 31.19 | 16.79 | 25.00 ^{+0.12} / _{-0.13} | 6.12 |
| 26 | 39.52 | 25.12 | 33.30 ^{+0.15} / _{-0.10} | 6.12 |
| 44 | 53.42 | 38.84 | 47.04 ^{+0.13} / _{-0.10} | 5.99 |
| 62 | 69.70 | 55.30 | 63.50 ^{+0.13} / _{-0.10} | 5.99 |

PCB layout: Kat1iU2A

Mounting style: Grounding strap, threaded insert



Mounting style: Grounding strap, front spacer



ORDER DATA

Capacitance 180 pF

SOCKET CONNECTOR

| No. of pos. | Mounting style | Part Number |
|-------------|--|---------------|
| 15 | Grounding strap / 4-40 UNC Threaded insert | 242 A 27860 X |
| 26 | Grounding strap / 4-40 UNC Threaded insert | 242 A 27870 X |
| 44 | Grounding strap / 4-40 UNC Threaded insert | 242 A 27880 X |
| 62 | Grounding strap / 4-40 UNC Threaded insert | 242 A 27890 X |
| 15 | Grounding strap / M3 Threaded insert | 242 A 27900 X |
| 26 | Grounding strap / M3 Threaded insert | 242 A 27910 X |
| 44 | Grounding strap / M3 Threaded insert | 242 A 27920 X |
| 62 | Grounding strap / M3 Threaded insert | 242 A 27930 X |
| 15 | Grounding strap / 4-40 UNC Front spacer | 242 A 27940 X |
| 26 | Grounding strap / 4-40 UNC Front spacer | 242 A 27950 X |
| 44 | Grounding strap / 4-40 UNC Front spacer | 242 A 27960 X |
| 62 | Grounding strap / 4-40 UNC Front spacer | 242 A 27970 X |
| 15 | Grounding strap / M3 Front spacer | 242 A 27980 X |
| 26 | Grounding strap / M3 Front spacer | 242 A 27990 X |
| 44 | Grounding strap / M3 Front spacer | 242 A 28000 X |
| 62 | Grounding strap / M3 Front spacer | 242 A 28010 X |

PLUG CONNECTOR

| No. of pos. | Mounting style | Part Number |
|-------------|--|---------------|
| 15 | Grounding strap / 4-40 UNC Threaded insert | 241 A 27960 X |
| 26 | Grounding strap / 4-40 UNC Threaded insert | 241 A 27970 X |
| 44 | Grounding strap / 4-40 UNC Threaded insert | 241 A 27980 X |
| 62 | Grounding strap / 4-40 UNC Threaded insert | 241 A 27990 X |
| 15 | Grounding strap / M3 Threaded insert | 241 A 28000 X |
| 26 | Grounding strap / M3 Threaded insert | 241 A 28010 X |
| 44 | Grounding strap / M3 Threaded insert | 241 A 28020 X |
| 62 | Grounding strap / M3 Threaded insert | 241 A 28030 X |
| 15 | Grounding strap / 4-40 UNC Front spacer | 241 A 28040 X |
| 26 | Grounding strap / 4-40 UNC Front spacer | 241 A 28050 X |
| 44 | Grounding strap / 4-40 UNC Front spacer | 241 A 28060 X |
| 62 | Grounding strap / 4-40 UNC Front spacer | 241 A 28070 X |
| 15 | Grounding strap / M3 Front spacer | 241 A 28080 X |
| 26 | Grounding strap / M3 Front spacer | 241 A 28090 X |
| 44 | Grounding strap / M3 Front spacer | 241 A 28100 X |
| 62 | Grounding strap / M3 Front spacer | 241 A 28110 X |

C-FILTER D-SUB HIGH DENSITY

Solder pin – Angled – .350" / 7.98 mm – Precision machined contacts – Plastic bracket

ORDER DATA

Capacitance 370 pF


| SOCKET CONNECTOR | | | PLUG CONNECTOR | | |
|------------------|--|---------------|----------------|--|---------------|
| No. of pos. | Mounting style | Part Number | No. of pos. | Mounting style | Part Number |
| 15 | Grounding strap / 4-40 UNC Threaded insert | 242 A 18690 X | 15 | Grounding strap / 4-40 UNC Threaded insert | 241 A 17100 X |
| 26 | Grounding strap / 4-40 UNC Threaded insert | 242 A 18700 X | 26 | Grounding strap / 4-40 UNC Threaded insert | 241 A 17110 X |
| 44 | Grounding strap / 4-40 UNC Threaded insert | 242 A 18710 X | 44 | Grounding strap / 4-40 UNC Threaded insert | 241 A 17120 X |
| 62 | Grounding strap / 4-40 UNC Threaded insert | 242 A 18720 X | 62 | Grounding strap / 4-40 UNC Threaded insert | 241 A 17130 X |
| 15 | Grounding strap / M3 Threaded insert | 242 A 18770 X | 15 | Grounding strap / M3 Threaded insert | 241 A 17180 X |
| 26 | Grounding strap / M3 Threaded insert | 242 A 18780 X | 26 | Grounding strap / M3 Threaded insert | 241 A 17190 X |
| 44 | Grounding strap / M3 Threaded insert | 242 A 18790 X | 44 | Grounding strap / M3 Threaded insert | 241 A 17200 X |
| 62 | Grounding strap / M3 Threaded insert | 242 A 18800 X | 62 | Grounding strap / M3 Threaded insert | 241 A 17210 X |
| 15 | Grounding strap / 4-40 UNC Front spacer | 242 A 18850 X | 15 | Grounding strap / 4-40 UNC Front spacer | 241 A 17260 X |
| 26 | Grounding strap / 4-40 UNC Front spacer | 242 A 18860 X | 26 | Grounding strap / 4-40 UNC Front spacer | 241 A 17270 X |
| 44 | Grounding strap / 4-40 UNC Front spacer | 242 A 18870 X | 44 | Grounding strap / 4-40 UNC Front spacer | 241 A 17280 X |
| 62 | Grounding strap / 4-40 UNC Front spacer | 242 A 18880 X | 62 | Grounding strap / 4-40 UNC Front spacer | 241 A 17290 X |
| 15 | Grounding strap / M3 Front spacer | 242 A 18930 X | 15 | Grounding strap / M3 Front spacer | 241 A 17340 X |
| 26 | Grounding strap / M3 Front spacer | 242 A 18940 X | 26 | Grounding strap / M3 Front spacer | 241 A 17350 X |
| 44 | Grounding strap / M3 Front spacer | 242 A 18950 X | 44 | Grounding strap / M3 Front spacer | 241 A 17360 X |
| 62 | Grounding strap / M3 Front spacer | 242 A 18960 X | 62 | Grounding strap / M3 Front spacer | 241 A 17370 X |

Capacitance 830 pF

| SOCKET CONNECTOR | | | PLUG CONNECTOR | | |
|------------------|--|---------------|----------------|--|---------------|
| No. of pos. | Mounting style | Part Number | No. of pos. | Mounting style | Part Number |
| 15 | Grounding strap / 4-40 UNC Threaded insert | 242 A 18730 X | 15 | Grounding strap / 4-40 UNC Threaded insert | 241 A 17140 X |
| 26 | Grounding strap / 4-40 UNC Threaded insert | 242 A 18740 X | 26 | Grounding strap / 4-40 UNC Threaded insert | 241 A 17150 X |
| 44 | Grounding strap / 4-40 UNC Threaded insert | 242 A 18750 X | 44 | Grounding strap / 4-40 UNC Threaded insert | 241 A 17160 X |
| 62 | Grounding strap / 4-40 UNC Threaded insert | 242 A 18760 X | 62 | Grounding strap / 4-40 UNC Threaded insert | 241 A 17170 X |
| 15 | Grounding strap / M3 Threaded insert | 242 A 18810 X | 15 | Grounding strap / M3 Threaded insert | 241 A 17220 X |
| 26 | Grounding strap / M3 Threaded insert | 242 A 18820 X | 26 | Grounding strap / M3 Threaded insert | 241 A 17230 X |
| 44 | Grounding strap / M3 Threaded insert | 242 A 18830 X | 44 | Grounding strap / M3 Threaded insert | 241 A 17240 X |
| 62 | Grounding strap / M3 Threaded insert | 242 A 18840 X | 62 | Grounding strap / M3 Threaded insert | 241 A 17250 X |
| 15 | Grounding strap / 4-40 UNC Front spacer | 242 A 18890 X | 15 | Grounding strap / 4-40 UNC Front spacer | 241 A 17300 X |
| 26 | Grounding strap / 4-40 UNC Front spacer | 242 A 18900 X | 26 | Grounding strap / 4-40 UNC Front spacer | 241 A 17310 X |
| 44 | Grounding strap / 4-40 UNC Front spacer | 242 A 18910 X | 44 | Grounding strap / 4-40 UNC Front spacer | 241 A 17320 X |
| 62 | Grounding strap / 4-40 UNC Front spacer | 242 A 18920 X | 62 | Grounding strap / 4-40 UNC Front spacer | 241 A 17330 X |
| 15 | Grounding strap / M3 Front spacer | 242 A 18970 X | 15 | Grounding strap / M3 Front spacer | 241 A 17380 X |
| 26 | Grounding strap / M3 Front spacer | 242 A 18980 X | 26 | Grounding strap / M3 Front spacer | 241 A 17390 X |
| 44 | Grounding strap / M3 Front spacer | 242 A 18990 X | 44 | Grounding strap / M3 Front spacer | 241 A 17400 X |
| 62 | Grounding strap / M3 Front spacer | 242 A 19000 X | 62 | Grounding strap / M3 Front spacer | 241 A 17410 X |

C-FILTER D-SUB HIGH DENSITY

Solder pin – Angled – .350" / 7.98 mm – Precision machined contacts – Metal bracket

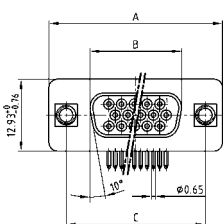


RoHS compliant – CSA listed, File No.: LR 115000-1 – UL listed, File No.: E202784

DESCRIPTION

- Mounting styles:
 - with mounting bracket and 4-40 UNC or M3 threaded insert
 - with mounting bracket, PCB clip and 4-40 UNC or M3 threaded insert
- Quality class 3 (also available in quality class 1)
- Shell: Steel tin plated (brass tin plated on request)

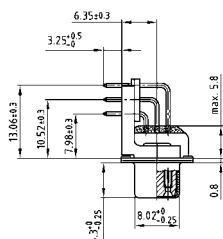
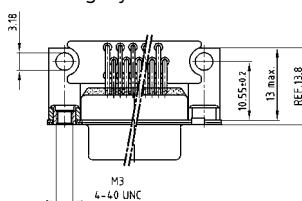
SOCKET CONNECTOR



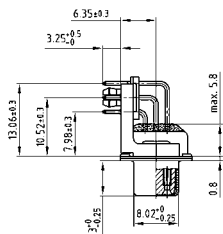
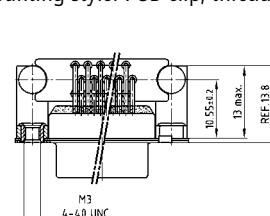
| No. of pos. | A -0.76 | B -0.25 | C |
|-------------|---------|---------|---|
| 15 | 31.19 | 16.46 | 25.00 ^{+0.12} / _{-0.13} |
| 26 | 39.52 | 24.79 | 33.30 ^{+0.15} / _{-0.10} |
| 44 | 53.42 | 38.50 | 47.04 ^{+0.13} / _{-0.10} |
| 62 | 69.70 | 54.96 | 63.50 ^{+0.13} / _{-0.10} |

PCB layout: Kat1iU1A

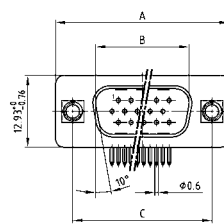
Mounting style: Threaded insert



Mounting style: PCB clip, threaded insert



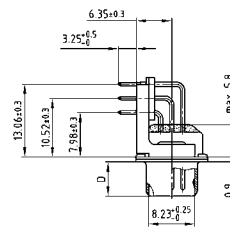
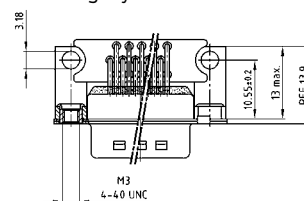
PLUG CONNECTOR



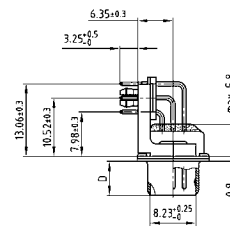
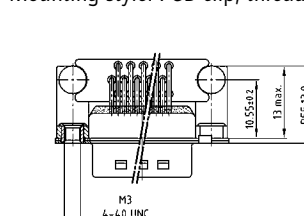
| No. of pos. | A -0.76 | B -0.25 | C | D -0.3 |
|-------------|---------|---------|---|--------|
| 15 | 31.19 | 16.79 | 25.00 ^{+0.12} / _{-0.13} | 6.12 |
| 26 | 39.52 | 25.12 | 33.30 ^{+0.15} / _{-0.10} | 6.12 |
| 44 | 53.42 | 38.84 | 47.04 ^{+0.13} / _{-0.10} | 5.99 |
| 62 | 69.70 | 55.30 | 63.50 ^{+0.13} / _{-0.10} | 5.99 |

PCB layout: Kat1iU2A

Mounting style: Threaded insert



Mounting style: PCB clip, threaded insert



ORDER DATA

Capacitance 180 pF

SOCKET CONNECTOR

| No. of pos. | Mounting style | Part Number |
|-------------|-------------------------------------|---------------|
| 15 | 4-40 UNC Threaded insert | 242 A 28020 X |
| 26 | 4-40 UNC Threaded insert | 242 A 28030 X |
| 44 | 4-40 UNC Threaded insert | 242 A 28040 X |
| 62 | 4-40 UNC Threaded insert | 242 A 28050 X |
| 15 | M3 Threaded insert | 242 A 28060 X |
| 26 | M3 Threaded insert | 242 A 28070 X |
| 44 | M3 Threaded insert | 242 A 28080 X |
| 62 | M3 Threaded insert | 242 A 28090 X |
| 15 | PCB clip / 4-40 UNC Threaded insert | 242 A 28180 X |
| 26 | PCB clip / 4-40 UNC Threaded insert | 242 A 28190 X |
| 44 | PCB clip / 4-40 UNC Threaded insert | 242 A 28200 X |
| 62 | PCB clip / 4-40 UNC Threaded insert | 242 A 28210 X |
| 15 | PCB clip / M3 Threaded insert | 242 A 28220 X |
| 26 | PCB clip / M3 Threaded insert | 242 A 28230 X |
| 44 | PCB clip / M3 Threaded insert | 242 A 28240 X |
| 62 | PCB clip / M3 Threaded insert | 242 A 28250 X |

PLUG CONNECTOR

| No. of pos. | Mounting style | Part Number |
|-------------|-------------------------------------|---------------|
| 15 | 4-40 UNC Threaded insert | 241 A 28120 X |
| 26 | 4-40 UNC Threaded insert | 241 A 28130 X |
| 44 | 4-40 UNC Threaded insert | 241 A 28140 X |
| 62 | 4-40 UNC Threaded insert | 241 A 28150 X |
| 15 | M3 Threaded insert | 241 A 28160 X |
| 26 | M3 Threaded insert | 241 A 28170 X |
| 44 | M3 Threaded insert | 241 A 28180 X |
| 62 | M3 Threaded insert | 241 A 28190 X |
| 15 | PCB clip / 4-40 UNC Threaded insert | 241 A 28280 X |
| 26 | PCB clip / 4-40 UNC Threaded insert | 241 A 28290 X |
| 44 | PCB clip / 4-40 UNC Threaded insert | 241 A 28300 X |
| 62 | PCB clip / 4-40 UNC Threaded insert | 241 A 28310 X |
| 15 | PCB clip / M3 Threaded insert | 241 A 28320 X |
| 26 | PCB clip / M3 Threaded insert | 241 A 28330 X |
| 44 | PCB clip / M3 Threaded insert | 241 A 28340 X |
| 62 | PCB clip / M3 Threaded insert | 241 A 28350 X |

PCB clip .122" / 3.1 ± .004" / 0.10 mm hole diameter and .063" / 1.6 mm circuit board thickness

C-FILTER D-SUB HIGH DENSITY

Solder pin – Angled – .350" / 7.98 mm – Precision machined contacts – Metal bracket

ORDER DATA

Capacitance 370 pF

| SOCKET CONNECTOR | | | PLUG CONNECTOR | | |
|------------------|-------------------------------------|---------------|----------------|-------------------------------------|---------------|
| No. of pos. | Mounting style | Part Number | No. of pos. | Mounting style | Part Number |
| 15 | 4-40 UNC Threaded insert | 242 A 19810 X | 15 | 4-40 UNC Threaded insert | 241 A 18220 X |
| 26 | 4-40 UNC Threaded insert | 242 A 19820 X | 26 | 4-40 UNC Threaded insert | 241 A 18230 X |
| 44 | 4-40 UNC Threaded insert | 242 A 19830 X | 44 | 4-40 UNC Threaded insert | 241 A 18240 X |
| 62 | 4-40 UNC Threaded insert | 242 A 19840 X | 62 | 4-40 UNC Threaded insert | 241 A 18250 X |
| 15 | M3 Threaded insert | 242 A 19890 X | 15 | M3 Threaded insert | 241 A 18300 X |
| 26 | M3 Threaded insert | 242 A 19900 X | 26 | M3 Threaded insert | 241 A 18310 X |
| 44 | M3 Threaded insert | 242 A 19910 X | 44 | M3 Threaded insert | 241 A 18320 X |
| 62 | M3 Threaded insert | 242 A 19920 X | 62 | M3 Threaded insert | 241 A 18330 X |
| 15 | PCB clip / 4-40 UNC Threaded insert | 242 A 19490 X | 15 | PCB clip / 4-40 UNC Threaded insert | 241 A 17900 X |
| 26 | PCB clip / 4-40 UNC Threaded insert | 242 A 19500 X | 26 | PCB clip / 4-40 UNC Threaded insert | 241 A 17910 X |
| 44 | PCB clip / 4-40 UNC Threaded insert | 242 A 19510 X | 44 | PCB clip / 4-40 UNC Threaded insert | 241 A 17920 X |
| 62 | PCB clip / 4-40 UNC Threaded insert | 242 A 19520 X | 62 | PCB clip / 4-40 UNC Threaded insert | 241 A 17930 X |
| 15 | PCB clip / M3 Threaded insert | 242 A 19570 X | 15 | PCB clip / M3 Threaded insert | 241 A 17980 X |
| 26 | PCB clip / M3 Threaded insert | 242 A 19580 X | 26 | PCB clip / M3 Threaded insert | 241 A 17990 X |
| 44 | PCB clip / M3 Threaded insert | 242 A 19590 X | 44 | PCB clip / M3 Threaded insert | 241 A 18000 X |
| 62 | PCB clip / M3 Threaded insert | 242 A 19600 X | 62 | PCB clip / M3 Threaded insert | 241 A 18010 X |


Capacitance 830 pF

| SOCKET CONNECTOR | | | PLUG CONNECTOR | | |
|------------------|-------------------------------------|---------------|----------------|-------------------------------------|---------------|
| No. of pos. | Mounting style | Part Number | No. of pos. | Mounting style | Part Number |
| 15 | 4-40 UNC Threaded insert | 242 A 19850 X | 15 | 4-40 UNC Threaded insert | 241 A 18260 X |
| 26 | 4-40 UNC Threaded insert | 242 A 19860 X | 26 | 4-40 UNC Threaded insert | 241 A 18270 X |
| 44 | 4-40 UNC Threaded insert | 242 A 19870 X | 44 | 4-40 UNC Threaded insert | 241 A 18280 X |
| 62 | 4-40 UNC Threaded insert | 242 A 19880 X | 62 | 4-40 UNC Threaded insert | 241 A 18290 X |
| 15 | M3 Threaded insert | 242 A 19930 X | 15 | M3 Threaded insert | 241 A 18340 X |
| 26 | M3 Threaded insert | 242 A 19940 X | 26 | M3 Threaded insert | 241 A 18350 X |
| 44 | M3 Threaded insert | 242 A 19950 X | 44 | M3 Threaded insert | 241 A 18360 X |
| 62 | M3 Threaded insert | 242 A 19960 X | 62 | M3 Threaded insert | 241 A 18370 X |
| 15 | PCB clip / 4-40 UNC Threaded insert | 242 A 19530 X | 15 | PCB clip / 4-40 UNC Threaded insert | 241 A 17940 X |
| 26 | PCB clip / 4-40 UNC Threaded insert | 242 A 19540 X | 26 | PCB clip / 4-40 UNC Threaded insert | 241 A 17950 X |
| 44 | PCB clip / 4-40 UNC Threaded insert | 242 A 19550 X | 44 | PCB clip / 4-40 UNC Threaded insert | 241 A 17960 X |
| 62 | PCB clip / 4-40 UNC Threaded insert | 242 A 19560 X | 62 | PCB clip / 4-40 UNC Threaded insert | 241 A 17970 X |
| 15 | PCB clip / M3 Threaded insert | 242 A 19610 X | 15 | PCB clip / M3 Threaded insert | 241 A 18020 X |
| 26 | PCB clip / M3 Threaded insert | 242 A 19620 X | 26 | PCB clip / M3 Threaded insert | 241 A 18030 X |
| 44 | PCB clip / M3 Threaded insert | 242 A 19630 X | 44 | PCB clip / M3 Threaded insert | 241 A 18040 X |
| 62 | PCB clip / M3 Threaded insert | 242 A 19640 X | 62 | PCB clip / M3 Threaded insert | 241 A 18050 X |

PCB clip .122" / 3.1 ± .004" / 0.10 mm hole diameter and .063" / 1.6 mm circuit board thickness

LC-FILTER D-SUB HIGH DENSITY

Solder pin – Angled – .350" / 7.98 mm – Precision machined contacts – Metal bracket

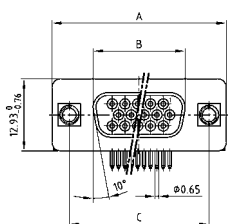


RoHS compliant – CSA listed, File No.: LR 115000-1 – UL listed, File No.: E202784

DESCRIPTION

- Mounting styles:
 - with mounting bracket and 4-40 UNC or M3 threaded insert
 - with mounting bracket, PCB clip and 4-40 UNC or M3 threaded insert
- 44 and 62 pos. version implemented with ferrite pearls
- Quality class 3 (also available in quality class 1)
- Shell: Steel tin plated (brass tin plated on request)

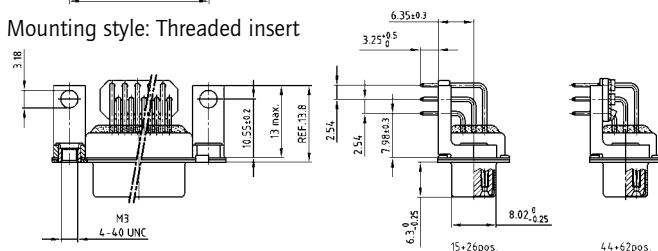
SOCKET CONNECTOR



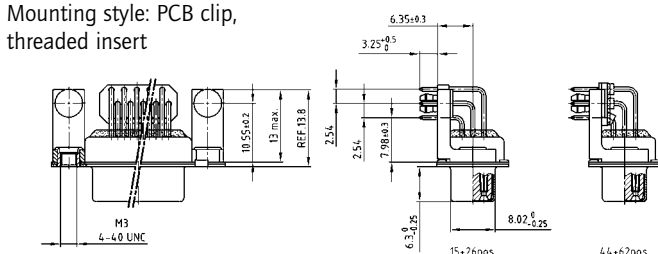
| No. of pos. | A-0.76 | B-0.25 | C |
|-------------|--------|--------|---|
| 15 | 31.19 | 16.46 | 25.00 ^{+0.12} / _{-0.13} |
| 26 | 39.52 | 24.79 | 33.30 ^{+0.15} / _{-0.10} |
| 44 | 53.42 | 38.50 | 47.04 ^{+0.13} / _{-0.10} |
| 62 | 69.70 | 54.96 | 63.50 ^{+0.13} / _{-0.10} |

PCB layout: Kat1iU1A

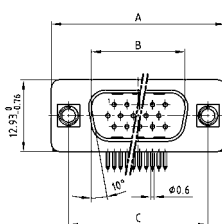
Mounting style: Threaded insert



Mounting style: PCB clip, threaded insert



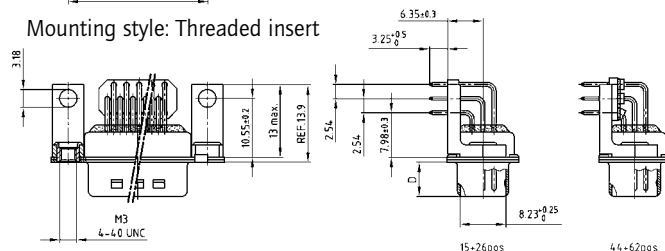
PLUG CONNECTOR



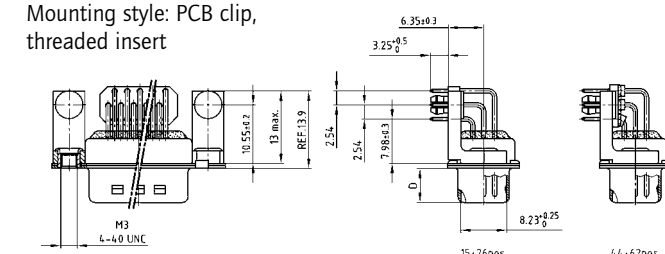
| No. of pos. | A-0.76 | B-0.25 | C | D-0.3 |
|-------------|--------|--------|---|-------|
| 15 | 31.19 | 16.79 | 25.00 ^{+0.12} / _{-0.13} | 6.12 |
| 26 | 39.52 | 25.12 | 33.30 ^{+0.15} / _{-0.10} | 6.12 |
| 44 | 53.42 | 38.84 | 47.04 ^{+0.13} / _{-0.10} | 5.99 |
| 62 | 69.70 | 55.30 | 63.50 ^{+0.13} / _{-0.10} | 5.99 |

PCB layout: Kat1iU2A

Mounting style: Threaded insert



Mounting style: PCB clip, threaded insert



ORDER DATA

Capacitance 180 pF

SOCKET CONNECTOR

| No. of pos. | Mounting style | Part Number |
|-------------|-------------------------------------|---------------|
| 15 | 4-40 UNC Threaded insert | 242 A 26580 X |
| 26 | 4-40 UNC Threaded insert | 242 A 26590 X |
| 44 | 4-40 UNC Threaded insert | 242 A 26600 X |
| 62 | 4-40 UNC Threaded insert | 242 A 26610 X |
| 15 | M3 Threaded insert | 242 A 26660 X |
| 26 | M3 Threaded insert | 242 A 26670 X |
| 44 | M3 Threaded insert | 242 A 26680 X |
| 62 | M3 Threaded insert | 242 A 26690 X |
| 15 | PCB clip / 4-40 UNC Threaded insert | 242 A 26620 X |
| 26 | PCB clip / 4-40 UNC Threaded insert | 242 A 26630 X |
| 44 | PCB clip / 4-40 UNC Threaded insert | 242 A 26640 X |
| 62 | PCB clip / 4-40 UNC Threaded insert | 242 A 26650 X |
| 15 | PCB clip / M3 Threaded insert | 242 A 26700 X |
| 26 | PCB clip / M3 Threaded insert | 242 A 26710 X |
| 44 | PCB clip / M3 Threaded insert | 242 A 26720 X |
| 62 | PCB clip / M3 Threaded insert | 242 A 26730 X |

PLUG CONNECTOR

| No. of pos. | Mounting style | Part Number |
|-------------|-------------------------------------|---------------|
| 15 | 4-40 UNC Threaded insert | 241 A 26680 X |
| 26 | 4-40 UNC Threaded insert | 241 A 26690 X |
| 44 | 4-40 UNC Threaded insert | 241 A 26700 X |
| 62 | 4-40 UNC Threaded insert | 241 A 26710 X |
| 15 | M3 Threaded insert | 241 A 26760 X |
| 26 | M3 Threaded insert | 241 A 26770 X |
| 44 | M3 Threaded insert | 241 A 26780 X |
| 62 | M3 Threaded insert | 241 A 26790 X |
| 15 | PCB clip / 4-40 UNC Threaded insert | 241 A 26720 X |
| 26 | PCB clip / 4-40 UNC Threaded insert | 241 A 26730 X |
| 44 | PCB clip / 4-40 UNC Threaded insert | 241 A 26740 X |
| 62 | PCB clip / 4-40 UNC Threaded insert | 241 A 26750 X |
| 15 | PCB clip / M3 Threaded insert | 241 A 26800 X |
| 26 | PCB clip / M3 Threaded insert | 241 A 26810 X |
| 44 | PCB clip / M3 Threaded insert | 241 A 26820 X |
| 62 | PCB clip / M3 Threaded insert | 241 A 26830 X |

PCB clip .122"/3.1 ± .004"/0.10 mm hole diameter and .063"/1.6 mm circuit board thickness

LC-FILTER D-SUB HIGH DENSITY

Solder pin – Angled – .350" / 7.98 mm – Precision machined contacts – Metal bracket

ORDER DATA

Capacitance 370 pF

| SOCKET CONNECTOR | | | PLUG CONNECTOR | | |
|------------------|-------------------------------------|---------------|----------------|-------------------------------------|---------------|
| No. of pos. | Mounting style | Part Number | No. of pos. | Mounting style | Part Number |
| 15 | 4-40 UNC Threaded insert | 242 A 25620 X | 15 | 4-40 UNC Threaded insert | 241 A 25720 X |
| 26 | 4-40 UNC Threaded insert | 242 A 25630 X | 26 | 4-40 UNC Threaded insert | 241 A 25730 X |
| 44 | 4-40 UNC Threaded insert | 242 A 25640 X | 44 | 4-40 UNC Threaded insert | 241 A 25740 X |
| 62 | 4-40 UNC Threaded insert | 242 A 25650 X | 62 | 4-40 UNC Threaded insert | 241 A 25750 X |
| 15 | M3 Threaded insert | 242 A 25700 X | 15 | M3 Threaded insert | 241 A 25800 X |
| 26 | M3 Threaded insert | 242 A 25710 X | 26 | M3 Threaded insert | 241 A 25810 X |
| 44 | M3 Threaded insert | 242 A 25720 X | 44 | M3 Threaded insert | 241 A 25820 X |
| 62 | M3 Threaded insert | 242 A 25730 X | 62 | M3 Threaded insert | 241 A 25830 X |
| 15 | PCB clip / 4-40 UNC Threaded insert | 242 A 25780 X | 15 | PCB clip / 4-40 UNC Threaded insert | 241 A 25880 X |
| 26 | PCB clip / 4-40 UNC Threaded insert | 242 A 25790 X | 26 | PCB clip / 4-40 UNC Threaded insert | 241 A 25890 X |
| 44 | PCB clip / 4-40 UNC Threaded insert | 242 A 25800 X | 44 | PCB clip / 4-40 UNC Threaded insert | 241 A 25900 X |
| 62 | PCB clip / 4-40 UNC Threaded insert | 242 A 25810 X | 62 | PCB clip / 4-40 UNC Threaded insert | 241 A 25910 X |
| 15 | PCB clip / M3 Threaded insert | 242 A 25860 X | 15 | PCB clip / M3 Threaded insert | 241 A 25960 X |
| 26 | PCB clip / M3 Threaded insert | 242 A 25870 X | 26 | PCB clip / M3 Threaded insert | 241 A 25970 X |
| 44 | PCB clip / M3 Threaded insert | 242 A 25880 X | 44 | PCB clip / M3 Threaded insert | 241 A 25980 X |
| 62 | PCB clip / M3 Threaded insert | 242 A 25890 X | 62 | PCB clip / M3 Threaded insert | 241 A 25990 X |


Capacitance 830 pF

| SOCKET CONNECTOR | | | PLUG CONNECTOR | | |
|------------------|-------------------------------------|---------------|----------------|-------------------------------------|---------------|
| No. of pos. | Mounting style | Part Number | No. of pos. | Mounting style | Part Number |
| 15 | 4-40 UNC Threaded insert | 242 A 25660 X | 15 | 4-40 UNC Threaded insert | 241 A 25760 X |
| 26 | 4-40 UNC Threaded insert | 242 A 25670 X | 26 | 4-40 UNC Threaded insert | 241 A 25770 X |
| 44 | 4-40 UNC Threaded insert | 242 A 25680 X | 44 | 4-40 UNC Threaded insert | 241 A 25780 X |
| 62 | 4-40 UNC Threaded insert | 242 A 25690 X | 62 | 4-40 UNC Threaded insert | 241 A 25790 X |
| 15 | M3 Threaded insert | 242 A 25740 X | 15 | M3 Threaded insert | 241 A 25840 X |
| 26 | M3 Threaded insert | 242 A 25750 X | 26 | M3 Threaded insert | 241 A 25850 X |
| 44 | M3 Threaded insert | 242 A 25760 X | 44 | M3 Threaded insert | 241 A 25860 X |
| 62 | M3 Threaded insert | 242 A 25770 X | 62 | M3 Threaded insert | 241 A 25870 X |
| 15 | PCB clip / 4-40 UNC Threaded insert | 242 A 25820 X | 15 | PCB clip / 4-40 UNC Threaded insert | 241 A 25920 X |
| 26 | PCB clip / 4-40 UNC Threaded insert | 242 A 25830 X | 26 | PCB clip / 4-40 UNC Threaded insert | 241 A 25930 X |
| 44 | PCB clip / 4-40 UNC Threaded insert | 242 A 25840 X | 44 | PCB clip / 4-40 UNC Threaded insert | 241 A 25940 X |
| 62 | PCB clip / 4-40 UNC Threaded insert | 242 A 25850 X | 62 | PCB clip / 4-40 UNC Threaded insert | 241 A 25950 X |
| 15 | PCB clip / M3 Threaded insert | 242 A 25900 X | 15 | PCB clip / M3 Threaded insert | 241 A 26000 X |
| 26 | PCB clip / M3 Threaded insert | 242 A 25910 X | 26 | PCB clip / M3 Threaded insert | 241 A 26010 X |
| 44 | PCB clip / M3 Threaded insert | 242 A 25920 X | 44 | PCB clip / M3 Threaded insert | 241 A 26020 X |
| 62 | PCB clip / M3 Threaded insert | 242 A 25930 X | 62 | PCB clip / M3 Threaded insert | 241 A 26030 X |

PCB clip .122" / 3.1 ± .004" / 0.10 mm hole diameter and .063" / 1.6 mm circuit board thickness

FILTER D-SUB – ACCESSORIES

Ferrite for Standard and High Density D-SUB

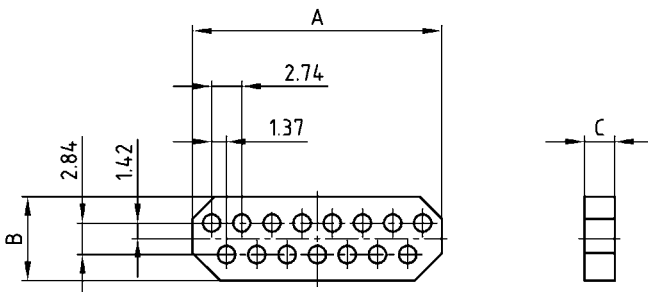


RoHS compliant

DESCRIPTION

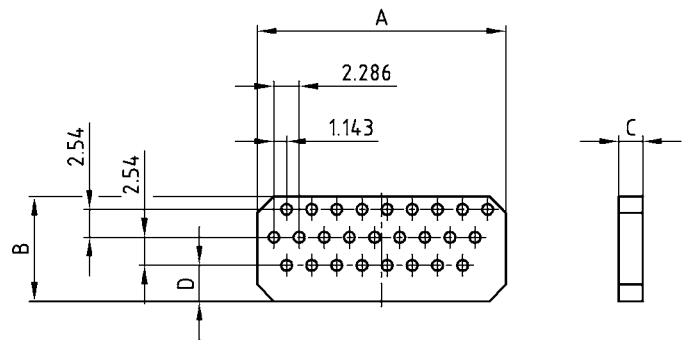
- Ferrite black for use with D-SUB Connectors

FERRITE FOR STANDARD D-SUB



| No. of pos. | A ±0.5 | B ±0.5 | C ±0.10 |
|-------------|--------|--------|---------|
| 09 | 14.50 | 7.6 | 2.75 |
| 15 | 22.65 | 7.6 | 2.74 |
| 25 | 36.40 | 7.6 | 2.70 |
| 37 | 53.08 | 7.6 | 2.80 |

FERRITE FOR HIGH DENSITY ANGLED D-SUB



| No. of pos. | A ±0.5 | B ±0.5 | C ±0.10 | D ±0.15 |
|-------------|--------|--------|---------|---------|
| 15 | 14.0 | 6.9 | 2.0 | 0.91 |
| 26 | 22.6 | 9.5 | 2.2 | 3.26 |


ORDER DATA

| FERRITE FOR STANDARD D-SUB | |
|----------------------------|---------------|
| No. of pos. | Part Number |
| 09 | 240 X 10019 X |
| 15 | 240 X 10029 X |
| 25 | 240 X 10039 X |
| 37 | 240 X 10049 X |

| FERRITE FOR HIGH DENSITY ANGLED D-SUB | |
|---------------------------------------|---------------|
| No. of pos. | Part Number |
| 15 | 240 X 10069 X |
| 26 | 240 X 10079 X |

FILTER D-SUB – ACCESSORIES

EMI / RFI shielding frames

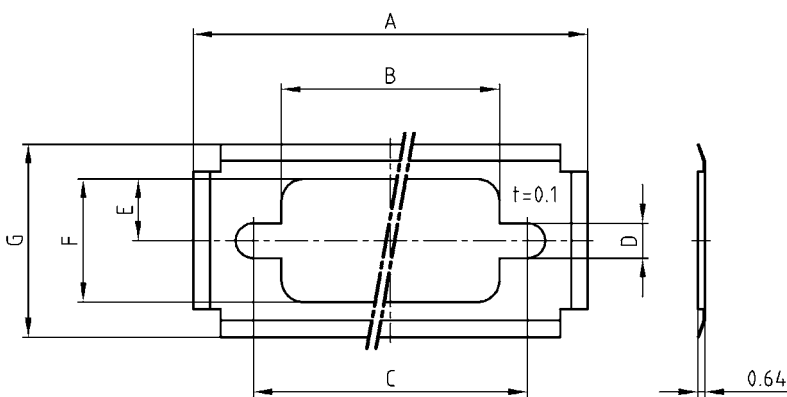


RoHS compliant

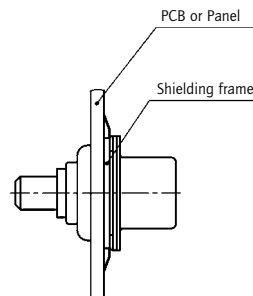
DESCRIPTION

- Material: Stainless steel
- For improved ground contact
- Suitable for assembly to the mating side

PRODUCT DRAWING



| Shell size | A | B | C | D | E | F | G |
|------------|-------|-------|-------|------|------|-------|-------|
| 1 | 35.80 | 19.80 | 24.90 | 3.20 | 5.60 | 11.20 | 17.50 |
| 2 | 44.20 | 28.20 | 33.30 | 3.20 | 5.60 | 11.20 | 17.50 |
| 3 | 57.90 | 41.90 | 47.00 | 3.20 | 5.60 | 11.20 | 17.50 |
| 4 | 74.40 | 58.20 | 63.50 | 3.20 | 5.60 | 11.20 | 17.50 |
| 5 | 72.10 | 53.60 | 61.20 | 6.10 | 7.10 | 13.90 | 20.30 |



ORDER DATA

| SHIELDING FRAME | | | |
|-----------------|----------|--------------|---------------|
| Shell size | Standard | High Density | Part Number |
| 1 | 09 | 15 | 160 X 10839 X |
| 2 | 15 | 26 | 160 X 10849 X |
| 3 | 25 | 44 | 160 X 10859 X |
| 4 | 37 | 62 | 160 X 10869 X |
| 5 | 50 | 78 | 160 X 10879 X |