

XS-3225

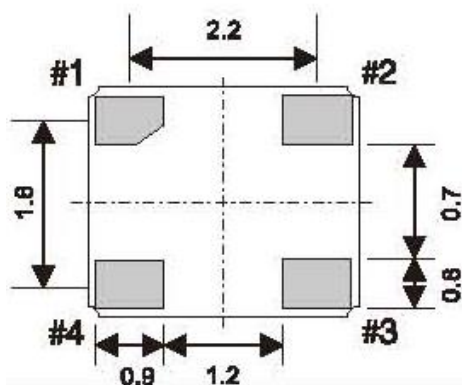
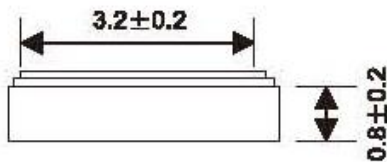

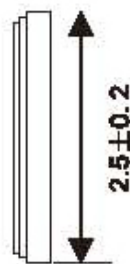
STANDARD SPECIFICATION 標準規格

Nominal Frequency Range	11.0592- 54 MHz
Vibration Mode	AT Fundamental
Load Capacitance	12pF, 20pF, or specify
Frequency Tolerance (at 25 °C)	± 10 ppm, ± 20 ppm, or specify
Frequency Versus Temperature Characteristics	±20 ppm, or specify
Operating Temperature	- 20 - + 70 °C , - 40 - + 85 °C , or specify
Storage Temperature	- 40 - + 85 °C , or specify
Shunt Capacitance	7 pF Max.
Level Of Drive	1-100 μW Max. (10 μW typical)
Frequency Aging (at 25 °C)	± 3 ppm / year Max.
Insulation Resistance	More Than 500MΩ at DC 100V

EQUIVALENT SERIES RESISTANCE 等效電阻

11.0592 - 16 MHz	80 Ω Max.
16 - 20 MHz	60 Ω Max.
20 - 54 MHz	40 Ω Max.

DIMENSIONS 規格尺寸



#1, #3 連接石英晶體 connected to quartz element
 #2, #4 連接接地 connected to the cover

建議焊接區域塊 Suggested solder pad layout

