

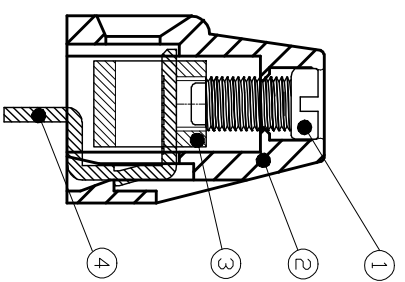
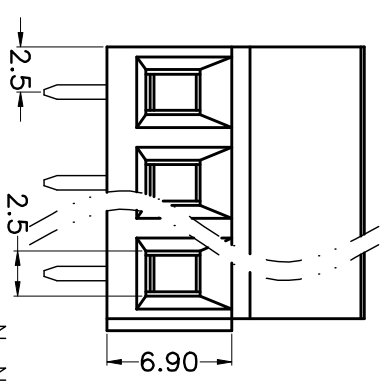
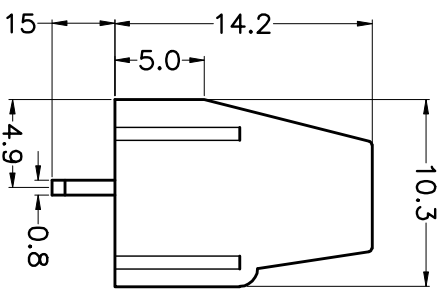
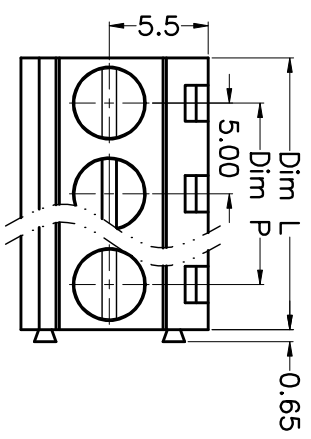
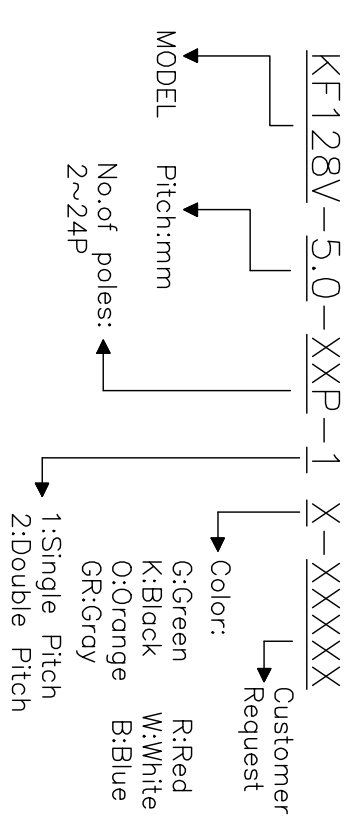
REV.	DESCRIPTION	DATE	DRAWN	APPROVED
A1	DWG.REL	2016/10/7	FANG	YANG

- Material
 - ØScrews : M3.0 steel, Zinc plated,
 - “—” slot type
 - ØHousing : PA66, UL94V-0
 - ØClamp : Brass, Ni plated
 - ØPin header : Brass, Tin plated

- Electrical
 - UL IEC
 - Rated voltage : 300V 250V
 - Rated current : 10A 18A
 - Insulation resistance: 500MΩ/DC500V
 - Withstanding Voltage : AC2000V/1min
 - Wire range: 24-12AWG 2.5mm²

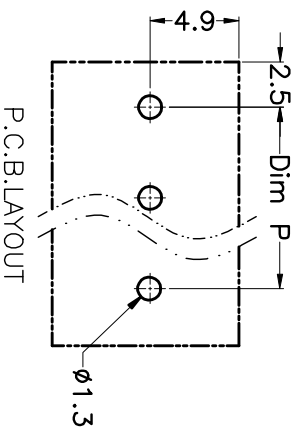
- Mechanical
 - Operating temperature: -40°C~+105°C
 - Soldering temperature: 250°C±5/5sec
 - Torque: 0.5N.m (4.43Lb.in)
 - Strip length: 6-7mm

HOW TO ORDER



N=Number of Poles
 Dim P=(N-1)x5.00
 Dim L=Nx5.00

Poles	Dim P	Dim L
2-6P	±0.10	±0.15
7-12P	±0.20	±0.20
13-18P	±0.25	±0.30
19-24P	±0.30	±0.40



GENERAL TOLERANCE		ANGLE TOLERANCE	
X, .X, .XX	±0.5 ±0.3 ±0.1	X°, X', .XX'	±5° ±3' ±1'
DRAWING TYPE	CUSTOMER	SHEET	1 OF 1
SCALE	1:1	SHEET	1 OF 1
DRAWING NO.	XP0012016-xxxx		

PROJECTION	TITLE
mm	KF128V-5.0-XXP
SHEET SIZE	A4
SERIES	KF128

KAI FENG ELECTRONIC
凯峰电子有限公司
 CIXI KAIFENG ELECTRONIC CO.,LTD