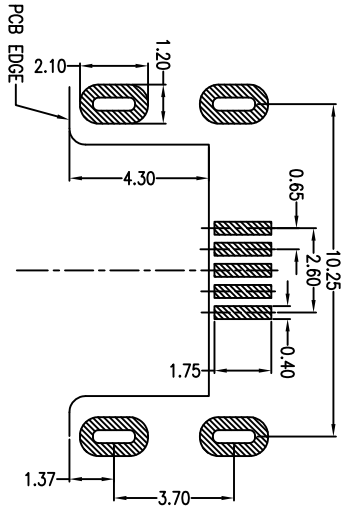
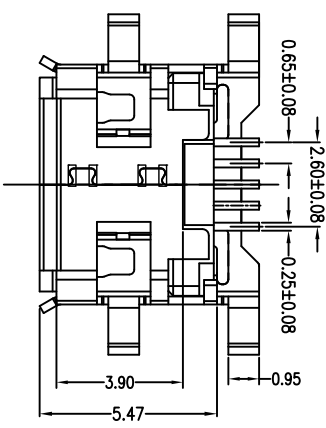
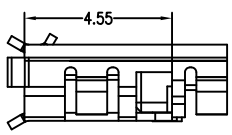
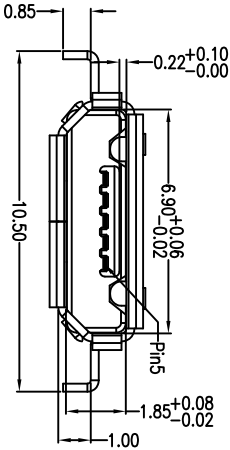
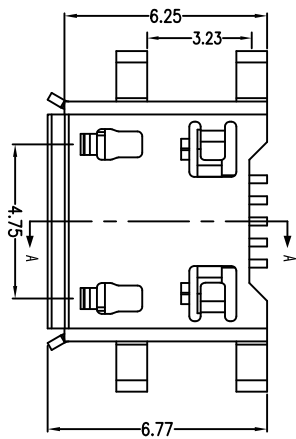
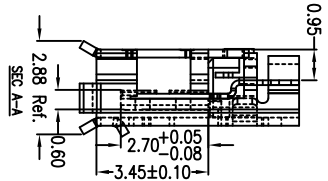
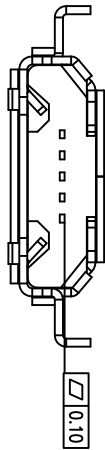


MAPX	MODIFICATION	DATE
------	--------------	------



RECOMMENDED PCB LAYOUT
PCB图仅供参考

- Note:
1. Material:
 - 1.1 Housing: High temperature thermoplastic with g.f.IUL94V-0
 - 1.2 Contact: copper alloy t=0.15mm
 - 1.3 Shell: copper alloy, t=0.25mm
 2. Specification:
 - 2.1 Current rating: 1.5PIN 1.8A Max/2.3,4PIN 1A Max.
 - 2.2 Dielectric withstanding voltage: 100 V(ac) for 1 min.
 - 2.3 Contact resistance: 30 mΩ Max.
 - 2.4 Insulation resistance: 100 MΩ Min.
 - 2.5 Total mating force: 3.57 Kgf Max.
 - 2.6 Total unmating force: 1.0 Kgf Min.
 - 2.7 Temperature range: -30°C~80°C

产品图

深圳市精拓金电子有限公司

公差一览表		单位		制图		制图料号	
TOLERANCE UNLESS OTHERWISE:		UNITS		DRAWING		PRODUCT PART NO.	
X.	±0.15	X.	±5.°	审核	郭治富	产品名称	
X.	±0.10	X.	±2.°	日期	2016-09-09	Micro usb 5s B Type 2级 1.0脚插	
.XX	±0.05	.XX	±1.°	核准	黄国荣	角法	
.XXX	±0.03	.XXX	±0.5°	日期		版本	
				APPRO		A0	

1 2 3 4 7 8 9 10

G F E D C B A

Autodesk 教育版产品制作