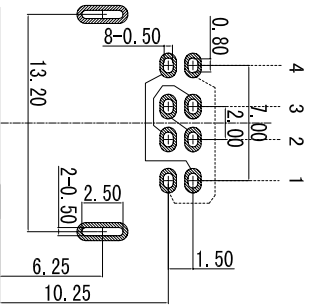
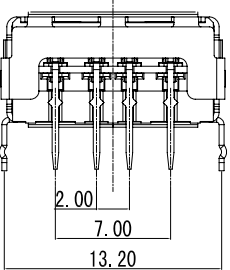
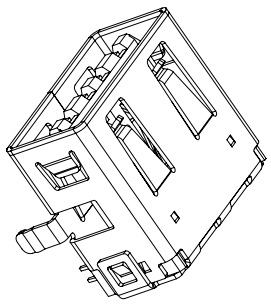
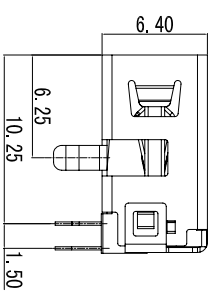
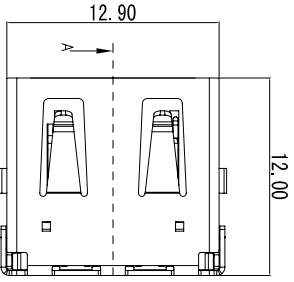
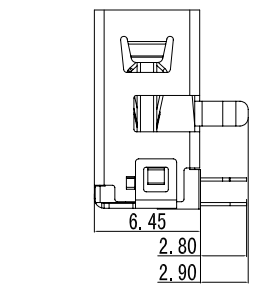
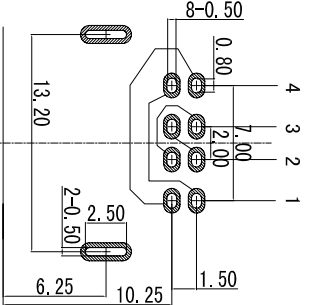


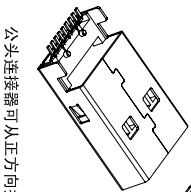
MAPX	MODIFICATION	DATE
------	--------------	------



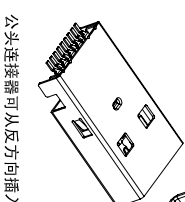
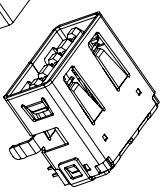
PCB LAYOUT T=2.1mm(max)
TOP VIEW TOLERANCE:±0.1mm
2层或以上PCB板建议布线方式



PCB LAYOUT T=2.1mm(max)
TOP VIEW TOLERANCE:±0.1mm
单面板建议布线方式



公头连接器可从正方向插入



公头连接器可从反方向插入

- NOTES:
- 1.MATERIAL:
- 1.1 HOUSING: THERMOPLASTIC COLOR: BLACK
 - 1.2 CONTACT: COPPER ALLOY
 - 1.3 SHELL: STAINLESS STEEL OR K7
2. PLATING:
- CONTACT:
- 1). GOLD FLASH CONTACT AREA;120u" TIN SOLDER;NICKEL OVER ALL
 - 2). 5u" GOLD CONTACT AREA;120u" TIN SOLDER;NICKEL OVER ALL
 - 3). 15u" GOLD CONTACT AREA;120u" TIN SOLDER;NICKEL OVER ALL
- SHELL: NICKEL OVER ALL
- 4.ENVIRONMENTAL:
- OPERATION TEMPERATURE:-40° C~+85° C
- 5.PRODUCT COMPLIANT TO THE REQUEST OF RoHS

产品图

深圳市精拓金电子有限公司

PRODUCT CHART DWG		公差一览表		制图料号	
TOLERANCE UNLESS OTHERWISE		UNIT	DRAWING	PRODUCT PART NO.	
X	±0.25	X	X	产品名称	
X	±0.20	X	X	PRODUCT NO.	
.XX	±0.15	.XX	±1°	角法	版本
.XXX	±0.10	.XXX	±0.5°	日期	VER
		DATE	APD	2013.05.09	AO