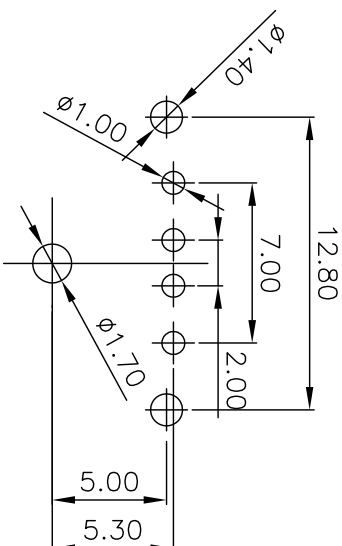
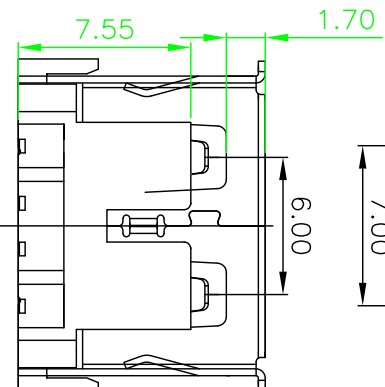
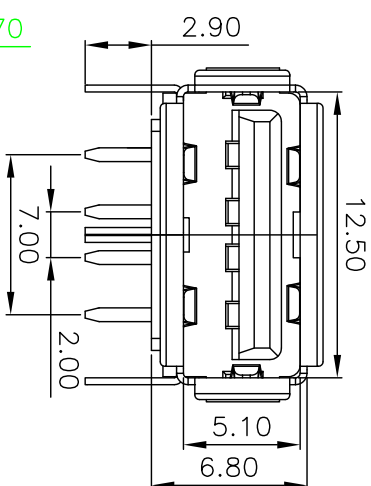
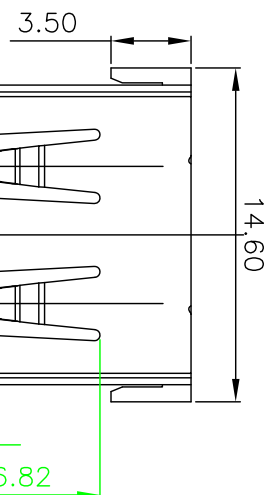
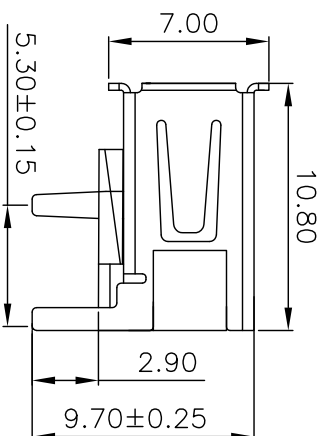


RoHS



FRONT EDGE OF CONNECTOR
PCB LAYOUT



1	908-451A1016D102	5
2	908-451A1026D102	6
3	908-452A1026D102	7
4		8

DRAWN		TITLE	
CHECKED	APPROVED	USB AF 90° DIP有耳三直脚	
UNIT		TOLERANCE	
mm		.XXX±.10, .XX±.20, .X±.25, ANG±5°	
3rd ANGLE PROJECTION		PART NO.	
		SEE PART ON	
		DRAWING NO.	
		908-452A1026D102	
		SCALE	SHEET
		1:1	1 OF 1
		SIZE	REV.
		A4	X1

深圳市精拓金电子有限公司

AF10.8 塑胶结构修改胶芯由5.5改为7.5mm 18年12月05日

REVISIONS			
SYL	ECN No.	MODIFICATION	DATE ISSUED

- Note:
- Material:
 - Housing: High temperature thermoplastic with/black G/F, UL94v-0
 - Contact: copper alloy, t=0.25mm
 - Shell: copper/Ferroilloy alloy, t=0.30mm
 - Specification:
 - Current rating: 1.5A Max.
 - Dielectric withstanding voltage: 100 V(ac) for 1 min.
 - Contact resistance: 30 mΩ Max.
 - Insulation resistance: 100 MΩ Min.
 - Total mating force: 3.57 Kgf Max.
 - Total unmating force: 1.0 Kgf Min.
 - Finish:
 - Contact: Plated Gold in Mating Area: Tin On Solder Tolls
 - Shell: Nickel Plating
 - Environmental:
 - Temperature range: -55°C~85°C

