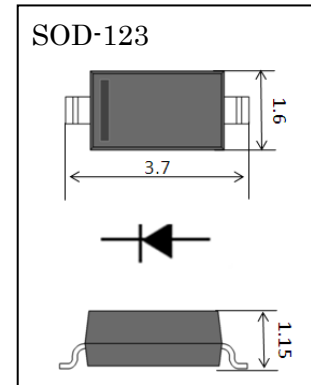


- Constant Voltage control
- Wide Voltage Range Selection 2.4V to 39V
- RoHS compliant / Green EMC
- Matte Tin (Sn) Lead finish
- Moisture Level Sensitivity 1
- Cathode Band / Device marking  
Refer to table list



※Mark: refer to Device Marking

#### Absolute Maximum Ratings (Ta = 25 °C)

Symbol	Parameter	Value	Units
$P_D$	Power Dissipation	500	mW
$T_J$	Junction Temperature	150	°C
$T_{STG}$	Storage Temperature	-65 to +150	°C
$I_{ZM}$	Maximum Regulator Current	$P_D/V_Z$	mA

#### Electrical Characteristics (Ta = 25 °C)

Type Number	Device Marking	$V_Z$ (V) @ $I_{ZT}$			$I_{ZT}$ mA	$Z_{ZT}@I_{ZT}$ $\Omega$	$Z_{ZK}@I_{ZK}$ $\Omega$	$I_{zk}$ (mA)	$I_R$ ( $\mu$ A)	$V_R$ (V)
		Nom(V)	Min(V)	Max(V)						
MMSZ5221B	C1	2.4	2.28	2.52	20	30	1200	0.25	100	1.0
MMSZ5223B	C3	2.7	2.57	2.84	20	30	1300	0.25	75	1.0
MMSZ5225B	C5	3.0	2.85	3.15	20	30	1600	0.25	50	1.0
MMSZ5226B	G1	3.3	3.14	3.47	20	28	1600	0.25	25	1.0
MMSZ5227B	G2	3.6	3.42	3.78	20	24	1700	0.25	15	1.0
MMSZ5228B	G3	3.9	3.71	4.10	20	23	1900	0.25	10	1.0
MMSZ5229B	G4	4.3	4.09	4.52	20	22	2000	0.25	5	1.0
MMSZ5230B	G5	4.7	4.47	4.94	20	19	1900	0.25	5	2.0
MMSZ5231B	E1	5.1	4.85	5.36	20	17	1600	0.25	5	2.0
MMSZ5232B	E2	5.6	5.32	5.88	20	11	1600	0.25	5	3.0
MMSZ5233B	E3	6.0	5.70	6.30	20	7	1600	0.25	5	3.5

Continued next page

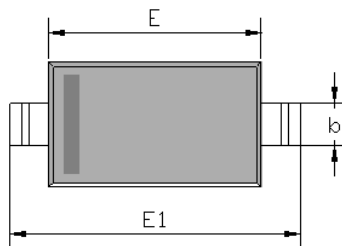
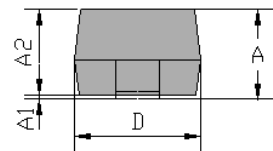
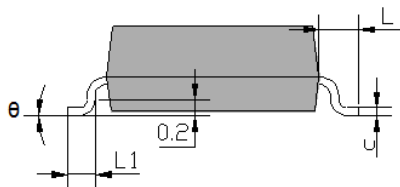
Type Number	Device Marking	V <sub>z</sub> (V)@I <sub>ZT</sub>			I <sub>ZT</sub>	Z <sub>ZT</sub> @I <sub>ZT</sub>	Z <sub>ZK</sub> @I <sub>ZK</sub>	I <sub>zk</sub> (mA)	I <sub>R</sub> ( $\mu$ A)	V <sub>R</sub> (V)
		Nom(V)	Min(V)	Max(V)	mA	$\Omega$				
MMSZ5234B	E4	6.2	5.89	6.51	20	7	1000	0.25	5	4.0
MMSZ5235B	E5	6.8	6.46	7.14	20	5	750	0.25	3	5.0
MMSZ5236B	F1	7.5	7.13	7.88	20	6	500	0.25	3	6.0
MMSZ5237B	F2	8.2	7.79	8.61	20	8	500	0.25	3	6.5
MMSZ5238B	F3	8.7	8.27	9.14	20	8	600	0.25	3	6.5
MMSZ5239B	F4	9.1	8.65	9.56	20	10	600	0.25	3	7.0
MMSZ5240B	F5	10	9.50	10.50	20	17	600	0.25	3	8.0
MMSZ5241B	H1	11	10.45	11.55	20	22	600	0.25	2.0	8.4
MMSZ5242B	H2	12	11.40	12.60	20	30	600	0.25	1.0	9.1
MMSZ5243B	H3	13	12.35	13.65	9.5	13	600	0.25	0.5	9.9
MMSZ5244B	H4	14	13.30	14.70	9.0	15	600	0.25	0.1	10
MMSZ5245B	H5	15	14.25	15.75	8.5	16	600	0.25	0.1	11
MMSZ5246B	J1	16	15.20	16.80	7.8	17	600	0.25	0.1	12
MMSZ5248B	J3	18	17.10	18.90	7.0	21	600	0.25	0.1	14
MMSZ5250B	J5	20	19.00	21.00	6.2	25	600	0.25	0.1	15
MMSZ5251B	K1	22	20.90	23.10	5.6	29	600	0.25	0.1	17
MMSZ5252B	K2	24	22.80	25.20	5.2	33	600	0.25	0.1	18
MMSZ5253B	K3	25	23.75	26.25	5.0	35	600	0.25	0.1	19
MMSZ5254B	K4	27	25.65	28.35	5.0	41	600	0.25	0.1	21
MMSZ5255B	K5	28	26.60	29.40	4.5	44	600	0.25	0.1	21
MMSZ5256B	M1	30	28.50	31.50	4.2	49	600	0.25	0.1	23
MMSZ5257B	M2	33	31.35	34.65	3.8	58	700	0.25	0.1	25
MMSZ5258B	M3	36	34.20	37.80	3.4	70	700	0.25	0.1	27
MMSZ5259B	M4	39	37.05	40.95	3.2	80	800	0.25	0.1	30

### Ordering Information

Device	Package	Shipping	Tape wide	Emboss pitch	Tape specification	Notes
MMSZ Series	SOD123	Tape & Reel 3000pcs /7" Reel	8 mm	4 mm	Conductive	

### Package Dimensions


Package outline : SOD-123



Unit	A	A1	A2	b	c	D	E	E1	L	L1	$\theta$
Max.	1.25	0.10	1.15	0.65	0.15	1.70	2.80	3.85	0.500 REF.	0.45	8°
Min.	1.05	0.00	1.05	0.45	0.08	1.50	2.60	3.55		0.25	0°

SOD123 Package Outline

3 24



Land Pattern Recommendation

Note:

1. Halogen free,EMC
2. Pb free solder
3. Lead thickness includes solder plating
4. Lead frame: A42
5. Other Tolerance:  $\pm 0.05$
6. Dimensions are exclusive of Burrs, Mold Flash and Tie Bar extrusions
7. Unit: mm