

HC/49US (AT49) LOW PROFILE SURFACE MOUNT MICROPROCESSOR CRYSTAL

ABLS2



RoHS
Compliant



11.4 x 4.7 x 3.3 mm

Moisture Sensitivity Level (MSL) – This product is Hermetically Sealed and not Moisture Sensitive - MSL = N/A: Not Applicable

FEATURES:

- Suitable for RoHS compliant reflow
- Low height reduced to 3.3mm
- Available suitable for thin equipment
- Tight stability & extended temperature

APPLICATIONS:

- Computers, Modems, Microprocessors
- Wireless Applications

STANDARD SPECIFICATIONS:

Parameters	Minimum	Typical	Maximum	Units	Notes
Frequency Range	3.579545	-----	24.00	MHz	Fundamental AT (Standard)
	24.01	-----	50.00		Fundamental AT or BT (See options)
	24.01	-----	70.00		3 rd Overtone (Standard)
Operation Mode	Fundamental or 3 rd Overtone				
Operating Temperature	0	-----	+70	°C	See options
Storage Temperature	-55	-----	+125	°C	
Frequency Tolerance @+25°C	-50	-----	+50	ppm	See options
Frequency Stability over the Operating Temperature (ref. to +25°C)	-50	-----	+50	ppm	See options (For BT cut, ±100ppm max.at -10° C to +60° C only)
Equivalent series resistance (R1)	See table 1 below			Ω	
Shunt capacitance (C0)	-----	-----	7	pF	
Load capacitance (CL)	-----	18	-----	pF	Standard (See options if other than STD)
Drive Level	-----	100	1000	μW	
Aging	-5	-----	+5	ppm	@25°C±3°C First year
Insulation Resistance	500	-----	-----	MΩ	@ 100Vdc ± 15V
Drive level dependency (DLD)	Minimum 7 points tested: from 1μW to 500μW. Change in frequency (Maximum - Minimum) over DLD range < ±10ppm Change in ESR (Maximum - Minimum) over DLD range < 25% of Max ESR value. Maximum ESR over DLD range < Max ESR value.				

TABLE 1: ESR

FREQUENCY (MHz)	ESR (Ω)
3.579545 - 4.999 (Fund.)	180
5.000 - 5.999 (Fund.)	120
6.000 - 7.999 (Fund.)	100
8.000 - 8.999 (Fund.)	80
9.000 - 9.999 (Fund.)	60
10.000 - 15.999 (Fund.)	50
16.000 - 50.000 (Fund.)	40
24.01 - 31.999 (3rd O/T)	100
32.000 - 70.00 (3rd O/T)	80

HC/49US (AT49) LOW PROFILE SURFACE MOUNT MICROPROCESSOR CRYSTAL


ABLS2



RoHS
Compliant



Reduced height to 3.3mm



11.4 x 4.7 x 3.3 mm

Options and Part Identification

(left blank if standard)

ABLS2 - MHz - - - - -

Frequency in MHz

Please specify the frequency in MHz. e.g. 14.31818MHz

Load Capacitance (pF)

Please specify CL (Minimum 10pF) in pF or S for series

Custom ESR if other than standard

R
□: Specify a value in Ω (e.g.: R40)

Operating Temp.

A: -10°C ~ +60°C
B: -20°C ~ +70°C
C: -30°C ~ +70°C
N: -30°C ~ +85°C
D: -40°C ~ +85°C
J*: -40°C ~ +105°C
K*: -40°C ~ +125°C
L*: -55°C ~ +125°C

Freq. Tolerance

H5: ± 5 ppm
1: ± 10 ppm
7: ± 15 ppm
2: ± 20 ppm
3: ± 25 ppm
4: ± 30 ppm

Oscillation Mode

F: Fund. AT>24MHz
FB: Fund. BT>24MHz

Freq. Stability

U**: ± 10 ppm
G: ± 15 ppm
X: ± 20 ppm
W: ± 25 ppm
Y: ± 30 ppm
H: ± 35 ppm
Q: ± 100 ppm
R: ± 150 ppm

Packaging

Blank: Bulk
T: Tape&Reel

NOTE: Fundamental BT frequency stability ± 100ppm max. at -10° C to +60° C only.

* Frequency stability ±50ppm, ±100ppm, ±150ppm only. Contact ABRACON for tighter frequency stability.

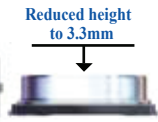
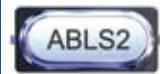
** Contact ABRACON for availability of ±10ppm with other Operating Temperature options.

HC/49US (AT49) LOW PROFILE SURFACE MOUNT MICROPROCESSOR CRYSTAL

ABLS2

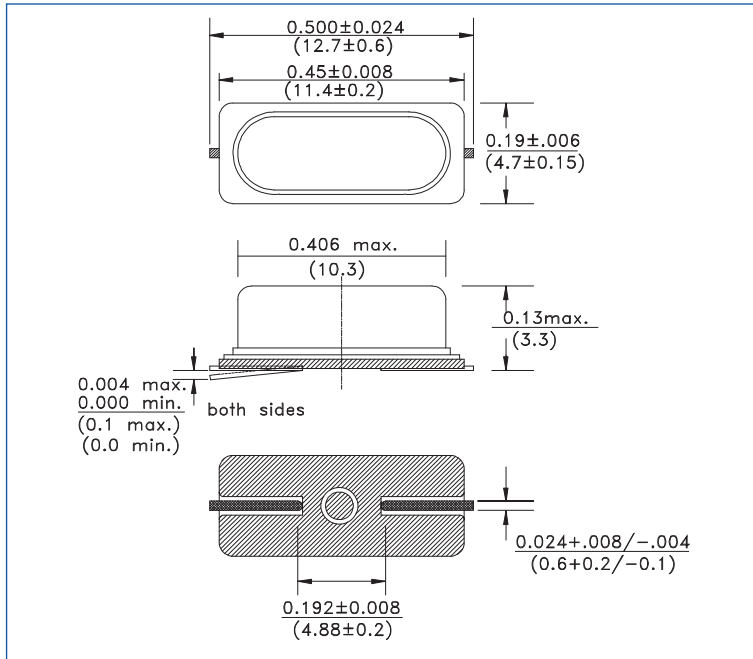


RoHS
Compliant

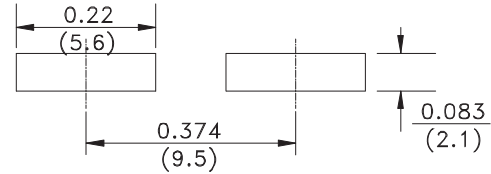


11.4 x 4.7 x 3.3 mm

OUTLINE DRAWING:

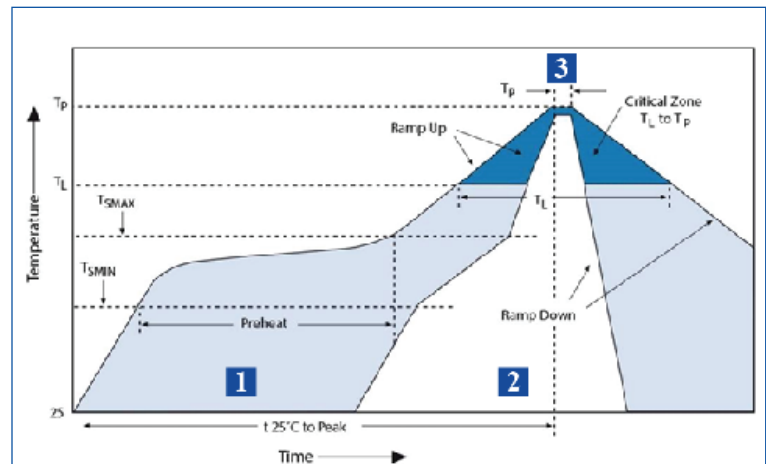
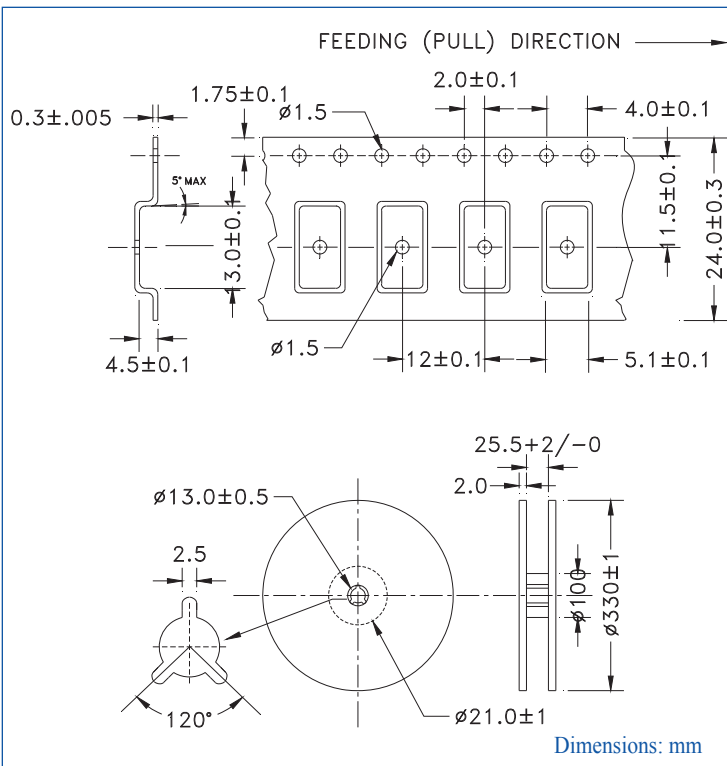


Recommended land pattern



TAPE & REEL: T = tape and reel (1000pcs/reel)

Reflow Profile



Zone	Description	Temperature	Time
1	Preheat	$T_{SMIN} \sim T_{SMAX}$ 150°C ~ 180°C	60 ~ 120 sec.
2	Reflow	T_L 230°C	30 ~ 40 sec.
3	Peak Heat	T_p 260°C	10 sec. MAX

ATTENTION: Abracon products are COTS - Commercial-Off-The-Shelf products; suitable for Commercial, Industrial and, where designated, Automotive Applications. Abracon's products are not specifically designed for Military, Aviation, Aerospace, Life-dependant Medical applications or any application requiring high reliability where component failure could result in loss of life and/or property. For applications requiring high reliability and/or presenting an extreme operating environment, written consent and authorization from Abracon is required. Please contact Abracon for more information.

Mouser Electronics

Authorized Distributor

Click to View Pricing, Inventory, Delivery & Lifecycle Information:

ABRACON:

[ABLS2-6.000MHZ-D4Y-T](#) [ABLS2-5.000MHZ-D4Y-T](#) [ABLS2-4.000MHZ-D4Y-T](#) [ABLS2-8.000MHZ-D4Y-T](#) [ABLS2-16.000MHZ-D4Y-T](#) [ABLS2-20.000MHZ-D4Y-T](#) [ABLS2-13.000MHZ-D4Y-T](#) [ABLS2-12.000MHZ-D4Y-T](#) [ABLS2-10.000MHZ-D4Y-T](#) [ABLS2-15.000MHZ-D4Y-T](#) [ABLS2-32.000MHZ-D4YF-T](#) [ABLS2-36.000MHZ-D4YF-T](#) [ABLS2-30.000MHZ-D4YF-T](#) [ABLS2-33.000MHZ-D4YF-T](#) [ABLS2-25.000MHZ-D4YF-T](#) [ABLS2-40.000MHZ-D4YF-T](#) [ABLS2-27.000MHZ-D4YF-T](#) [ABLS2-24.000MHZ-D4YF-T](#) [ABLS2-26.000MHZ-D4YF-T](#) [ABLS2-11.0592MHZ-D4Y-T](#) [ABLS2-7.3728MHZ-D4Y-T](#) [ABLS2-6.144MHZ-D4Y-T](#) [ABLS2-8.192MHZ-D4Y-T](#) [ABLS2-3.579545MHZ-D4Y-T](#) [ABLS2-3.6864MHZ-D4Y-T](#) [ABLS2-12.288MHZ-D4Y-T](#) [ABLS2-18.432MHZ-D4Y-T](#) [ABLS2-14.31818MHZ-D4Y-T](#) [ABLS2-14.7456MHZ-D4Y-T](#) [ABLS2-16.384MHZ-D4Y-T](#) [ABLS2-19.6608MHZ-D4Y-T](#) [ABLS2-4.096MHZ-D4Y-T](#) [ABLS2-24.576MHZ-D4YF-T](#) [ABLS2-4.9152MHZ-D4Y-T](#) [ABLS2-22.1184MHZ-D4Y-T](#) [ABLS2-29.4912MHZ-D4YF-T](#) [ABLS2-9.8304MHZ-D4Y-T](#) [ABLS2-49.152MHZ-D4YF-T](#) [ABLS2-50.000MHZ-D4YF-T](#) [ABLS2-6.000MHz-B4Y-T](#) [ABLS2-48.000MHz-B1U-T](#) [ABLS2-64.000MHz-B4Y-T](#) [ABLS2-11.2896MHz-B4Y-T](#) [ABLS2-20.000MHz-B1U-T](#) [ABLS2-24.576MHz-B1U-T](#) [ABLS2-14.31818MHz-B4Y-T](#) [ABLS2-22.1184MHz-B1U-T](#) [ABLS2-30.000MHz-B1U-T](#) [ABLS2-12.288MHz-B1U-T](#) [ABLS2-12.000MHz-B4Y-T](#) [ABLS2-30.000MHz-B4Y-T](#) [ABLS2-8.912MHz-B4Y-T](#) [ABLS2-13.560MHz-B1U-T](#) [ABLS2-36.000MHz-B4Y-T](#) [ABLS2-27.000MHz-B4Y-T](#) [ABLS2.432MHz-B1U-T](#) [ABLS2-10.000MHz-B1U-T](#) [ABLS2-15.360MHz-B4Y-T](#) [ABLS2-50.000MHz-B4Y-T](#) [ABLS2-25.000MHz-B1U-T](#) [ABLS2-4.000MHz-B4Y-T](#) [ABLS2-24.000MHz-B1U-T](#) [ABLS2-16.000MHz-B1U-T](#) [ABLS2-16.384MHz-B4Y-T](#) [ABLS2-50.000MHz-B1U-T](#) [ABLS2-24.000MHz-B4Y-T](#) [ABLS2-8.192MHz-B1U-T](#) [ABLS2-7.680MHz-B4Y-T](#) [ABLS2-35.328MHz-B4Y-T](#) [ABLS2-27.000MHz-B1U-T](#) [ABLS2-60.000MHz-B4Y-T](#) [ABLS2-16.384MHz-B1U-T](#) [ABLS2-19.200MHz-B1U-T](#) [ABLS2-20.000MHz-B4Y-T](#) [ABLS2-25.000MHz-B4Y-T](#) [ABLS2-24.576MHz-B4Y-T](#) [ABLS2-7.3728MHz-B4Y-T](#) [ABLS2-15.360MHz-B1U-T](#) [ABLS2-12.288MHz-B4Y-T](#) [ABLS2-14.31818MHz-B1U-T](#) [ABLS2-19.200MHz-B4Y-T](#) [ABLS2-14.7456MHz-B1U-T](#) [ABLS2-8.192MHz-B4Y-T](#) [ABLS2-4.9152MHz-B4Y-T](#) [ABLS2-8.000MHz-B4Y-T](#) [ABLS2-26.000MHz-B4Y-T](#) [ABLS2-8.000MHz-B1U-T](#) [ABLS2-3.579545MHz-B4Y-T](#) [ABLS2-4.096MHz-B4Y-T](#) [ABLS2-54.000MHz-B4Y-T](#) [ABLS2-36.000MHz-B1U-T](#) [ABLS2-13.560MHz-B4Y-T](#) [ABLS2-10.000MHz-B4Y-T](#) [ABLS2-28.63636MHz-B4Y-T](#) [ABLS2-14.7456MHz-B4Y-T](#) [ABLS2-11.059MHz-B4Y-T](#) [ABLS2-3.6864MHz-B4Y-T](#) [ABLS2-48.000MHz-B4Y-T](#) [ABLS2-22.000MHz-B1U-T](#) [ABLS2-12.000MHz-B1U-T](#)