

Schottky Diodes

RB551V-30

Features:

- Low current rectifier Schottky diode
- Low voltage, low inductance
- For power supply



Maximum Ratings and Electrical Characteristics, Single Diode @T_A=25°C

Parameter	Symbol	Limits	Unit
Peak reverse voltage	V _{RM}	30	V
DC reverse voltage	V _R	20	V
Mean rectifying current	I _O	0.5	A
Peak forward surge current	I _{FSM}	2	A
Junction temperature	T _j	125	°C
Storage temperature	T _{stg}	-40~+125	°C

Electrical Ratings @T_A=25°C

Parameter	Symbol	Min.	Typ.	Max.	Unit	Conditions
Forward voltage	V _F			0.36 0.47	V	I _F =100mA I _F =500mA
Reverse current	I _R			100	μA	V _R =20V

RB551V-30 Typical Characteristics

● Electrical characteristic curves (Ta = 25°C)

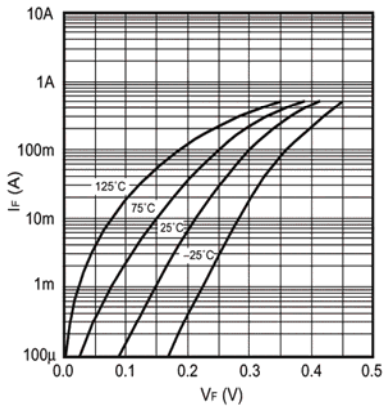


Fig.1 Forward characteristics

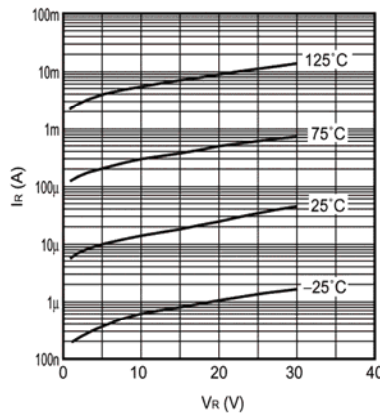


Fig.2 Reverse characteristics

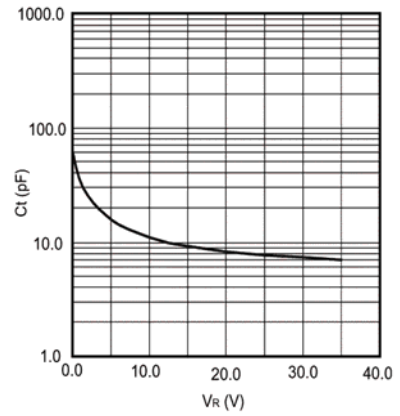


Fig.3 Capacitance between terminals characteristics

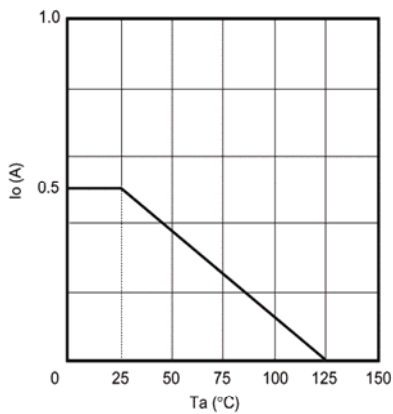


Fig.4 Derating curve