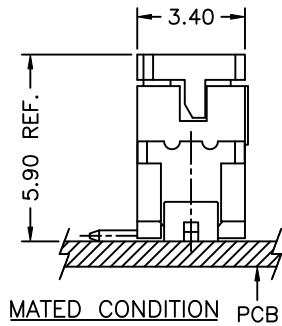
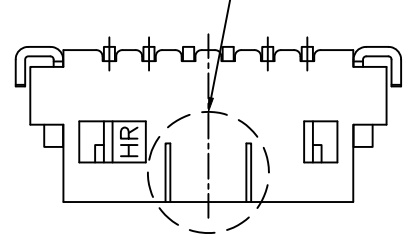
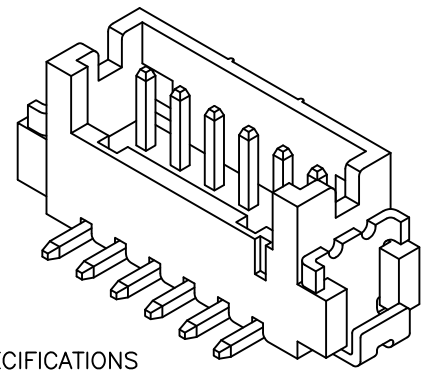


TO MAKE SURE THE CAP CAN BE PUT ON THE MIDPOINT FOR 04P TO 15P.



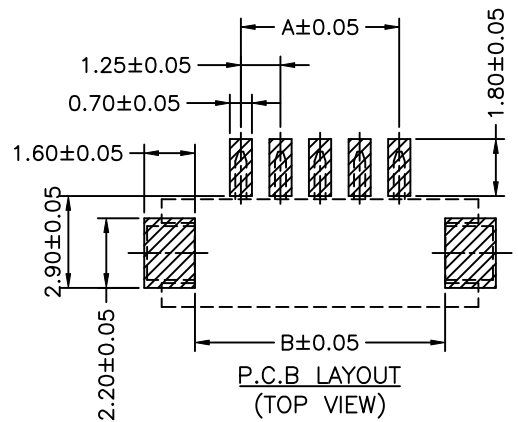
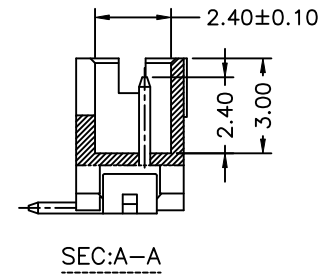
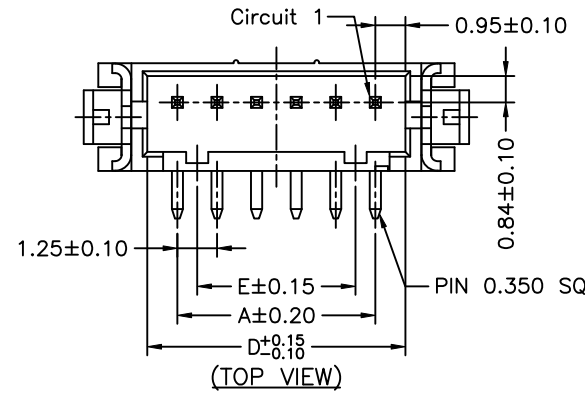
P/N LEGEND

A1252 WV-S-XP XXX				
①	②	③	④	⑤
Series No.	Connector type: WV=Vertical	Mounting type: S=SMT	No. of circuits	Option code:
D01=Contacts/Gold-flash and Solder tabs/Gold-flash Color: Natural(Beige)				

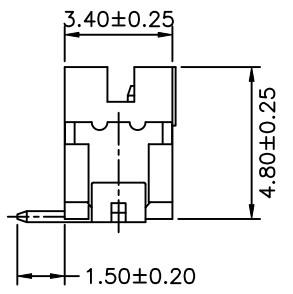
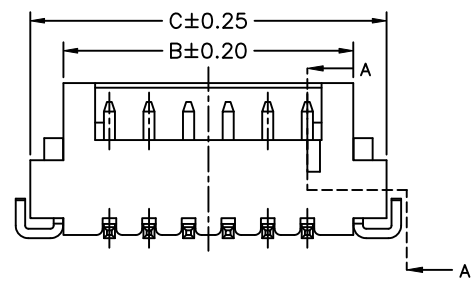


SPECIFICATIONS

Current Rating: 1A AC,DC
Voltage Rating: 150V AC,DC
Temperature Range: -25°C ~ +85°C
Contact Resistance: 30mΩ Max.
Insulation Resistance: 500MΩ Min.
Withstanding Voltage: 500V AC/minute
Pin Material: Brass
Solder Tabs: Phosphor Broze
Wafer: Nylon 6T,UL94V-0
Cap: Nylon 6T,UL94V-0



Circuit No.	Dimensions				
	A	B	C	D	E
02P	1.25	4.15	6.25	3.15	---
03P	2.50	5.40	7.50	4.40	1.25
04P	3.75	6.65	8.75	5.65	2.50
05P	5.00	7.90	10.00	6.90	3.75
06P	6.25	9.15	11.25	8.15	5.00
07P	7.50	10.40	12.50	9.40	6.25
08P	8.75	11.65	13.75	10.65	7.50
09P	10.00	12.90	15.00	11.90	8.75
10P	11.25	14.15	16.25	13.15	10.00
11P	12.50	15.40	17.50	14.40	11.25
12P	13.75	16.65	18.75	15.65	12.50
13P	15.00	17.90	20.00	16.90	13.75
14P	16.25	19.15	21.25	18.15	15.00
15P	17.50	20.40	22.50	19.40	16.25



				燦達電子工業股份有限公司 JOINT TECH ELECTRONIC IND. CO., LTD.	
		UNIT	SCALE	SHEET	
		mm	1 : 1	1 of 2	
		DRAWN BY		APPROVED BY	
		歐陽小強		董正一	
		2007.01.05		2007.01.05	
		GENERAL TOLERANCE			
		X. X±0.25		ANGLE±	
		X. XX±0.15			
		X. XXX±0.05			
		TITLE:			
		1.25mm PITCH 180° SINGLE ROW WAFER- SMT TYPE, W/O BOSS			
		DRAW NO. :			
		A1252WV-S-XP			
		REV. A5			
REV.	DESCRIPTION	DATE	NAME		
A5	EN1601210001	2016.01.25	劉建芳		
A4	EN1202060018	2012.02.06	陳錦展		
A3	EN1106240218	2011.06.24	陳敏		
A2	EN1012010279	2010.12.01	陳錦展		