


Shielded Power Inductors - LPS3008



- Very low DCR; excellent current handling
- Only 0.8 mm tall; 3.0 × 3.0 mm footprint

Core material Ferrite

Core and winding loss See www.coilcraft.com/coreloss

Environmental RoHS compliant, halogen free

Terminations RoHS compliant matte tin over nickel over silver. Other terminations available at additional cost.

Weight 22 – 25 mg

Ambient temperature –40°C to +85°C with Irms current, +85°C to +125°C with derated current

Storage temperature Component: –40°C to +125°C.

Tape and reel packaging: –40°C to +80°C

Resistance to soldering heat Max three 40 second reflows at +260°C, parts cooled to room temperature between cycles

Moisture Sensitivity Level (MSL) 1 (unlimited floor life at <30°C / 85% relative humidity)

Failures in Time (FIT) / Mean Time Between Failures (MTBF)

38 per billion hours / 26,315,789 hours, calculated per Telcordia SR-332

Packaging 1000/7" reel; 3500/13" reel; Plastic tape: 12 mm wide, 0.23 mm thick, 8 mm pocket spacing, 1.37 mm pocket depth

Recommended pick and place nozzle OD: 3 mm; ID: ≤ 1.5 mm

PCB washing Tested with pure water or alcohol only. For other solvents, see Doc787_PCB_Washing.pdf.

Part number ¹	Inductance ² ±20% (µH)	DCR max ³ (Ohms)	SRF typ ⁴ (MHz)	Isat (A) ⁵			Irms (A) ⁶	
				10% drop	20% drop	30% drop	20°C rise	40°C rise
LPS3008-561MR_	0.56	0.072	330	1.8	2.0	2.1	1.4	2.0
LPS3008-801MR_	0.80	0.092	255	1.6	1.7	1.8	1.1	1.6
LPS3008-102MR_	1.0	0.125	220	1.3	1.4	1.5	0.90	1.3
LPS3008-152MR_	1.5	0.134	170	1.1	1.3	1.3	0.87	1.2
LPS3008-222MR_	2.2	0.175	150	1.0	1.1	1.1	0.85	1.1
LPS3008-332MR_	3.3	0.285	114	0.81	0.86	0.88	0.74	0.95
LPS3008-472MR_	4.7	0.350	87	0.68	0.73	0.74	0.68	0.80
LPS3008-562MR_	5.6	0.450	78	0.62	0.67	0.70	0.58	0.73
LPS3008-682MR_	6.8	0.500	75	0.58	0.61	0.63	0.50	0.67
LPS3008-822MR_	8.2	0.600	61	0.52	0.56	0.58	0.45	0.60
LPS3008-103MR_	10	0.650	56	0.46	0.51	0.52	0.42	0.56
LPS3008-123MR_	12	0.790	49	0.45	0.48	0.50	0.38	0.50
LPS3008-183MR_	18	1.25	38	0.35	0.38	0.40	0.33	0.44
LPS3008-223MR_	22	1.50	35	0.29	0.33	0.34	0.29	0.38
LPS3008-333MR_	33	2.30	23	0.27	0.30	0.31	0.25	0.32
LPS3008-473MR_	47	3.00	21	0.22	0.23	0.24	0.21	0.27
LPS3008-683MR_	68	4.75	18	0.18	0.19	0.20	0.175	0.23
LPS3008-104MR_	100	6.85	14	0.15	0.16	0.16	0.160	0.21
LPS3008-124MR_	120	7.00	13	0.084	0.094	0.10	0.140	0.190
LPS3008-154MR_	150	8.00	11	0.080	0.088	0.092	0.130	0.175
LPS3008-184MR_	180	9.00	10	0.070	0.078	0.082	0.120	0.160

1. Please specify **termination** and **packaging** codes:

LPS3008-104MRC

Termination: R= RoHS compliant matte tin over nickel over silver. Special order, added cost:
Q = RoHS tin-silver-copper (95.5/4/0.5)
or P = non-RoHS tin-lead (63/37).

Packaging: C= 7" machine-ready reel. EIA-481 embossed plastic tape (1000 parts per full reel).

B= Less than full reel. In tape, but not machine ready. To have a leader and trailer added (\$25 charge), use code letter C instead.

D= 13" machine-ready reel. EIA-481 embossed plastic tape. Factory order only, not stocked (3500 parts per full reel).

2. Inductance tested at 100 kHz, 0.1 Vrms using an Agilent/HP 4192A. Inductance at 1 MHz is the same for parts with SRF ≥ 10 MHz.
3. DCR measured on a micro-ohmmeter.
4. SRF measured using an Agilent/HP 8753ES or equivalent.
5. DC current that causes the specified inductance drop from its value without current.
6. Current that causes the specified temperature rise from 25°C ambient.
7. Electrical specifications at 25°C. Refer to Doc 362 "Soldering Surface Mount Components" before soldering.

Coilcraft **Designer's Kit C392** contains samples of 0.80 µH to 33 µH parts (3 each) from LPS3008, LPS3010 and LPS3015. **Kit C401** contains samples of 0.56 µH to 33 µH parts (3 each) from LPS4012 and LPS4018. **Kit C402** contains samples of 220 µH to 3300 µH parts (3 each) from all five series. For details of kit contents and to order, contact Coilcraft or visit <http://order.coilcraft.com>.



www.coilcraft.com

US +1-847-639-6400 sales@coilcraft.com

UK +44-1236-730595 sales@coilcraft-europe.com

Taiwan +886-2-2264 3646 sales@coilcraft.com.tw

China +86-21-6218 8074 sales@coilcraft.com.cn

Singapore + 65-6484 8412 sales@coilcraft.com.sg

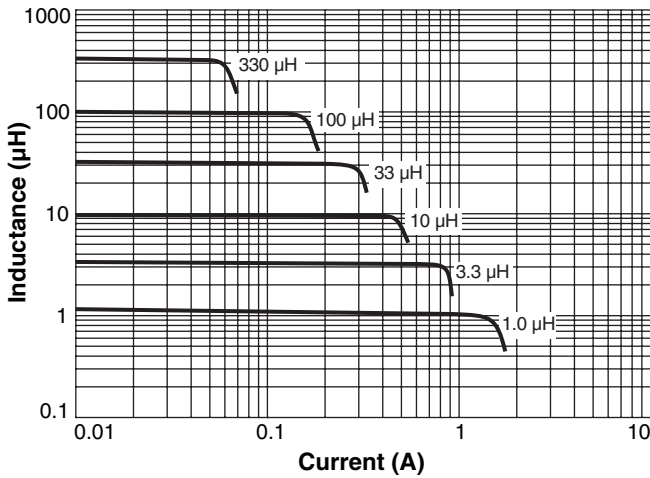
Document 438-1 Revised 08/02/13

© Coilcraft Inc. 2014

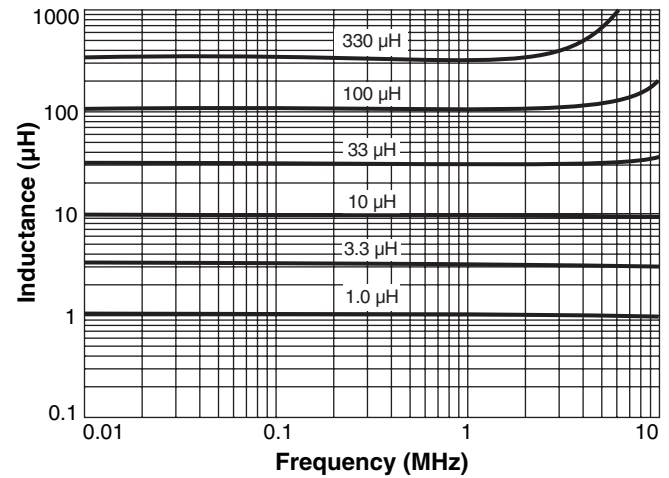
This product may not be used in medical or high risk applications without prior Coilcraft approval. Specification subject to change without notice. Please check web site for latest information.

Shielded Power Inductors – LPS3008 Series

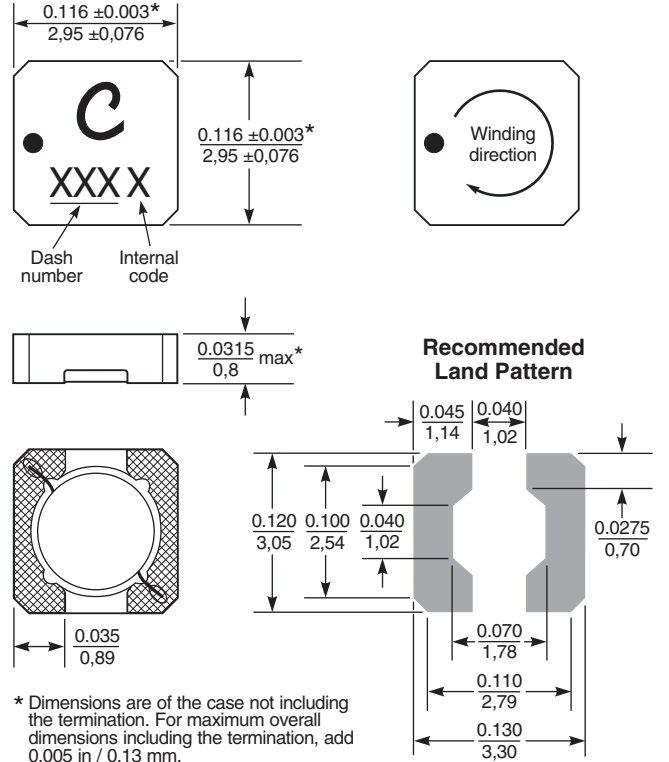
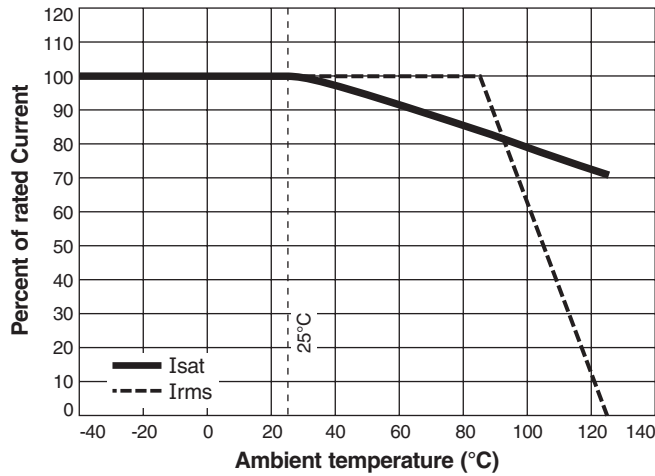
Typical L vs Current



Typical L vs Frequency




Current Derating



Packaging 1000/7" reel; 3500/13" reel; Plastic tape: 12 mm wide, 0.23 mm thick, 8 mm pocket spacing, 1.37 mm pocket depth

NOTE NEW PART ORIENTATION Parts are rotated 90° in the packaging tape compared to previous versions of this product.



* Dimensions are of the case not including the termination. For maximum overall dimensions including the termination, add 0.005 in / 0,13 mm.
For optional tin-lead and tin-silver-copper terminations, dimensions are for the mounted part. Dimensions before mounting can be an additional 0.005 inch / 0,13 mm).

Dimensions are in $\frac{\text{inches}}{\text{mm}}$