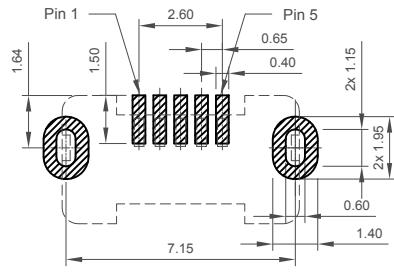
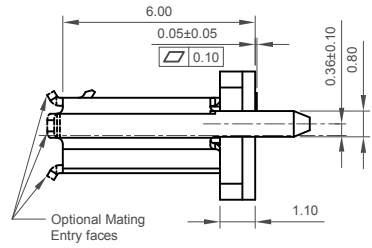
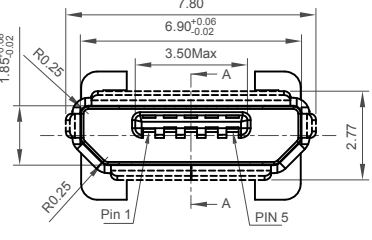
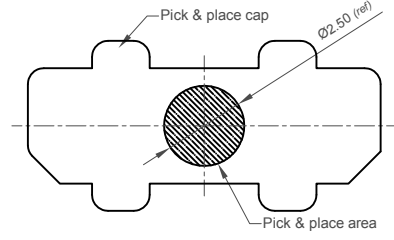
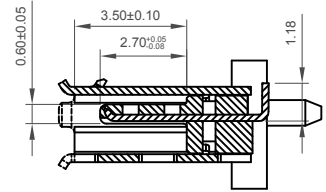
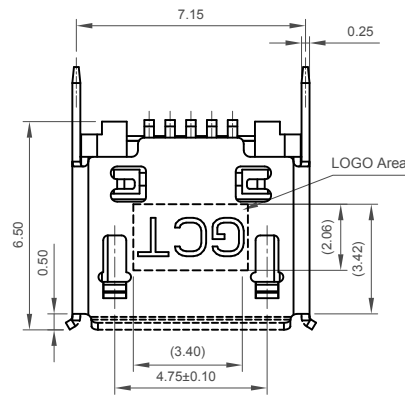
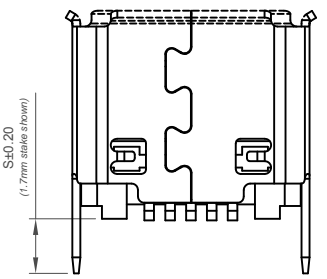


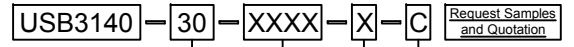
PCB Mount & Cap Information



Recommended PCB Layout
As viewed from component side General tolerance: ±0.05
■ Solder Area □ Component Outline



Ordering Grid



Contact Plating
30 = 30µ" Gold

Packing Options
C = Tape & Reel with Cap
(500 per reel)

Shell Stake Length "S"
0070 = 0.70mm
0170 = 1.70mm (recommended for 1.00mm PCB)
0230 = 2.30mm (recommended for 1.60mm PCB)

Mating Entry Face
1 = With Mating Entry Face (Standard)
0 = Without Mating Entry Face

Designed to comply with physical, electrical and environmental requirements of Micro USB Standard (USB2.0)

Specifications

Material
Plastic Housing: LCP, UL94V-0, Black
Contact Terminal: Copper Alloy
Metallic Shell: Stainless Steel T=0.25mm.

Plating
Contact Terminal:
Contact Area: 30µ" Gold
Solder Tails: Gold Flash
Underplating: 50µ" Nickel
Metallic Shell: Matte Tin over 50µ" Nickel

Electrical
Voltage Rating: 30 V AC
Current Rating: Signal (Pins 2,3,4): 1.0 A.
Power (Pins 1,5): 1.8A.
Operating Temperature: -30°C to +85°C.
Contact Resistance: 30mΩ max.
Insulating Resistance: 1000MΩ min.
Dielectric Withstand Voltage: 500V AC/minute

Mechanical & Environmental
Mating Force: 35N max.
Unmating Force: Initial 10N min
Final 8N min after durability test
Durability: 10,000 Cycles

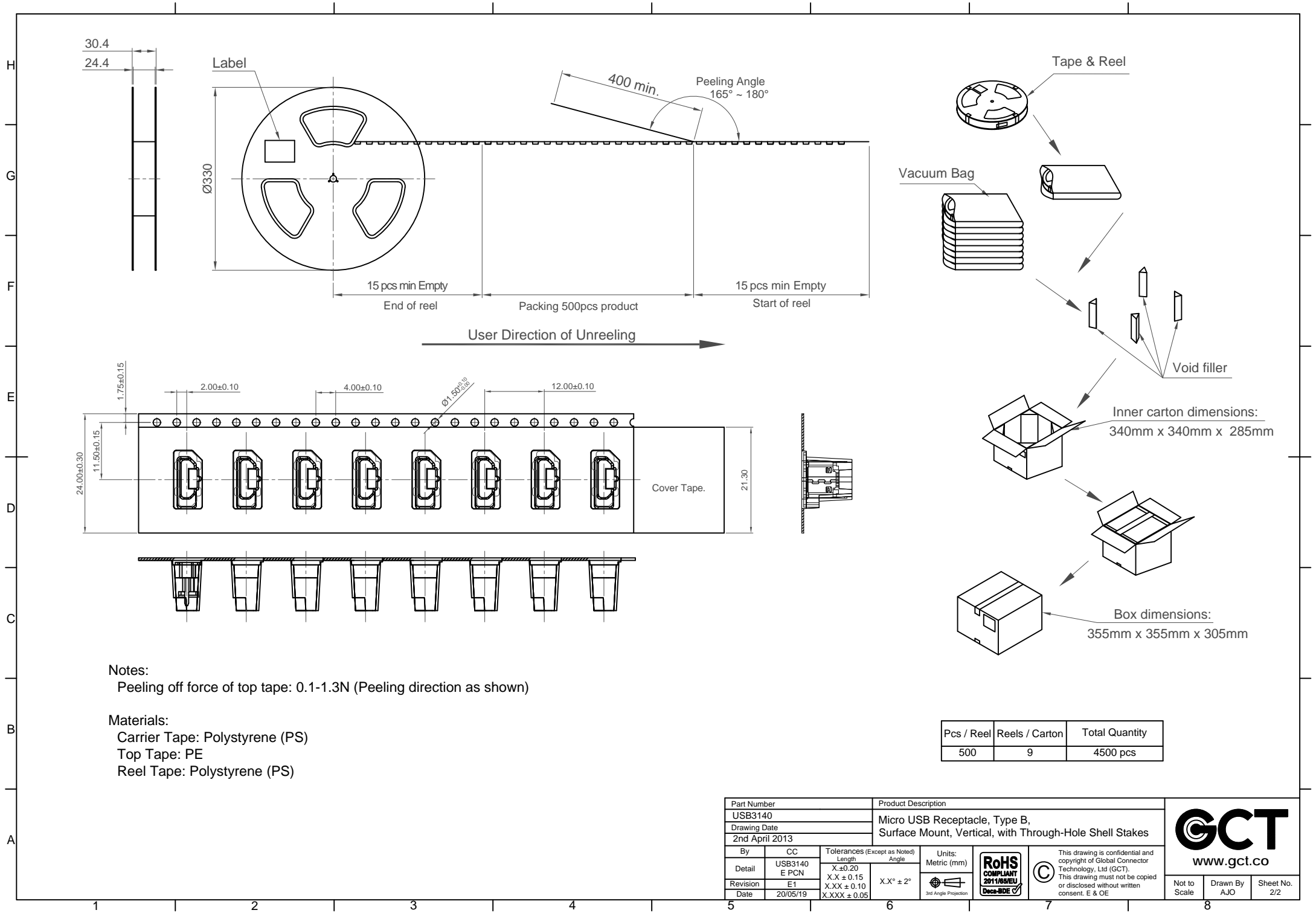
Part Number		Product Description	
USB3140		Micro USB Receptacle, Type B, Surface Mount, Vertical, with Through-Hole Shell Stakes	
Drawing Date		2nd April 2013	
By	CC	Tolerances (Except as Noted)	Units:
Detail	USB3140 E PCN	Length: X ±0.50	Metric (mm)
Revision	E1	X.X ± 0.30	3rd Angle Projection
Date	20/05/19	X.XX ± 0.20	X.X° ± 2°
		X.XXX ± 0.10	



This drawing is confidential and copyright of Global Connector Technology, Ltd (GCT). This drawing must not be copied or disclosed without written consent. E & OE



Not to Scale	Drawn By AJO	Sheet No. 1/2
--------------	--------------	---------------



Notes:
 Peeling off force of top tape: 0.1-1.3N (Peeling direction as shown)

Materials:
 Carrier Tape: Polystyrene (PS)
 Top Tape: PE
 Reel Tape: Polystyrene (PS)

Pcs / Reel	Reels / Carton	Total Quantity
500	9	4500 pcs

Part Number		Product Description	
USB3140		Micro USB Receptacle, Type B, Surface Mount, Vertical, with Through-Hole Shell Stakes	
Drawing Date		2nd April 2013	
By	CC	Tolerances (Except as Noted)	Units:
Detail	USB3140 E PCN	Length X.±0.20 X.X ± 0.15 X.XX ± 0.10 X.XXX ± 0.05	Metric (mm)
Revision	E1	Angle X.X° ± 2°	3rd Angle Projection
Date	20/05/19		



This drawing is confidential and copyright of Global Connector Technology, Ltd (GCT). This drawing must not be copied or disclosed without written consent. E & OE



Not to Scale	Drawn By AJO	Sheet No. 2/2
--------------	-----------------	------------------