

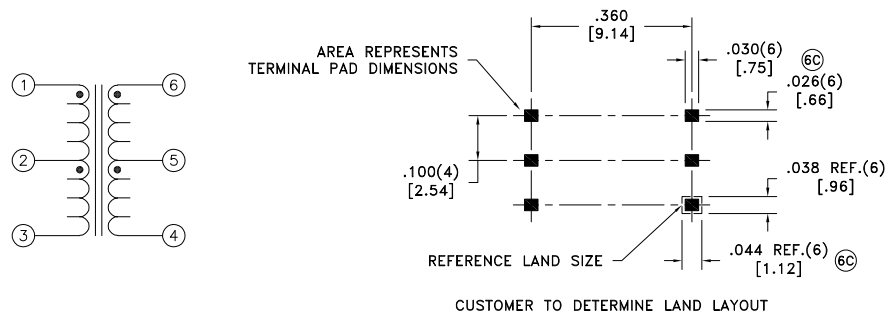
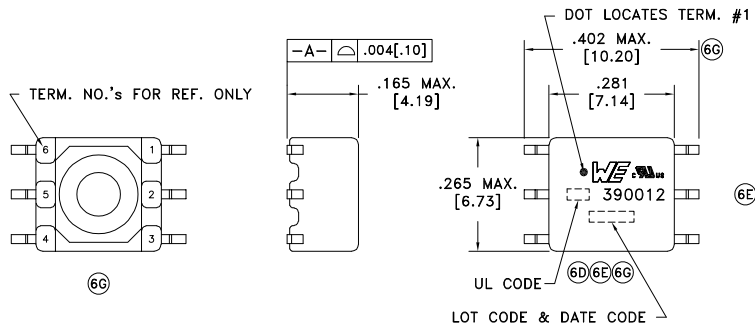
CUSTOMER TERMINAL	RoHS	LEAD(Pb)-FREE
Sn96%, Ag4%	Yes	Yes

more than you expect



ELECTRICAL SPECIFICATIONS @ 25°C unless otherwise noted:

PARAMETER	TEST CONDITIONS	VALUE
D.C. RESISTANCE	1-3 @20°C	0.31 ohms max.
D.C. RESISTANCE	6-4 @20°C	0.33 ohms max.
INDUCTANCE	1-3 10kHz, 100mVAC, Ls	475uH min.
DIELECTRIC	1-6 3125VAC, 1 second	2500VAC, 1 minute
TURNS RATIO	(6-4):(1-3)	1.1:1, ±2%



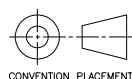
- GENERAL SPECIFICATIONS:**
- 6F/6B OPERATING TEMPERATURE RANGE: -40°C to +125°C including temp rise.
  - 6F CURRENT RATING: 350mAAC
  - VOLTAGE-TIME: 11VuS
  - 6B Designed to comply with the following requirements as defined by IEC60950-1, EN60950-1, UL60950-1/CSA60950-1 and AS/NZS60950.1:
    - Functional insulation for a primary circuit at a working voltage of 400Vrms.
  - 6E Qualified to AEC-Q200.

Wire insulation & RoHS status not affected by wire color.  
Wire insulation color may vary depending on availability.

6D

AGENCY NUMBER	
UL CODE FILE# E205930	CH
UL60950-1	E205930
CSA60950-1 (Via CUL)	E205930

REV.	DATE	Packaging Specifications
6G	12/20	Method: Tape & Reel
6F	6/18	PKG-0895
6E	6/16	www.we-online.com/midcom
6D	2/15	SEE REVISION SHEET FOR REVISION LEVEL



Tolerances unless otherwise specified:  
Angles: ±1°      Decimals: ±.005 [.13]  
Fractions: ±1/64      Footprint: ±.005 [.13]

This drawing is dual dimensioned. Dimensions in brackets are in millimeters.

DRAWING TITLE  
**TRANSFORMER**

eiSos p/n: 760390012

compliant

PART NO.  
**760390012**

SPECIFICATION SHEET 1 OF 1