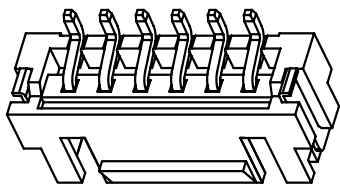
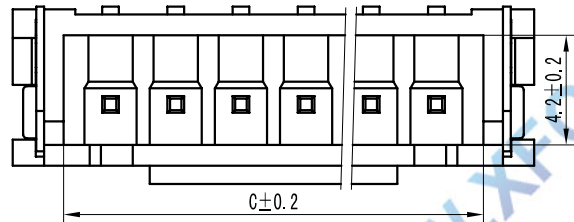
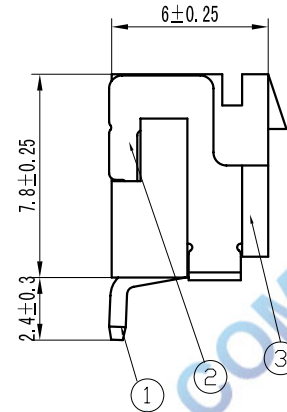
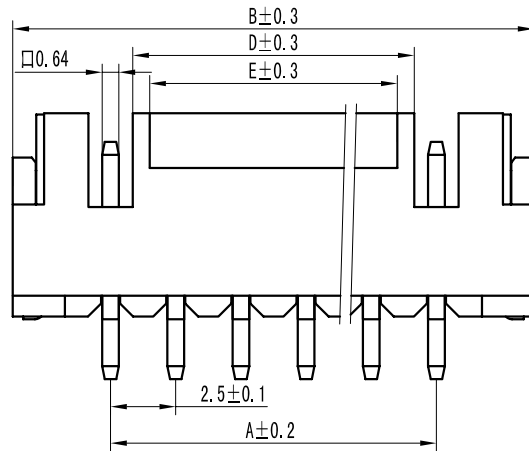
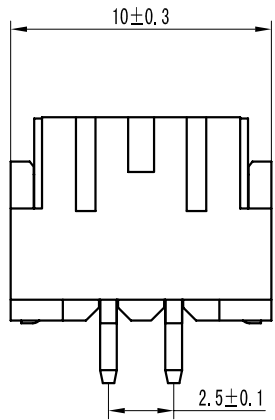


环保物料

TEL: 0769-82001899

2PIN

3-15PIN

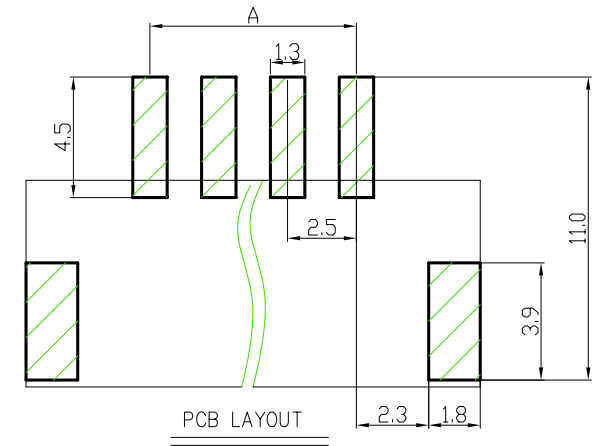


Type	Dimension mm					Type	Dimension mm				
	A	B	C	D	E		A	B	C	D	E
2	2.50	10.00	5.95			9	20.00	27.50	23.45	18.30	17.00
3	5.00	12.50	8.45	3.30	2.50	10	22.50	30.00	25.95	20.80	19.50
4	7.50	15.00	10.95	5.80	4.50	11	25.00	32.50	28.45	23.30	22.00
5	10.00	17.50	13.45	8.30	7.00	12	27.50	35.00	30.95	25.80	24.50
6	12.50	20.00	15.95	10.80	9.50	13	30.00	37.50	33.45	28.30	27.00
7	15.00	22.50	18.45	13.30	12.00	14	32.50	40.00	35.95	30.80	29.50
8	17.50	25.00	20.95	15.80	14.50	15	35.00	42.50	38.45	33.30	32.00

SPECIFICATIONS

Voltage rating: 250V AC, DC
 Current rating: 3A, AC, DC
 Withstanding Voltage: 1000V AC/minute
 Insulation resistance: 1000M min
 Temperature range: -25 °C ~ +85 °C
 Contact resistance: 10m max
 WAFER
 Housing Material: LCP UL 94V0
 Pin Material: Phosphor Bronze or Brass
 Contact Area Plating: Plated Tin or Plated Gold
 Mates with :P2501L series Housing
 Poles: 02-15P
 Part No.: M2501RSF-xx-LP-R

R=卷装 无=管装
 Pin位数



AO	MODIFICATION	DRAW	DATE
VER			

TOLERANCE UNLESS OTHERWISE	DRAWN	CK	tan
X. ±0.30 X° ±5°	CHKD		
.X ±0.20 .X° ±2°	APPD		
.XX ±0.08 .XX° ±1°	VIEW	⊕	⊖
.XXX ±0.03 .XXX° ±0.5°			

XFCN 兴飞连接器有限公司		SHEET	1/1
CONNECTORS XFCN CONNECTORS CO., LTD.		DATE	2010. 4. 12
PRODUCT NAME	2.50mm Crimp Style Connectors	UNITS	mm
PART. NO.	M2501RSF-xx-LP	SCALE	1:1
		DWG. NO.	009

DATE	2010. 4. 12
UNITS	mm
SCALE	1:1
DWG. NO.	009