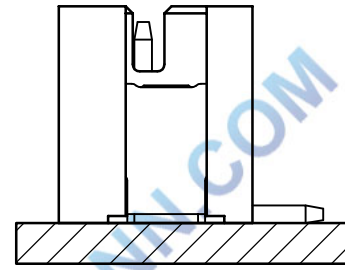
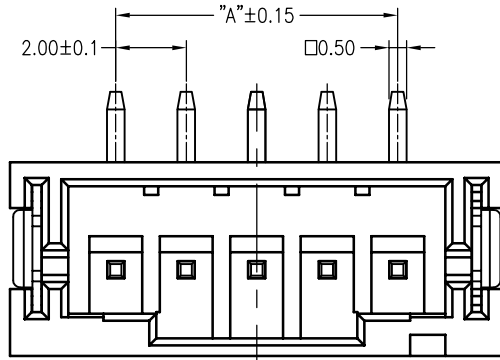


环保物料

TEL: 0769-82001899

Poles	DIM.A	DIM.B
2P	2.0	8.0
3P	4.0	10.0
4P	6.0	12.0
5P	8.0	14.0
6P	10.0	16.0
7P	12.0	18.0
8P	14.0	20.0
9P	16.0	22.0
10P	18.0	24.0
11P	20.0	26.0
12P	22.0	28.0
13P	24.0	30.0
14P	26.0	32.0
15P	28.0	34.0
16P	30.0	36.0



Assembly layout

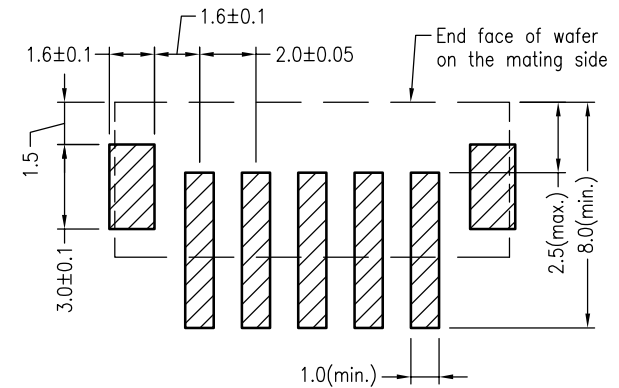
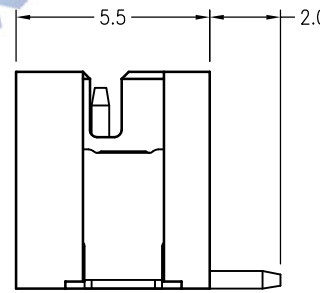
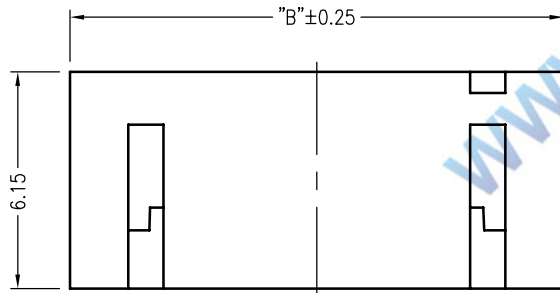
SPECIFICATIONS

- 1.Voltage rating: 100V AC, DC
- 2.Current rating: 2A, AC, DC
- 3.Withstanding Voltage: 800V AC/minute
- 4.Insulation resistance:1000M min
- 5.Temperature range: -25 ° C~+85 ° C
- 6.Contact resistance: 20m max

WAFER

Housing Material: PA9T UL 94V-0
 Pin Material: Phosphor Bronze or Brass
 Contact Area Plating: Plated Tin or Plated Gold
 Mates with :P2010 series Housing
 Poles:02-16P
 Part No.: M2010VS-xx-9T-R

R=卷装 无=管装
 Pin位数



P.C.B LAYOUT

				TOLERANCE UNLESS OTHERWISE		DRAWN	CK tan	XFCN兴飞连接器有限公司		SHEET	1/1
				X.	±0.30	X°	±5°	CHKD	CONNECTORS XFCN CONNECTORS CO., LTD.	DATE	2010. 4. 12
				.X	±0.20	.X°	±2°	APPD	PRODUCT NAME	UNITS	mm
				.XX	±0.08	.XX°	±1°		2.00mm Crimp Style Connectors	SCALE	1:1
AO				.XXX	±0.03	.XXX°	±0.5°	VIEW	PART. NO.	DWG NO.	009
VER	MODIFICATION		DRAW	DATE				M2010VS-xx-9T-R			