



Positive Thermal Coefficient

SMD0805 Series

Positive Thermal Coefficient - SMD0805 Series

Description

The 0805 series provides miniature surface mount resettable overcurrent protection with holding current from 0.05A to 1.25A. This series is suitable for ultra portable applications where space is at a premium and the device current is low.



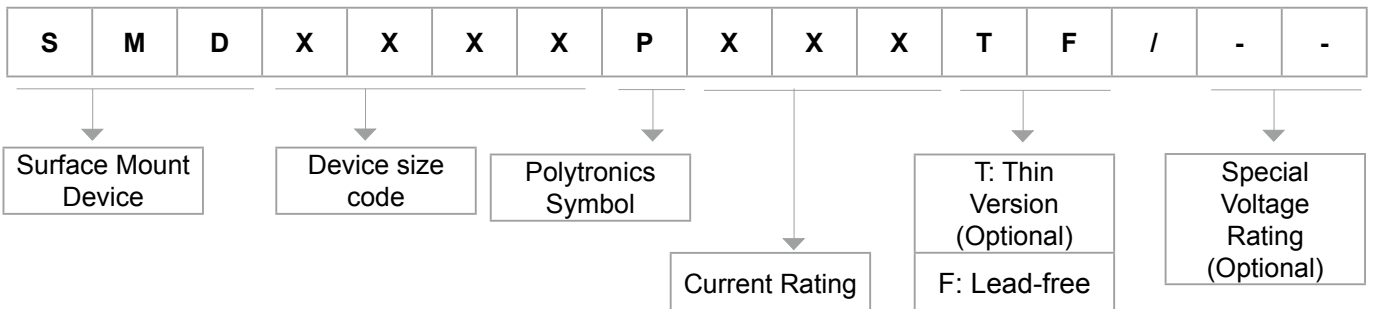
Features

- I(hold): 0.05~1.25A
- Very high voltage surge capabilities
- Available in lead-free version
- Fast response to fault current
- RoHS compliant, Lead- Free and Halogen-Free
- Low resistance
- Compact design saves board space
- Compatible with high temperature solders

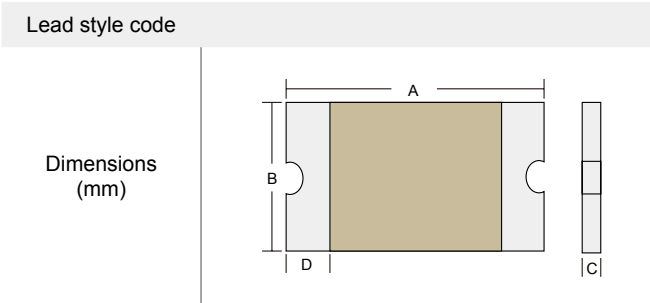
Applications

- USB peripherals
- Disk drives
- CD-ROMs
- General electronics
- Disk drives
- Set-top-box and HDMI
- Mobile Internet Device (MID)
- PDAs / digital cameras
- Game console port protection
- Plug and play protection for motherboards and peripherals
- Mobile phones - battery and port protection

Product Name



Positive Thermal Coefficient - SMD0805 Series



Type Number	I _{hold}	I _{trip}	Maximum Time To Trip		V _{max}	I _{max}	P _{d typ}	R _{min}	R _{1max}	Package	Package Dimensions (mm)								
			Current A	Time (Sec.)							A		B		C		D		
	A	A	A	(Sec.)	V _{DC}	A	W	Ω	Ω		min	max	min	max	min	max	min	max	
SMD0805P005TF	0.05	0.2	0.5	1.5	15	100	0.5	2	10	0805	2	2.2	1.2	1.5	0.4	1	0.2		
SMD0805P010TF	0.1	0.3	0.5	1.5	15	100	0.5	1	6	0805	2	2.2	1.2	1.5	0.4	1	0.2		
SMD0805P020TF	0.2	0.5	8	0.02	9	100	0.5	0.65	3.5	0805	2	2.2	1.2	1.5	0.4	1	0.2		
SMD0805P035TF	0.35	0.75	8	0.1	6	100	0.5	0.25	1.2	0805	2	2.2	1.2	1.5	0.3	0.8	0.2		
SMD0805P035TF/12	0.35	0.75	8	0.1	12	100	0.5	0.25	1.2	0805	2	2.2	1.2	1.5	0.35	0.8	0.2		
SMD0805P050TF	0.5	1	8	0.1	6	100	0.5	0.15	0.85	0805	2	2.2	1.2	1.5	0.3	0.6	0.2		
SMD0805P050TF /12	0.5	1	8	0.1	12	100	0.5	0.15	0.85	0805	2	2.2	1.2	1.5	0.35	0.8	0.2		
SMD0805P050TF /16	0.5	1	8	0.1	16	100	0.5	0.15	0.85	0805	2	2.2	1.2	1.5	0.5	1	0.2		
SMD0805P050TF /24	0.5	1	8	0.1	24	100	0.5	0.15	0.85	0805	2	2.2	1.2	1.5	0.5	1	0.2		
SMD0805P075TF	0.75	1.5	8	0.2	6	40	0.6	0.09	0.385	0805	2	2.2	1.2	1.5	0.4	1	0.2		
SMD0805P075TF/12	0.75	1.5	8	0.2	12	40	0.6	0.09	0.385	0805	2	2.2	1.2	1.5	0.5	1	0.2		
SMD0805P100TF	1	1.95	8	0.3	6	100	0.6	0.06	0.23	0805	2	2.2	1.2	1.5	0.5	1.1	0.2		
SMD0805P100TF/12	1	1.95	8	0.3	12	100	0.6	0.06	0.23	0805	2	2.2	1.2	1.5	0.7	1.2	0.2		
SMD0805P110TF	1.1	2.2	8	0.3	6	100	0.6	0.06	0.21	0805	2	2.2	1.2	1.5	0.5	1.2	0.2		
SMD0805P110TF/12	1.1	2.2	8	0.3	12	100	0.6	0.06	0.21	0805	2	2.2	1.2	1.5	0.7	1.2	0.2		
SMD0805P125TF	1.25	2.5	8	0.6	6	100	1.5	0.03	0.14	0805	2	2.2	1.2	1.5	0.9	1.4	0.2		

I_{hold} = Hold current: maximum current device will pass without tripping in 25°C still air.

I_{trip} = Trip current: minimum current at which the device will trip in 25 °C still air.

V_{max} = Maximum voltage device can withstand without damage at rated current (I_{max})

I_{max} = Maximum fault current device can withstand without damage at rated voltage (V_{max})

P_{d typ} = Typical power dissipated from device when in the tripped state at 25 °C still air.

R_{min} = Minimum resistance of device in initial (un-soldered) state.

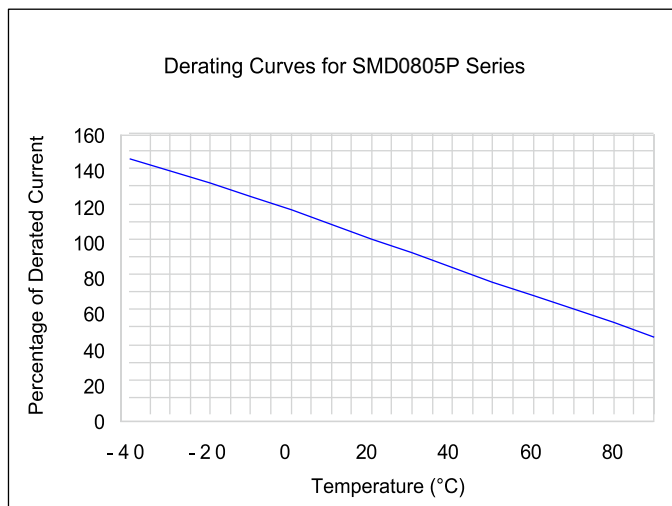
R_{1max} = Maximum resistance of device at 25 °C measured one hour after tripping or reflow soldering of 260 °C for 20 sec.

Positive Thermal Coefficient - SMD0805 Series

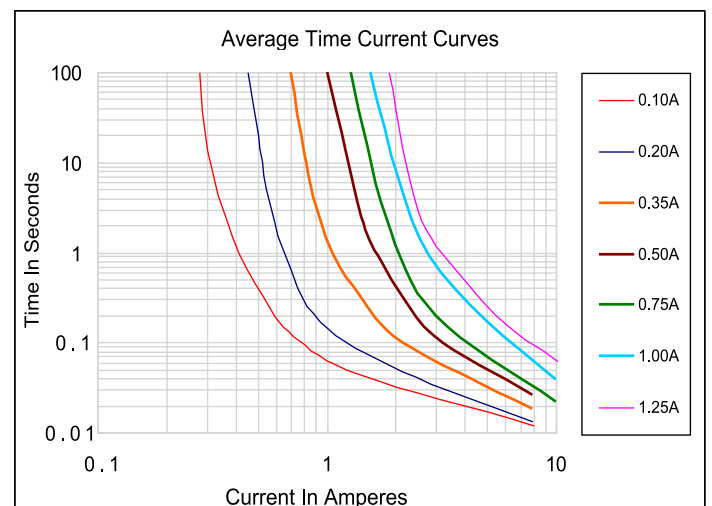
Thermal Derating Chart Recommended Hold Current (A) at Ambient Temperature (°C)

Part Number	-40°C	-20°C	0°C	25°C	40°C	50 °C	60°C	70°C	85°C
SMD0805P005TF	0.08	0.07	0.06	0.05	0.04	0.04	0.03	0.03	0.02
SMD0805P010TF	0.16	0.14	0.12	0.10	0.08	0.07	0.06	0.05	0.05
SMD0805P020TF	0.28	0.25	0.23	0.20	0.17	0.14	0.12	0.10	0.07
SMD0805P035TF	0.47	0.41	0.38	0.35	0.29	0.26	0.24	0.20	0.14
SMD0805P035TF/12	0.47	0.41	0.38	0.35	0.29	0.26	0.24	0.20	0.14
SMD0805P050TF	0.68	0.59	0.54	0.50	0.41	0.37	0.34	0.29	0.20
SMD0805P050TF/12	0.68	0.59	0.54	0.50	0.41	0.37	0.34	0.29	0.20
SMD0805P050TF/16	0.68	0.59	0.54	0.50	0.41	0.37	0.34	0.29	0.20
SMD0805P050TF/24	0.68	0.59	0.54	0.50	0.41	0.37	0.34	0.29	0.20
SMD0805P075TF	1.00	0.97	0.86	0.75	0.64	0.59	0.54	0.48	0.40
SMD0805P075TF/12	1.00	0.97	0.86	0.75	0.64	0.59	0.54	0.48	0.40
SMD0805P100TF	1.35	1.25	1.10	1.00	0.82	0.74	0.65	0.55	0.42
SMD0805P100TF/12	1.35	1.25	1.10	1.00	0.82	0.74	0.65	0.55	0.42
SMD0805P110TF	1.45	1.35	1.20	1.10	0.92	0.84	0.75	0.65	0.52
SMD0805P110TF/12	1.45	1.35	1.20	1.10	0.92	0.84	0.75	0.65	0.52
SMD0805P125TF	2.00	1.75	1.52	1.25	1.00	0.95	0.90	0.75	0.53

Thermal Derating Curve

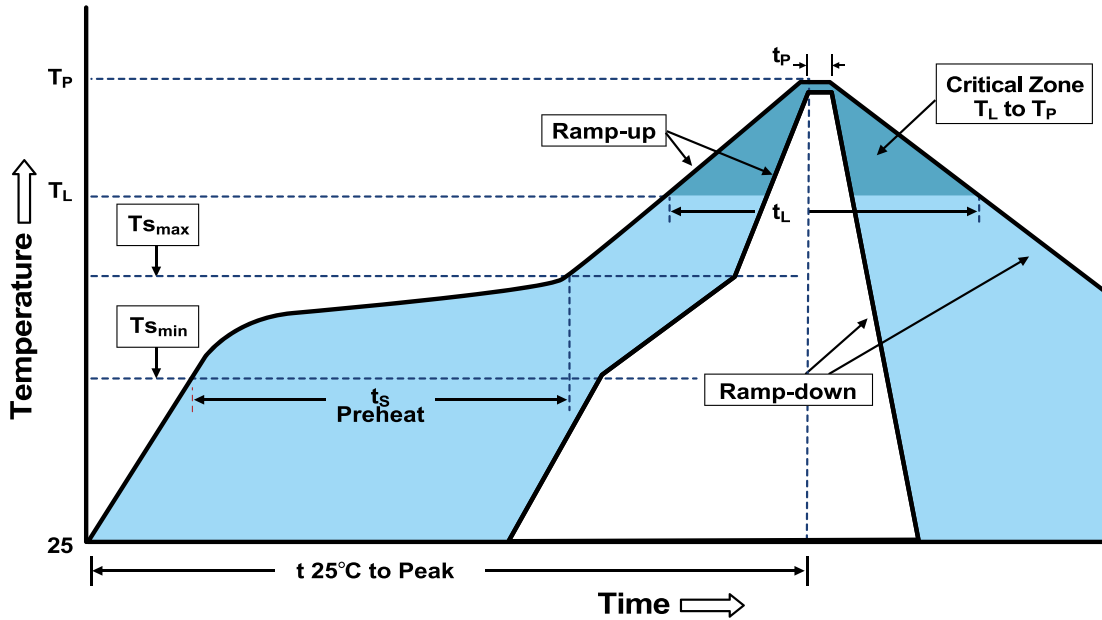


Average Time-Current Curve



Positive Thermal Coefficient - SMD0805 Series

Soldering Parameters



Profile Feature	Pb-Free Assembly
Average Ramp-Up Rate ($T_{s_{max}}$ to T_P)	3°C/second max.
Preheat	
-Temperature Min ($T_{s_{min}}$)	150°C
-Temperature Max ($T_{s_{max}}$)	200°C
-Time ($T_{s_{min}}$ to $T_{s_{max}}$)	60-180 seconds
Time maintained above:	
-Temperature (T_L)	217°C
-Time (t_L)	60-150 seconds
Peak Temperature (T_P)	260°C
Time within 5°C of actual Peak Temperature (t_p)	20-40 seconds
Ramp-Down Rate	6 °C /second max.
Time 25°C to Peak Temperature	8 minutes max.
Storage Condition	0°C ~35°C, ≤70%RH

- Recommended reflow methods: IR, vapor phase oven, hot air oven, N2 environment for lead-free
- Recommended maximum paste thickness is 0.25mm (0.010 inch)
- Devices can be cleaned using standard industry methods and solvents.

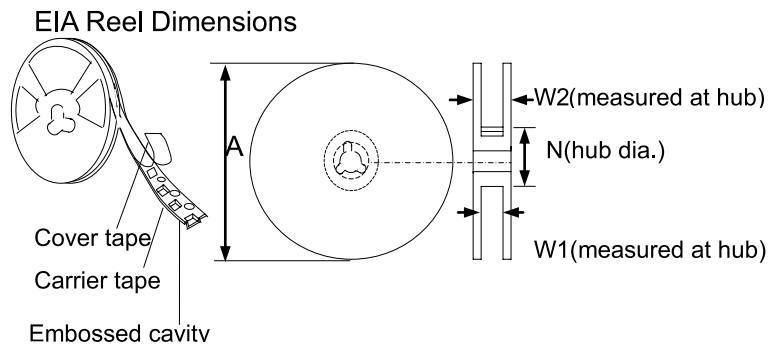
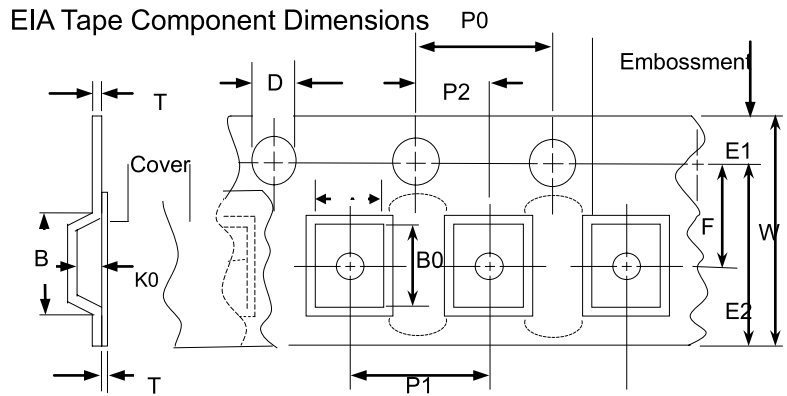
Note 1: All temperatures refer to the top side of the package, measured on the package body surface.

Note 2: If reflow temperatures exceed the recommended profile, devices may not meet the performance requirements.

Positive Thermal Coefficient - SMD0805 Series

Tape and Reel Specifications

Governing Specifications	EIA 481-1
W	8.15 ± 0.3
P0	4.0 ± 0.10
P1	4.0 ± 0.10
P2	2.0 ± 0.05
A0	1.95 ± 0.10
B0	3.40 ± 0.10
B1max.	4.35
D0	1.50 + 0.1, -0
F	3.5 ± 0.05
E1	1.75 ± 0.10
E2min.	6.25
T	0.6
T1max.	0.1
K0	1.04 ± 0.1
Leader min.	390
Trailer min.	160
Reel Dimensions	
A max.	178
N min.	60
W1	9 ± 0.5
W2	12.6 ± 0.5



Positive Thermal Coefficient - SMD0805 Series

Environmental Specifications

Test	Conditions	Resistance change
Passive aging	+85°C, 1000 hrs.	±5% typical
Humidity aging	+85°C, 85% R.H. , 168 hours	±5% typical
Thermal shock	+85°C to -40°C, 20 times	±33% typical
Resistance to solvent	MIL-STD-202,Method 215	No change
Vibration	MIL-STD-202,Method 201	No change

Ambient operating conditions : - 40 °C to +85 °C

Maximum surface temperature of the device in the tripped state is 125 °C

Packaging

Part Number	Halogen Free	Packaging Option	Quantity	Quantity & Packaging Codes
SMD0805P005TF	Yes	Tape and Reel	5000	YR
SMD0805P010TF	Yes	Tape and Reel	5000	YR
SMD0805P020TF	Yes	Tape and Reel	5000	YR
SMD0805P035TF	Yes	Tape and Reel	5000	YR
SMD0805P035TF/12	Yes	Tape and Reel	5000	YR
SMD0805P050TF	Yes	Tape and Reel	5000	YR
SMD0805P050TF /12	Yes	Tape and Reel	4000	YR
SMD0805P050TF /16	Yes	Tape and Reel	4000	YR
SMD0805P050TF /24	Yes	Tape and Reel	4000	YR
SMD0805P075TF	Yes	Tape and Reel	4000	YR
SMD0805P075TF/12	Yes	Tape and Reel	4000	YR
SMD0805P100TF	Yes	Tape and Reel	4000	YR
SMD0805P100TF/12	Yes	Tape and Reel	4000	YR
SMD0805P110TF	Yes	Tape and Reel	4000	YR
SMD0805P110TF/12	Yes	Tape and Reel	4000	YR
SMD0805P125TF	Yes	Tape and Reel	40000	YR

RuiLongYuan Electronics Co., Ltd.

- Reproducing and modifying information of the document is prohibited without permission from Ruilongyuan International Inc.
- Ruilongyuan International Inc. reserves the rights to make changes of the content herein the document anytime without notification. Please refer to our website for the latest document.
- Ruilongyuan International Inc. disclaims any and all liability arising out of the application or use of any product including damages incidentally and consequentially occurred.
- Ruilongyuan International Inc. does not assume any and all implied warranties, including warranties of fitness for particular purpose, non-infringement and merchantability.
- Applications shown on the herein document are examples of standard use and operation. Customers are responsible in comprehending the suitable use in particular applications. Ruilongyuan International Inc. makes no representation or warranty that such applications will be suitable for the specified use without further testing or modification.
- The products shown herein are not designed and authorized for equipments requiring high level of reliability or relating to human life and for any applications concerning life-saving or life-sustaining, such as medical instruments, transportation equipment, aerospace machinery et cetera. Customers using or selling these products for use in such applications do so at their own risk and agree to fully indemnify Ruilongyuan International Inc. for any damages resulting from such improper use or sale.

Tel: +86-755-8290 8296

Fax: +86-755-8290 8002

E-mail: jack@ruilon.com