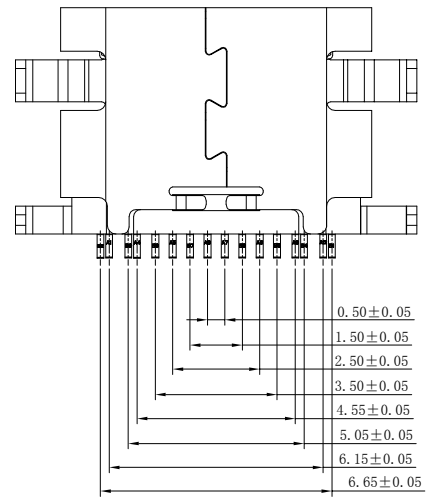
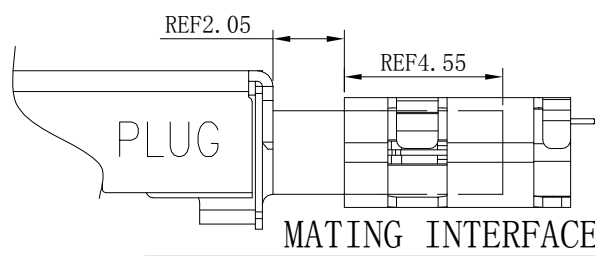
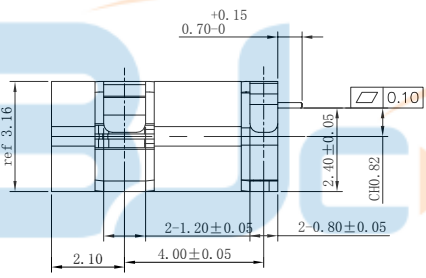
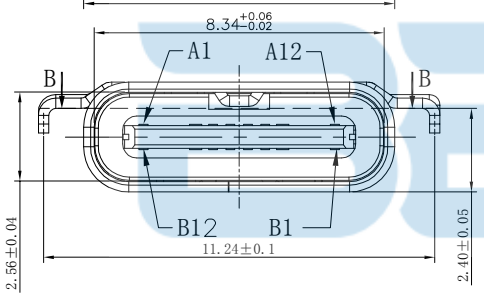
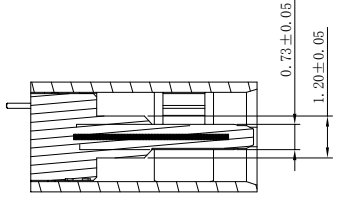
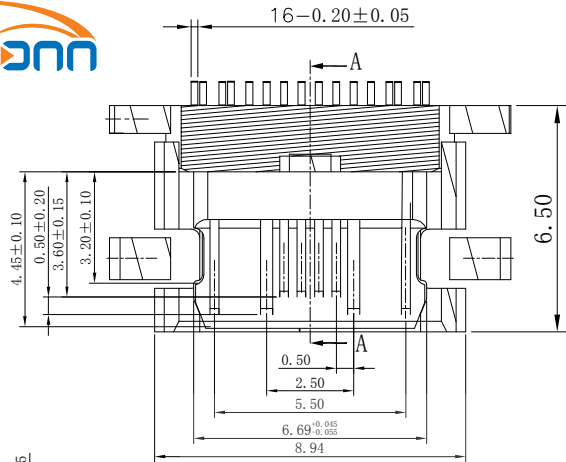
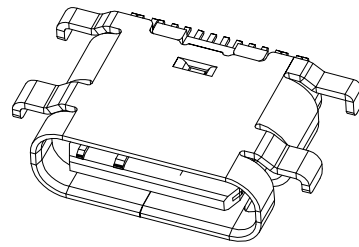




REV.	DESCRIPTION	NAME	DATE
1		X	2020.12.05
2		JACKSON	2021.01.04

NOTE:

1. MATERIAL SPECIFICATION:
  1. HOUSING: HIGH TEMPERATURE RESISTANT PLASTIC, LCP UL94 V-0.
  2. CONTACTS: COPPER ALLOY C2680
  3. SHELL MID PLATE: STAINLESS STEEL SUS304
2. PLATING SPECIFICATION:
  - 2-1. CONTACTS:
    - Ni 50u" MIN. UNDER PLATED OVER ALL.
    - Au PLATED ON THE FUNCTIONAL AREA OF CONTACT. (GOLD PLATING THICKNESS FOLLOW THE P/N)
    - GOLD FLASH PLATING ON SOLDER AREA
  - 2-2. FRONT SHELL:
    - Ni 30u" MIN. UNDER PLATED OVER ALL.
3. MECHANICAL PERFORMANCE,
  - 3-1. INSERTION FORCE: 0.5~2.0kgf.
  - 3-2. REMOVAL FORCE: 0.8kgf~2.0kgf.
  - 3-3. DURABILITY: 10000 CYCLES.
4. ELECTRICAL PERFORMANCE,
  - 4-1. CURRENT RATING: 5A  
VOLTAGE RATING: 20V
  - 4-2. INSULATION RESISTANCE: 100MΩ MIN
  - 4-3. CONTACT RESISTANCE: 30mΩ MAX
  - 4-4. DIELECTRIC WITHSTAND VOLTAGE, AC 100V FOR 1 MINUTE.
5. ENVIRONMENTAL PERFORMANCE:
  - OPERATING TEMPERATURE: -30° C~+85° C.
6. IR REFLOW:
  - THE PEAK TEMPERATURE ON THE BOARD SHALL BE MAINTAINED FOR 10 SECONDS AT 260° C.
7. ROHS REACHER.



TOLERANCE UNSPECIFIED	
.0	±0.35
.00	±0.25
.000	±0.15
X.	±2.00"
CUSTOMER DRAWING	

深圳市步步精科技有限公司

TITLE: TYPE-C 16P 母座L=6.5沉板2.4 (CH=0.82mm)

DRAWN DATE	LXF	SIZE: A4	UNIT: mm.	PART. NO:	UC.01.31-1N-0002
CHECKED DATE	LYX	SCALE: 1:1	PROJECTION	REV.:	1
APPROVED DATE	LJP	DWG PATH	9999-9	PATH	1/3

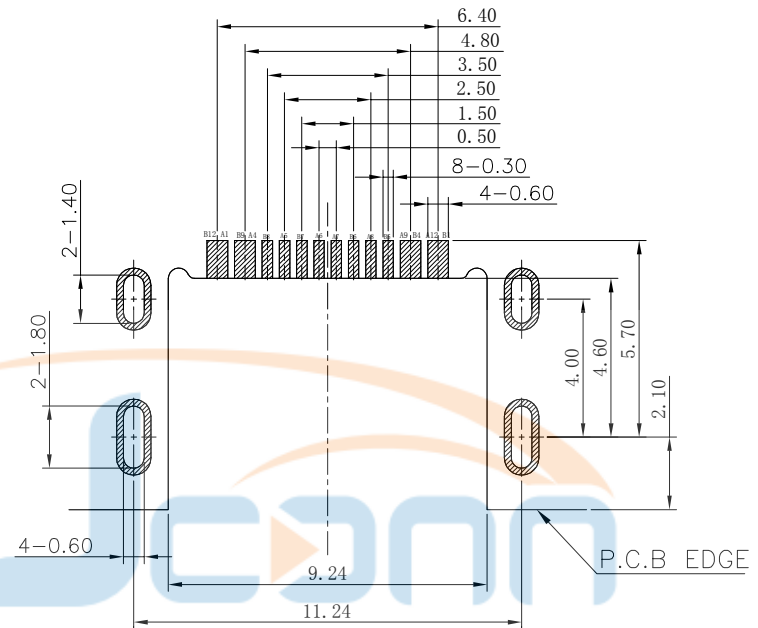


REV.	DESCRIPTION	NAME	DATE
1		X	2020.12.05
2	change the pin define	JACKSON	2021.01.04

USB TYPE-C PIN ASSIGNMENTS

PIN NUMBER	SIGNAL NAME
A1	GND
A4	VBUS
A5	CC1
A6	Dp1
A7	Dn1
A8	SBU1
A9	VBUS
A12	GND

PIN NUMBER	SIGNAL NAME
B12	GND
B9	VBUS
B8	SBU2
B7	Dn2
B6	Dp2
B5	CC2
B4	VBUS
B1	GND

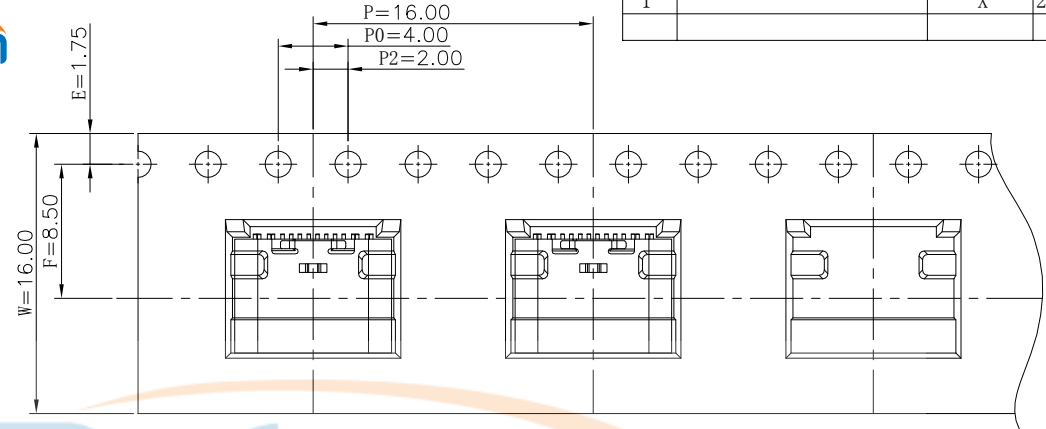
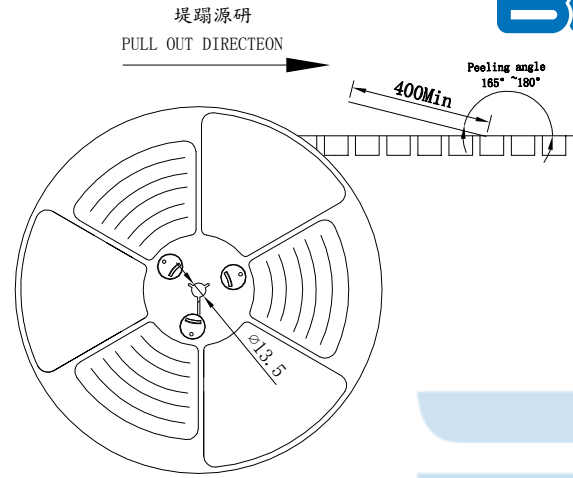


RECOMMEND P. C. B LAYOUT (COMPONENT SIDE)  
 TOLERANCE FOR PCB LAYOUT IS  $\pm 0.05$



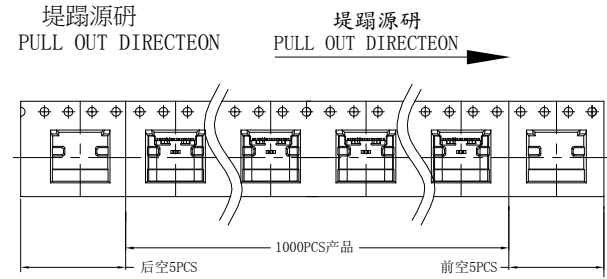
TOLERANCE UNSPECIFIED		深 圳 市 步 步 精 科 技 有 限 公 司 工程 部 深 圳 市 步 步 精 科 技 有 限 公 司 BBJconn 工程 部					
.0	$\pm 0.35$					TITLE: TYPE-C 16P 母座L=6.5沉板2.4 (CH=0.82mm)	
.00	$\pm 0.25$	DRAWN	LXF	SIZE: A4	UNIT: mm.	PART. NO:	UC.01.31-1N-0002
.000	$\pm 0.15$	CHECKED	LYX	SCALE: 1:1	PROJECTION	REV.:	1
X.°	$\pm 2.00^\circ$	APPROVED	LJP	DWG	PATH	9999-9	PATH 2/3
CUSTOMER DRAWING							

REV.	DESCRIPTION	NAME	DATE
1		X	2020. 12. 05



NOTES

1. 缺口 0 塚僅  
LEAD TAPE LENGTH  
堤蹋源研  
PULL OUT DIRECTEON



2. 上帶 剥力力為: 0.1~1.3N(10. 2gf~130gf)  
PEELING OFF FORCE OF TOP TAPE: 0.1~1. 3N(10. 2gf~130gf)  
出貨'運輸過程中一定注意:  
THIS REQUIREMENT SHOULD BE APPLIED AT SHIPMENT:  
卷帶在運輸過程中不能散開  
PEELING OFF SHOULD NOT BE ALLOWED DURING TRANSPORTATION

TAPE & REEL 10 PCS  
1 REEL = 1000 PCS

BOX  
DIMENSIONS:  
33. 5X33. 5X30. 5

1 CARTON = 10 REELS = 10000 PCS



TOLERANCE UNSPECIFIED	
. 0	±0. 35
. 00	±0. 25
. 000	±0. 15
X. °	±2. 00°
CUSTOMER DRAWING	

深圳市步步精科技有限公司

TITLE: TYPE-C 16P 母座L=6. 5沉板2. 4 (CH=0. 82mm)

DRAWN/ DATE	LXF	SIZE:A4	UNIT:MM.	PART. NO:	UC.01.31-1N-0002
CHECKED/ DATE	LYX	SCALE: 1:1	PROJECTION	REV. :	1
APPROVED/ DATE	LJP	DWG. PATH	9999-9	SHEET:	3/3

包裝明細表 (The detail of the packing) Carton						
產品料號 (Product No.)	包裝容量 (Packing Capacity)			重量 Weight (Kg)		
	pcs/box	boxes/Carton	Pcs/Box	N. W. /Pcs	N. W. /Box	G. W. /Box
	1000	10	10000	---	---	---