REV.	ECN NO OR DESCRIPTION	REVISED	DATE

Process Capable

RoHS Compliant 2011/65/EU

Compliant Halogen Free

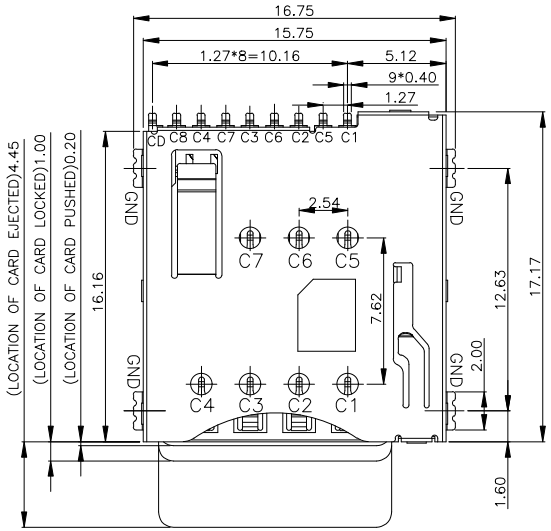

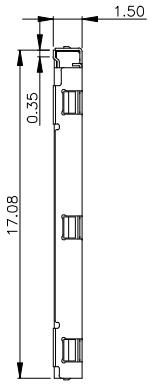

Connector Pin Assignment

Pin Name	Description
C1	Vcc of SIM
C2	RST of SIM
C3	CLK of SIM
C5	GND of SIM
C6	Vpp of SIM
C7	I/O of SIM
SW	Detection Switch

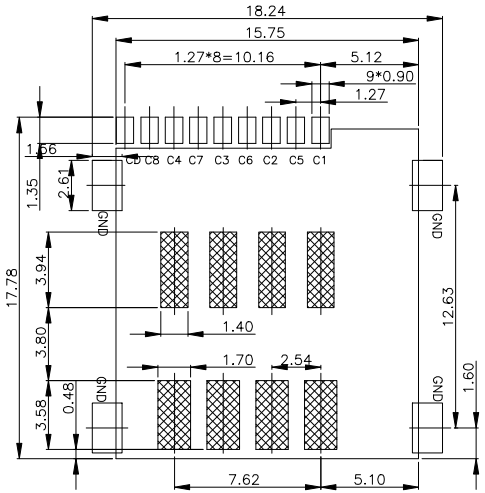

RECOMMENDED PCB LAYOUT
GENERAL TOLERANCE ±0.05

ELECTRIC FUNCTION	DETECT SWITCH
WITHOUT CARD	CLOSED
CARD INSERTED	OPEN

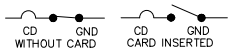

SWITCH OPERATION DIAGRAM

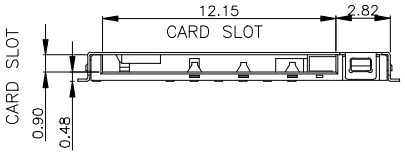

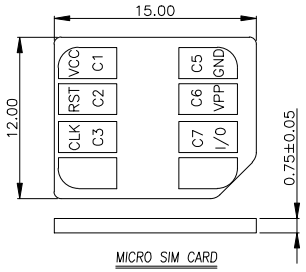

TECHNICAL CHARACTERISTICS

1.General Characteristics

Dimensions: 15.75LX17.17WX1.50H mm

Weight: Approx 0.4±0.1g

Durability: 1500 cycles min.

2.Electrical Characteristics

Contact resistance;

Date Contact: 150mΩ max

CD Switch: 500mΩ max

Insulation resistance: >1000MΩ/500V DC

3.Solderability

Vapor phase: 215°C,30sec.Max

IR reflow: 250°C,5sec.Max

Manual soldering: 370°C,3sec.Max

4.Environmental Characteristics

Operating temperature: −40°C~+85°C

Operating humidity: 10%~+95%RH

ITEM	PART NAME	Q'TY	MATERIAL	FINISH
1	HOUSING	1	Hi−temp Thermoplastic	Black UL94V−0
2	DATA CONTACT	6	Copper Alloy	Contact area:Gold plated
3	CD SWITCH	1	Copper Alloy	Contact area:Gold plated
4	SHELL	1	Stainless Steel	SMT area:Gold plated
5	COIL SPRING	1	SWP	
6	HEART CAM	1	Hi−temp Thermoplastic	Black UL94V−0
7	CAM PIN	1	Stainless Steel	

UNLESS OTHERWISE SPECIFED TOLERANCES

DECIMALS: X :±0.5 X.X :±0.20 X.XX :±0.10

ANGLES: X :±2° X.X :±1°

东莞市汉博电子科技有限公司
DONGGUAN HANBO TECHNOLOGY CO. , LTD

TITLE	9Pin H1.5 push push micro sim card conn.			
DWN	xiong	PART NO. SMO−1560−P9		
CHKD	lee	SCALE:1:1	UNIT: mm	
APVD	wang	SIZE: A4	SHEET:1OF 1	REV: A4

CUSTOMER COPY