

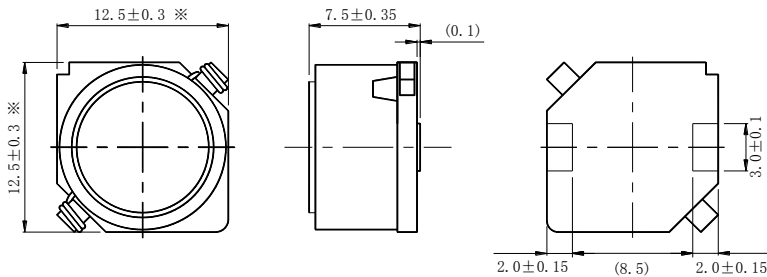
SMD Power Inductor CDRR127



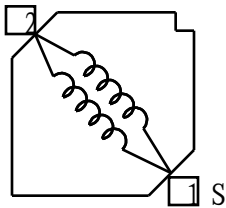
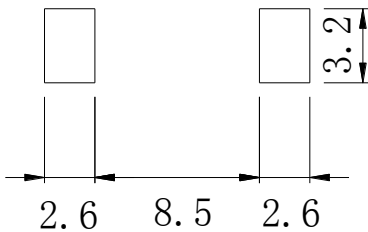
Description

- Magnetically shielded.
- L × W × H: 12.8 × 12.8 × 7.85 mm Max.
- Product weight: 3.8g (Ref.)
- Moisture Sensitivity Level: 1
- RoHS compliance.
- Qualification to AEC-Q200.

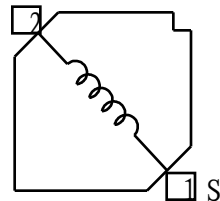
Dimension - [mm]



Land pattern and Schematics - [mm]



1.0µH ~ 33µH



47µH ~ 1000µH

Environmental Data

- Operating temperature range: $-40^{\circ}\text{C} \sim +125^{\circ}\text{C}$ (including coil's self temperature rise)
- Storage temperature range: $-40^{\circ}\text{C} \sim +125^{\circ}\text{C}$
- Solder reflow temperature: 260°C peak.

Packaging

- Carrier tape and reel packaging.
- 12.9" diameter reel
- 400pcs per reel

Applications

- For consumer electronics :HDD, personal computer, LCD display, etc.
- For automotive: ABS, SRS airbag, HID/LED, car audio, car navigation, LCD display, etc.



Electrical Characteristics

Part No.	Stamp	Inductance [within] (μH) ※1	D.C.R. (m Ω) [within] at 25°C	Saturation current (A) ※2 at 20°C	Temperature rise current (A) Typ. ※3
CDRR127NP-1R0NC	1R0	1.0 \pm 30%	6.0 \pm 20%	19.0(24.5)	10.5
CDRR127NP-2R7NC	2R7	2.7 \pm 30%	8.3 \pm 20%	12.8(16.0)	9.1
CDRR127NP-3R3NC	3R3	3.3 \pm 30%	9.6 \pm 20%	11.0(13.8)	8.2
CDRR127NP-5R6NC	5R6	5.6 \pm 30%	11.6 \pm 20%	8.0(10.1)	7.1
CDRR127NP-6R8NC	6R8	6.8 \pm 30%	13.1 \pm 20%	7.2(9.0)	6.7
CDRR127NP-100MC	100	10 \pm 20%	15.6 \pm 20%	5.9(7.3)	5.4
CDRR127NP-150MC	150	15 \pm 20%	18.4 \pm 20%	4.8(6.1)	5.0
CDRR127NP-220MC	220	22 \pm 20%	26.3 \pm 20%	4.2(5.2)	4.0
CDRR127NP-330MC	330	33 \pm 20%	39.5 \pm 20%	3.3(4.2)	3.5
CDRR127NP-470MC	470	47 \pm 20%	52.8 \pm 20%	2.8(3.4)	3.0
CDRR127NP-680MC	680	68 \pm 20%	77.8 \pm 20%	2.1(2.7)	2.4
CDRR127NP-101MC	101	100 \pm 20%	125 \pm 20%	1.9(2.3)	2.0
CDRR127NP-151MC	151	150 \pm 20%	175 \pm 20%	1.5(1.9)	1.6
CDRR127NP-221MC	221	220 \pm 20%	258 \pm 20%	1.3(1.6)	1.3
CDRR127NP-331MC	331	330 \pm 20%	340 \pm 20%	1.1(1.3)	1.1
CDRR127NP-471MC	471	470 \pm 20%	554 \pm 20%	0.9(1.1)	0.9
CDRR127NP-681MC	681	680 \pm 20%	846 \pm 20%	0.7(0.9)	0.7
CDRR127NP-102MC	102	1000 \pm 20%	1271 \pm 20%	0.6(0.8)	0.57

※1 Inductance tested at 100kHz.

※2 Saturation current: This indicates the value of current when the inductance is 10% lower than its initial value.

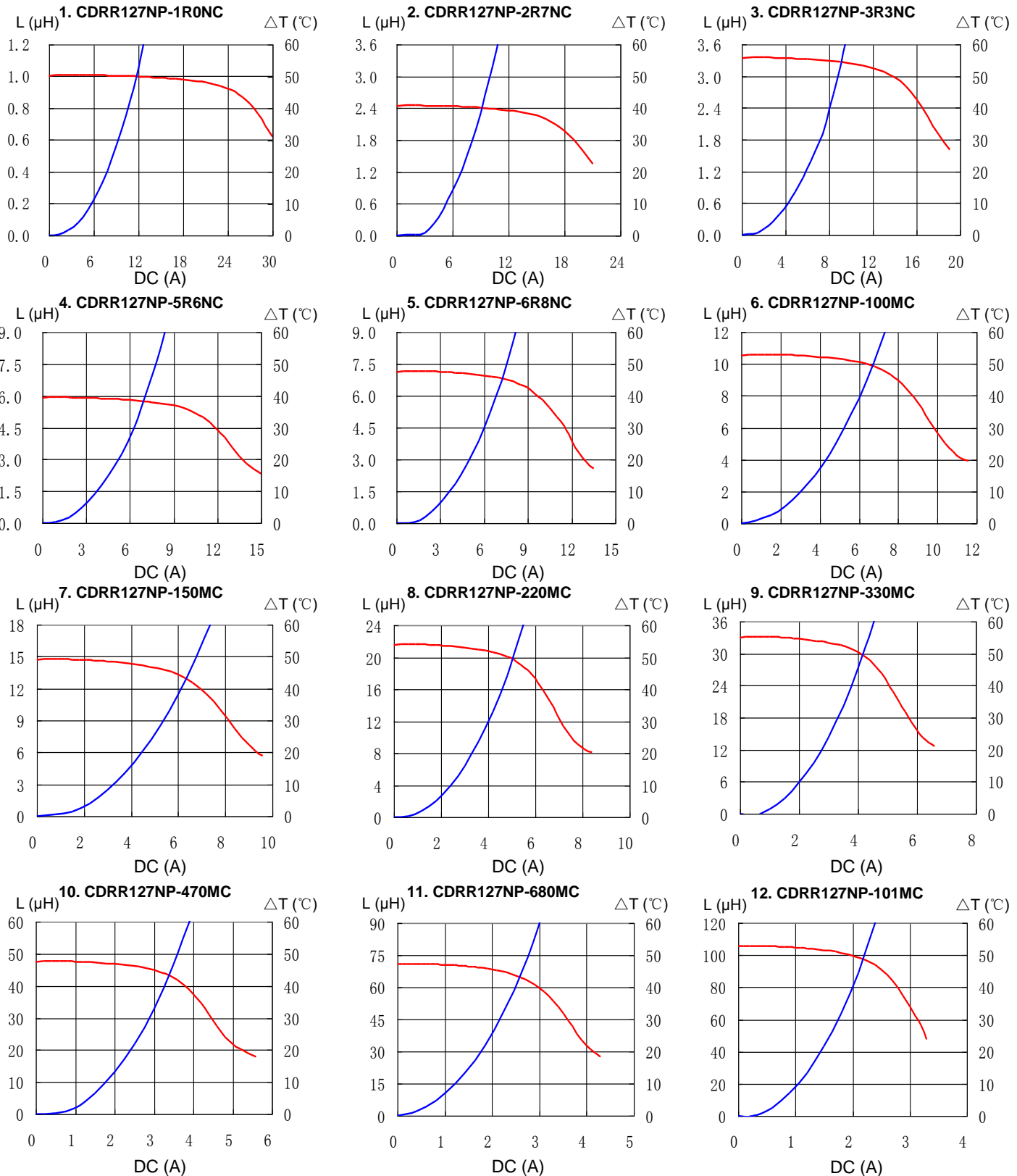
※3 Temperature rise current: The value of DC current when the temperature rise is $\Delta T=40^{\circ}\text{C}$ ($T_a=20^{\circ}\text{C}$).

SMD Power Inductor CDRR127



Saturation Current & Temperature Rise Graph

— L (20°C) — ΔT



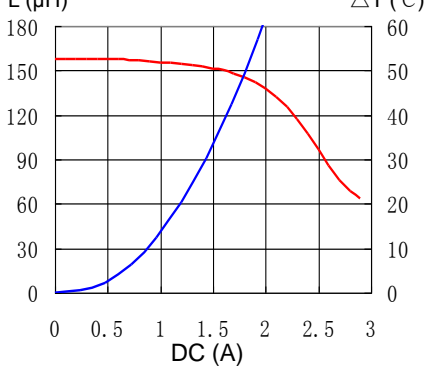
SMD Power Inductor CDRR127



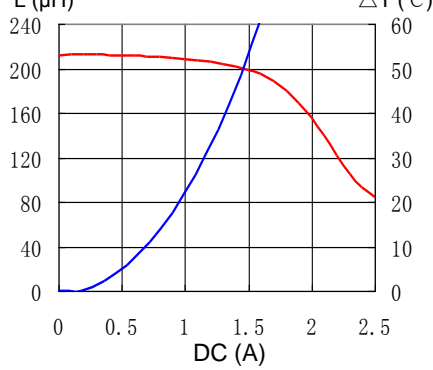
Saturation Current & Temperature Rise Graph

— L (20°C) — ΔT

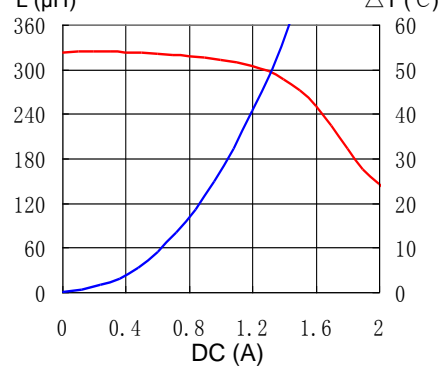
13. CDRR127NP-151MC



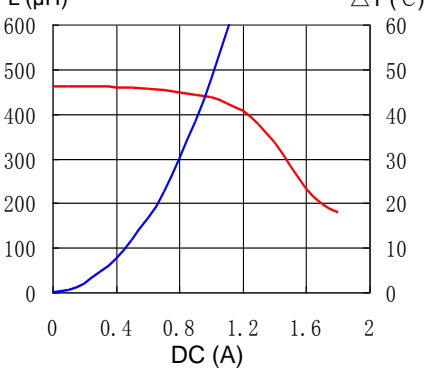
14. CDRR127NP-221MC



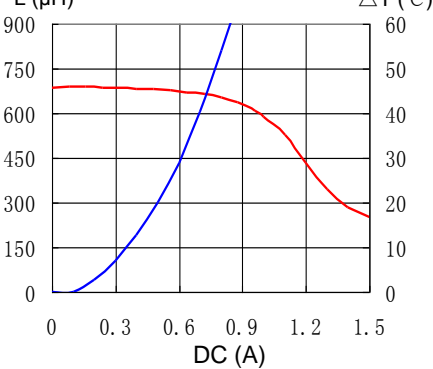
15. CDRR127NP-331MC



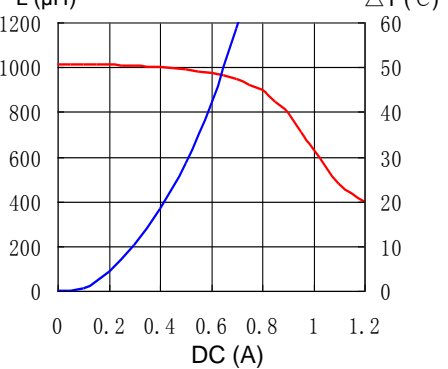
16. CDRR127NP-471MC




17. CDRR127NP-681MC



18. CDRR127NP-102MC

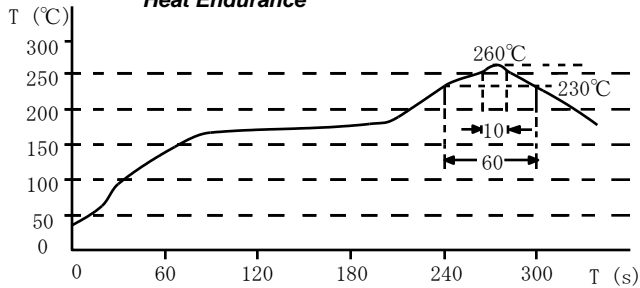


SMD Power Inductor CDRR127

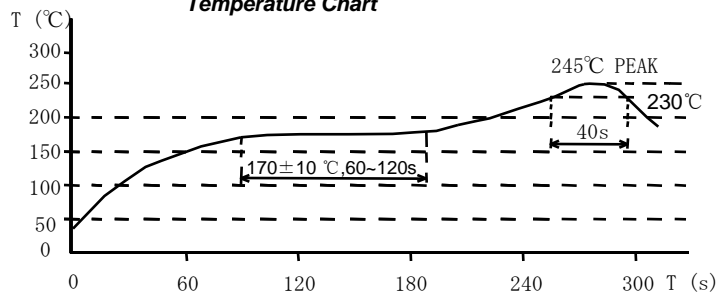


Solder Reflow Condition

Heat Endurance



Temperature Chart



Please refer to the sales offices on our website - <http://www.sumida.com>

Hong Kong

Tel.+852-2880-6781
FAX.+852-2565-9600
sales@hk.sumida.com

Saitama(Japan)

Tel.+81-48-691-7300
FAX.+81-48-691-7340
sales@jp.sumida.com

Chicago

Tel.+1-847-545-6700
FAX. +1-847-545-6720
sales@us.sumida.com

Shanghai

Tel.+86-21-5836-3299
FAX.+86-21-5836-3266
shanghai.sales@cn.sumida.com

Seoul

Tel.+82-2-6237-0777
FAX.+82-2-6237-0778
sales@kr.sumida.com

Obernzell

Tel.+49-8591-937-0
FAX. +49-8591-937-103
contact@eu.sumida.com

Shenzhen

Tel.+86-755-8291-0228
FAX.+86-755-8291-0338
shenzhen.sales@cn.sumida.com

Singapore

Tel.+65-6296-3388
FAX.+65-6841-4426
sales@sg.sumida.com

Neumarkt

Tel.+49-9181-4509-110
FAX. +49-9181-4509-310
infocomp@eu.sumida.com

Taipei

Tel.+886-2-8751-2737
FAX.+886-2-8751-2738
sales@tw.sumida.com

San Jose

Tel.+1-408-321-9660
FAX.+1-408-321-9308
sales@us.sumida.com