

SuperESD - SEUC10F5V4U

1.Description

The SEUC10F5V4U is designed to protect voltage sensitive components from ESD and transient voltage events. Excellent clamping capability. Low leakage, and fast response time, make these parts ideal for ESD protection on designs where board space is at a premium.

2.Features

- IEC 61000-4-2 Level 4 ESD Protection
 - ±12kV Contact Discharge
 - ±17kV Air Discharge
- IEC 61000-4-4 EFT Protection
 - 40A (5/50ns)
- IEC 61000-4-5 Surge
 - 4.5A (8/20us)
- RoHS compliance
- Protecting four I/O line
- Ultra-low Capacitance:0.6pF (Typical)
- Low clamping voltage
- Low leakage current
- Solid-state silicon technology

3.Applications

- HDMI/USB2.0
- Monitors and flat panel displays
- 10/100/1000 ethernet
- Notebook computers
- SIM ports
- ATM interface

4.Ordering Information

Part Number	Package	Marking	Material	Packing	Quantity per reel	Flammability Rating	Reel Size
SEUC10F5V4U	DFN2510-10L	.0524P	Halogen free	Tape & Reel	3K PCS	UL 94V-0	7 inches

Table-1 Ordering information

5.Pin Configuration and Functions

Pin	Name	Description	Outline	Circuit Diagram
1	IO	Connect to IO		
2	IO	Connect to IO		
3	GND	Connect to GND		
4	IO	Connect to IO		
5	IO	Connect to IO		
6	NC	NO Connection		
7	NC	NO Connection		
8	GND	Connect to GND		
9	NC	NO Connection		
10	NC	NO Connection		

Table-2 Pin configuration

6.Specification

6.1. Absolute Maximum rating

Over operating free-air temperature range (unless otherwise noted)

Parameters	Symbol	Min.	Max.	Unit
Peak pulse power (tp=8/20us)@25°C	P _{pk}	-	60	W
Peak pulse current (tp=8/20us)@25°C	I _{PP}		4.5	A
ESD (IEC61000-4-2 air discharge) @25°C	V _{ESD}	-	±17	kV
ESD (IEC61000-4-2 contact discharge) @25°C	V _{ESD}	-	±12	kV
Junction temperature	T _J	-	125	°C
Operating temperature	T _{OP}	-40	85	°C
Storage temperature	T _{STG}	-55	150	°C
Lead temperature	T _L	-	260	°C

Table-3 Absolute Maximum rating

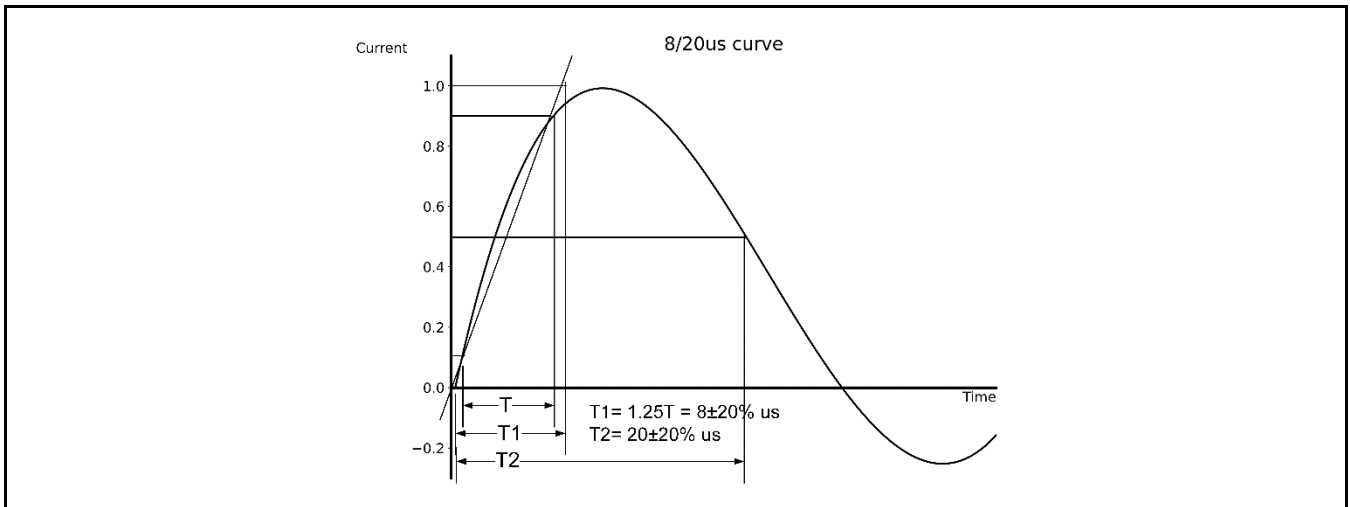
6.2. Electrical Characteristics

At TA = 25°C unless otherwise noted

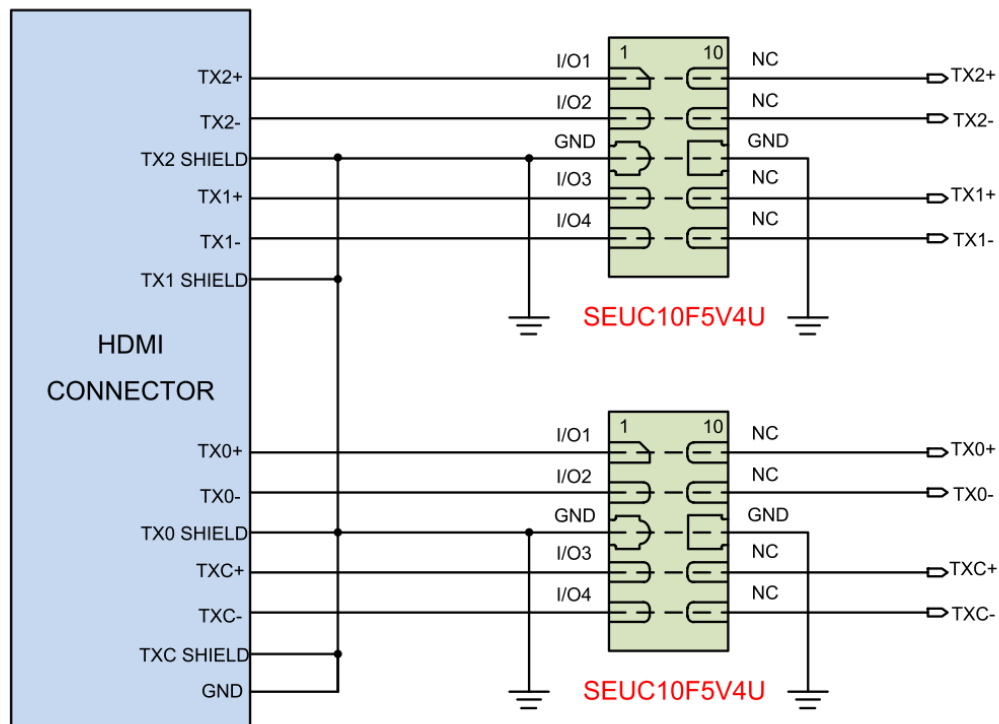
Parameters	Symbol	conditions	Min.	Typ.	Max.	Unit
Reverse stand-off voltage	V_{RWM}				5	V
Reverse Breakdown Voltage	V_{BR}	$I_T = 1mA$	6			V
Reverse Leakage Current	I_R	$V_{RWM} = 5V$			1	uA
Peak Pulse Current	I_{PP}	TP=8/20us@25°C		4.5		A
Clamping Voltage	V_{CL}	$I_{PP} = 1A$; TP=8/20us		8.5		
Clamping Voltage	V_{CL}	$I_{PP} = 4.5A$; TP=8/20us		12		V
Junction capacitance	C_J	I/O pins to ground; $V_R = 0V$; f = 1MHz		0.6		pF
		Between I/O pins; $V_R = 0V$; f = 1MHz		0.3		

Table-4 Electrical Characteristics

7. Typical Characteristic

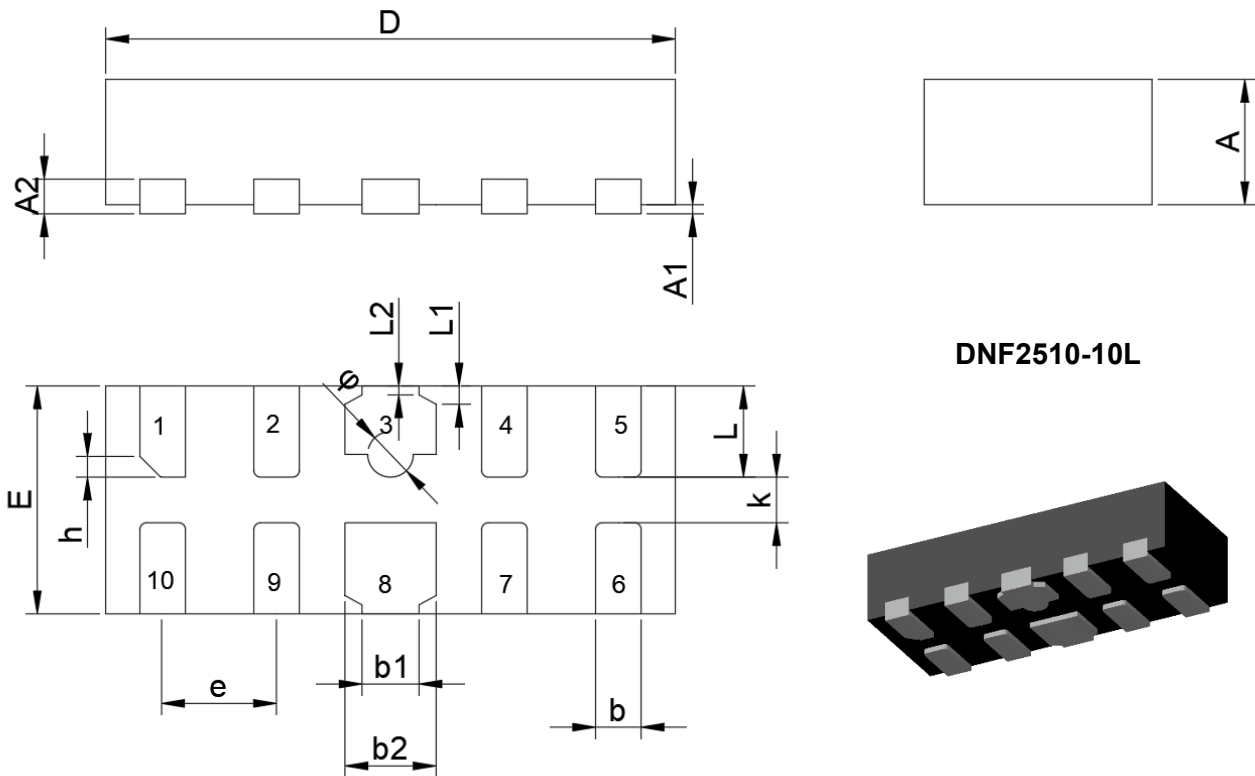


8. Typical Application



Typical HDMI Interface Application

9.Dimension

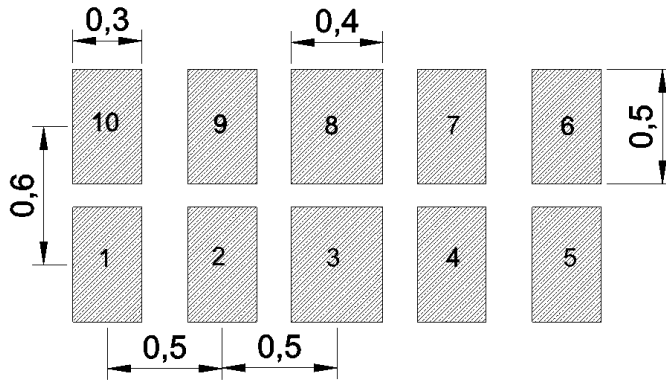


DNF2510-10L

Dimensions in Millimeter							
Symbol	Min.	Nom.	Max.	Symbol	Min.	Nom.	Max.
A	0.500	0.550	0.600	D	2.450	2.500	2.550
A1	0.00	/	0.05	E	0.950	1.00	1.050
A2	0.122	0.152	0.200	e	0.450	0.500	0.550
b	0.150	0.200	0.250	h	0.080	0.120	0.150
b1	0.200	0.250	0.300	k	0.150	0.200	0.250
b2	0.350	0.400	0.450	L	0.350	0.400	0.450
L1		0.075		L2		0.05	
φ	0.150	0.200	0.250				

Table-5 Product dimensions

10.Recommended Land Pattern

**Note:**

1. Controlling dimension: in millimeters
2. General tolerance: $\pm 0.05\text{mm}$
3. The pad layout is for reference only

DISCLAIMER

ELECSUPER PROVIDES TECHNICAL AND RELIABILITY DATA (INCLUDING DATASHEETS), DESIGN RESOURCES (INCLUDING REFERENCE DESIGNS), APPLICATION OR OTHER DESIGN ADVICE, SAFETY INFORMATION, AND OTHER RESOURCES "AS IS" AND WITH ALL FAULTS, AND DISCLAIMS ALL WARRANTIES, EXPRESS AND IMPLIED, INCLUDING WITHOUT LIMITATION ANY IMPLIED WARRANTIES OF MERCHANTABILITY, FITNESS FOR A PARTICULAR PURPOSE OR NON-INFRINGEMENT OF THIRD PARTY INTELLECTUAL PROPERTY RIGHTS.

These resources are intended for skilled developers designing with ElecSuper products. You are solely responsible for

(1) selecting the appropriate ElecSuper products for your application,

(2) designing, validating and testing your application

(3) ensuring your application meets applicable standards, and any other safety, security, or other requirements. These resources are subject to change without notice. ElecSuper grants you permission to use these resources only for development of an application that uses the ElecSuper products described in the resource. Other reproduction and display of these resources are prohibited. No license is granted to any other ElecSuper intellectual property right or to any third party intellectual property right. ElecSuper disclaims responsibility for, and you will fully indemnify ElecSuper and its representatives against, any claims, damages, costs, losses, and liabilities arising out of your use of these resources. ElecSuper's products are provided subject to ElecSuper's Terms of Sale or other applicable terms available either on www.elecsuper.com or provided in conjunction with such ElecSuper products. ElecSuper's provision of these resources does not expand or otherwise alter ElecSuper's applicable warranties or warranty disclaimers for ElecSuper products.