


SOD-123FL


MARKING: SM

Features

- Low reverse leakage
- High Forward surge capability
- High reliability
- High temperature soldering guaranteed: 260°C/10S
- Lead and body according with Rohs standard

Mechanical Data

- SOD-123FL small outline plastic package
- Polarity: Color band denotes cathode end
- Epoxy UL: 94V-0
- Mounting Position: Any

Maximum Ratings & Thermal Characteristics

(Ratings at 25°C ambient temperature unless otherwise specified.)

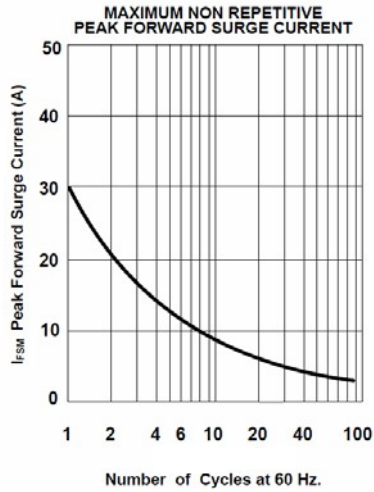
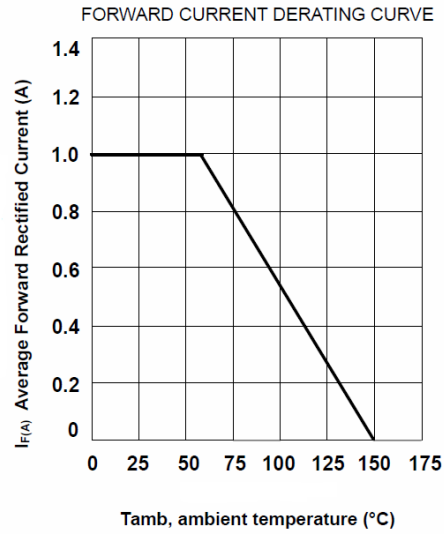
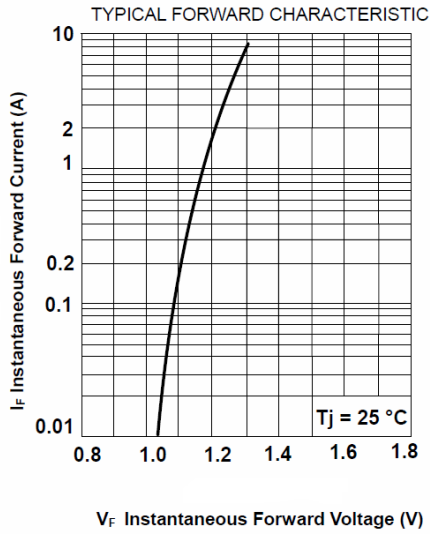
Parameters	Symbol	A7	Unit
Maximum repetitive peak reverse voltage	VRRM	1000	V
Maximum RMS voltage	VRMS	700	V
Maximum DC blocking voltage	VDC	1000	V
Maximum average forward rectified current	IF(AV)	1.0	A
Non-repetitive Peak forward surge current 8.3 ms single half sine-wave	IFSM	30	A
Typical thermal resistance	RθJA	45	°C/W
Operation junction and Storage temperature range	Tj, TSTG	-55-+150	°C

Electrical Characteristics

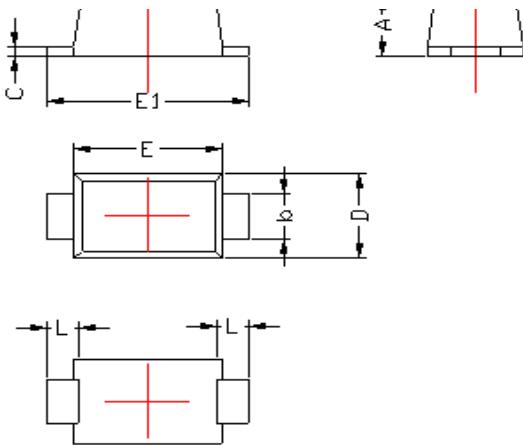
(Ratings at 25°C ambient temperature unless otherwise specified).

Parameters	Symbol	A7	Unit
@IF=1.0A Max. forward voltage	VF	1.1	V
@VDC TA=25°C Max. reverse current TA=100°C	IR	5 100	uA
VR=4.0V, f=1MHz Type junction capacitance	Cj	15	pF

Characteristic Curves



SOD-123FL PACKAGE OUTLINE Plastic surface mounted package



SYMBOL	DIMENSIONS	
	MIN.	MAX.
A	1.20	1.40
b	0.80	1.10
C	0.15	0.25
D	1.75	1.95
E	2.70	2.90
E1	3.50	3.90
L	0.35	0.85