

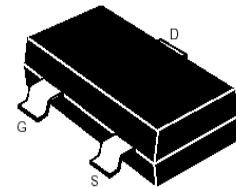
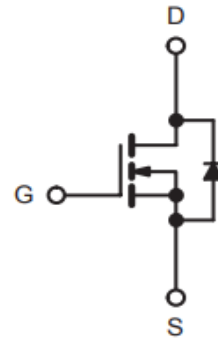
»Features

$V_{DS} = 30V$
 $I_D = 5A$
 $R_{DS(ON)} @V_{GS} = 10V, TYP = 35m\Omega$
 $R_{DS(ON)} @V_{GS} = 4.5V, TYP = 40m\Omega$

»General Description

- Advanced trench process technology
- High Density Cell Design For Ultra Low On-Resistance
- SOT-23 for Surface Mount Package.

»Pin Configurations



»Absolute Maximum Ratings @ $T_A=25^{\circ}C$ unless otherwise noted

Characteristic	Symbol	Max	Unit
Drain-Source Voltage	BV_{DSS}	30	V
Gate- Source Voltage	V_{GS}	± 12	V
Drain Current (continuous)	I_D	5	A
Drain Current (pulsed)	I_{DM}	18	A
Total Device Dissipation $T_A=25^{\circ}C$	P_D	1400	mW
Junction	T_J	150	$^{\circ}C$
Storage Temperature	T_{stg}	-55to+150	$^{\circ}C$

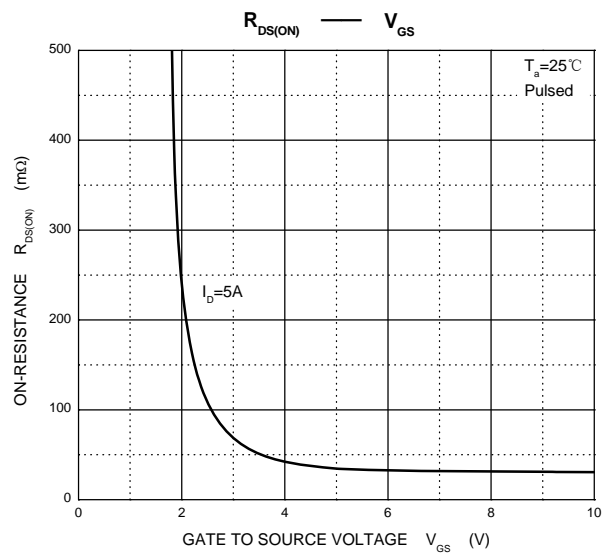
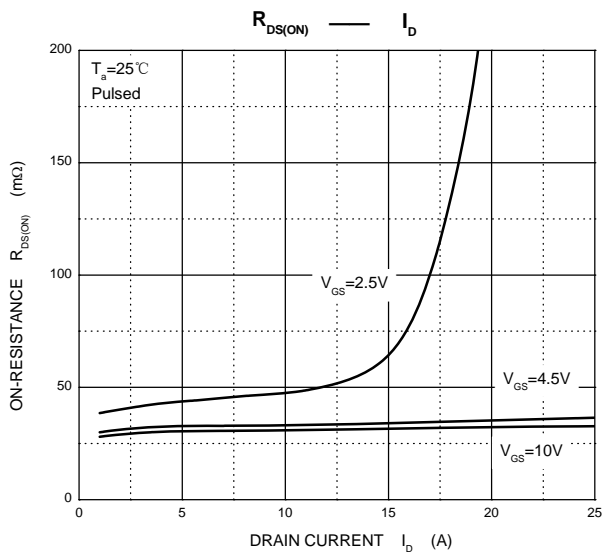
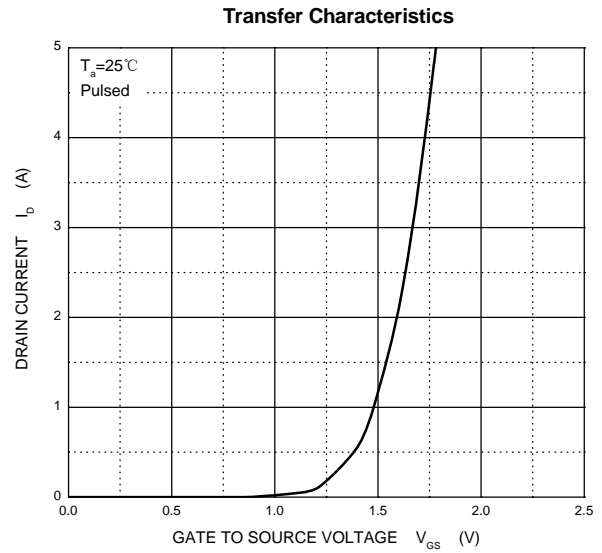
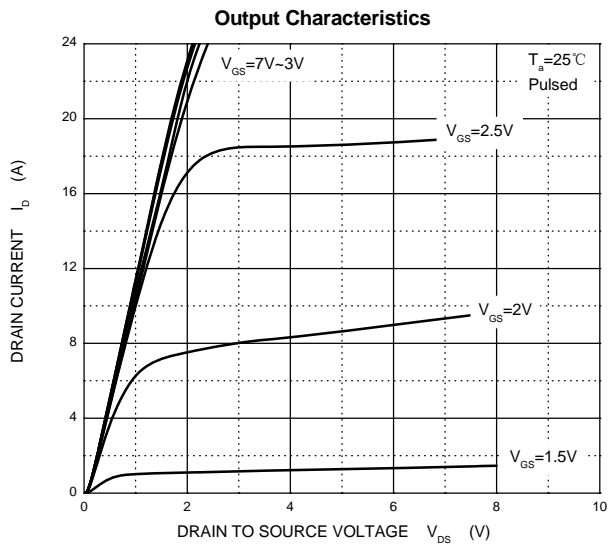
»Electrical Characteristics @ $T_A=25^{\circ}\text{C}$ unless otherwise noted

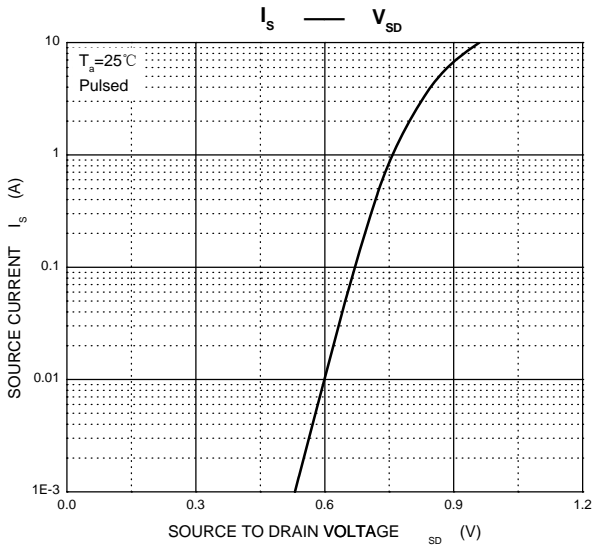
Characteristic	Symbol	Min	Typ	Max	Unit
Drain-Source Breakdown Voltage ($I_D = 250\mu\text{A}, V_{GS}=0\text{V}$)	BV_{DSS}	30	—	—	V
Gate Threshold Voltage ($I_D = 250\mu\text{A}, V_{GS}=V_{DS}$)	$V_{GS(th)}$	0.6	—	1.4	V
Diode Forward Voltage Drop ($I_S = 1.25\text{ A}, V_{GS}=0\text{V}$)	V_{SD}	—	0.7	1	V
Zero Gate Voltage Drain Current ($V_{GS}=0\text{V}, V_{DS}=30\text{V}$)	I_{DSS}	—	—	1	μA
Gate Body Leakage ($V_{GS}=\pm 12\text{V}, V_{DS}=0\text{V}$)	I_{GSS}	—	—	± 100	nA
Static Drain-Source On-State Resistance ($I_D = 5\text{ A}, V_{GS}=10\text{V}$)	$R_{DS(ON)}$	—	35	41	$\text{m}\Omega$
Static Drain-Source On-State Resistance ($I_D = 3.5\text{ A}, V_{GS}=4.5\text{ V}$)	$R_{DS(ON)}$	—	40	45	$\text{m}\Omega$
Static Drain-Source On-State Resistance ($I_D = 3\text{ A}, V_{GS}=2.5\text{ V}$)	$R_{DS(ON)}$	—	50	55	$\text{m}\Omega$
Input Capacitance ($V_{GS}=0\text{V}, V_{DS}=15\text{ V}, f=1\text{MHz}$)	C_{ISS}	—	545	—	pF
Output Capacitance ($V_{GS}=0\text{V}, V_{DS}=15\text{ V}, f=1\text{MHz}$)	C_{OSS}	—	66	—	pF
Turn-ON Time ($V_{DS}=15\text{ V}, V_{GS}=10\text{ V}, R_{GEN}=6\Omega$)	$t_{(on)}$	—	9.6	—	ns
Turn-OFF Time ($V_{DS}=15\text{ V}, V_{GS}=10\text{ V}, R_{GEN}=6\Omega$)	$t_{(off)}$	—	39	—	ns

Notes :

*Pulse Test : Pulse Width $\leq 300\mu\text{s}$, Duty Cycle $\leq 2\%$.

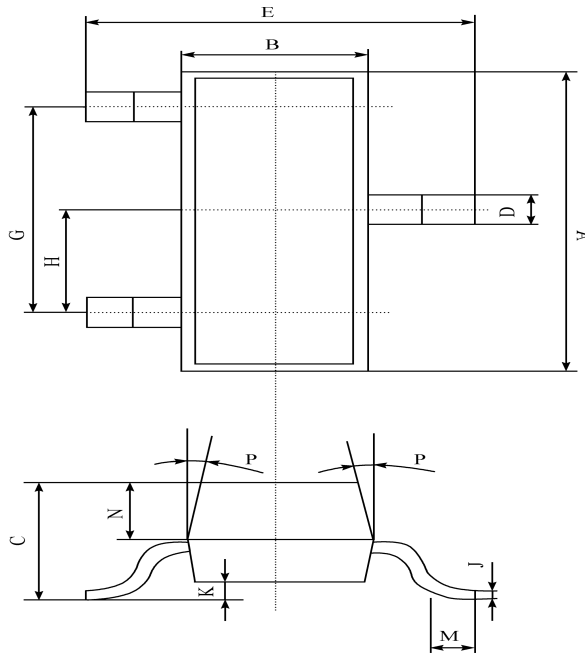
»Typical Performance Characteristics (T_J = 25 °C, unless otherwise noted)





»Package Information

SOT-23



A	2.90 ± 0.10
B	1.30 ± 0.10
C	1.00 ± 0.10
D	0.40 ± 0.10
E	2.40 ± 0.20
G	1.90 ± 0.10
H	0.95 ± 0.05
J	0.13 ± 0.05
K	$0.00 - 0.10$
M	≥ 0.2
N	0.60 ± 0.10
P	$7 \pm 2^\circ$

»Ordering information

Order code	Package	Marking	Base qty	Delivery mode
AO3400	SOT-23	A09T	3K	Tape and reel