


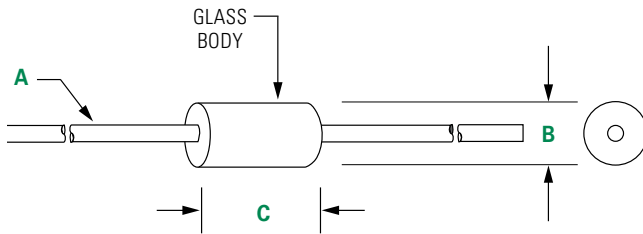
USUG1000 Series UL Recognized DO-35 Glass Encapsulated Thermistors



Agency Approvals

AGENCY	AGENCY FILE NUMBER
	E232830

Dimensions



Dimensions shown in inches.

A	B	C
0.020" ±0.002" 24 AWG Tinned CCS 1.0" Long Min	0.075" Max	0.160" Max

Packaging

Packaging Option	Packaging Code	Standard Quantity	Standard
Tape and Reel	-TR	5000	EIA-296

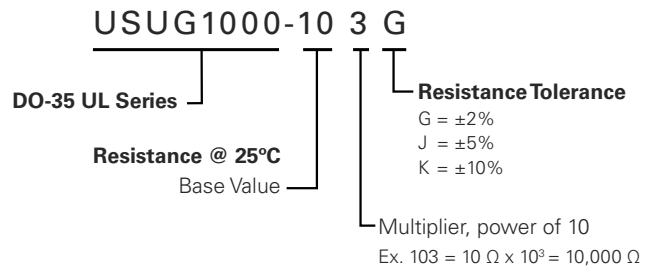
Description

Littelfuse low cost interchangeable glass encapsulated thermistors are manufactured using super stable, precision NTC chips which are hermetically sealed in a glass (DO-35 diode style) package. The result is a device which exhibits excellent long term reliability and stability even when subjected to severe environmental or thermal conditions. They are well suited for uses where their interchangeability eliminates the necessity for costly individual circuit calibration. Their uniform dimensions and axial lead configuration make them especially suitable for use with automatic insertion equipment.

Features

- Temperature rating = -40 to +150°C
- Hermetically sealed glass package
- Excellent long-term stability
- Tinned CSS Lead Wires are Solderable or Weldable

Part Numbering System



Note: Not all combinations of Part Number codes are available. Contact Littelfuse for details.

USUG1000 Series UL Recognized DO-35 Glass Encapsulated Thermistors

Specifications

Part Number	Resistance Ohms @ 25°C	*Resistance Tol. ± % @ 25°C	R-T Curve	Temperature Coefficient (%/°C) @ 25°C	Beta (K) 0-50°C	Max. Power Rating (mW)	Dissipation Constant, Nominal (mW/°C)	Temperature Rating (°C)
USUG1000-103G	10000	2	J	—	3892	20	2	-40 to +150
USUG1000-103J	10000	5	J	—	3892	20	2	-40 to +150
USUG1000-103K	10000	10	J	—	3892	20	2	-40 to +150
USUG1000-203G	20000	2	J	—	3892	20	2	-40 to +150
USUG1000-203J	20000	5	J	—	3892	20	2	-40 to +150
USUG1000-203K	20000	10	J	—	3892	20	2	-40 to +150
USUG1000-253G	25000	2	J	—	3892	20	2	-40 to +150
USUG1000-253J	25000	5	J	—	3892	20	2	-40 to +150
USUG1000-253K	25000	10	J	—	3892	20	2	-40 to +150
USUG1000-303G	30000	2	J	—	3892	20	2	-40 to +150
USUG1000-303J	30000	5	J	—	3892	20	2	-40 to +150
USUG1000-303K	30000	10	J	—	3892	20	2	-40 to +150
USUG1000-503G	50000	2	J	—	3892	20	2	-40 to +150
USUG1000-503J	50000	5	J	—	3892	20	2	-40 to +150
USUG1000-503K	50000	10	J	-3.67	3892	20	2	-40 to +150
USUG1000-104G	100000	2	J	—	3892	20	2	-40 to +150
USUG1000-104J	100000	5	J	—	3892	20	2	-40 to +150
USUG1000-104K	100000	10	J	—	3892	20	2	-40 to +150
USUG1000-254G	250000	2	J	—	3892	20	2	-40 to +150
USUG1000-254J	250000	5	J	—	3892	20	2	-40 to +150
USUG1000-254K	250000	10	J	—	3892	20	2	-40 to +150

*Resistance tolerances of ± 1%, 2%, and 5% are available upon request

Disclaimer Notice - Information furnished is believed to be accurate and reliable. However, users should independently evaluate the suitability of and test each product selected for their own applications. Littelfuse products are not designed for, and may not be used in, all applications. Read complete Disclaimer Notice at: www.littelfuse.com/disclaimer-electronics

Mouser Electronics

Authorized Distributor

Click to View Pricing, Inventory, Delivery & Lifecycle Information:

Littelfuse:

[USUG1000-104J](#) [USUG1000-104G](#) [USUG1000-103G](#) [USUG1000-103J](#) [USUG1000-103G-RF](#) [USUG1000-104G-](#)
[RB](#) [USUG1000-103K](#) [USUG1000-253J](#) [USUG1000-503G](#) [USUG1000-253G](#) [USUG1000-303J](#) [USUG1000-303K](#)
[USUG1000-303G](#) [USUG1000-203K](#) [USUG1000-203J](#) [USUG1000-503J](#) [USUG1000-203G](#) [USUG1000-104K](#)
[USUG1000-254G](#) [USUG1000-254J](#) [USUG1000-503K](#) [USUG1000-253K](#) [USUG1000-254K](#) [USUG1000-102G](#)