

1. Scope

The present specifications shall apply to an RK39.

2. Outline

Type	Silicon Schottky Barrier Diode
Structure	Resin Molded
Applications	High Frequency Rectification

3. Flammability

UL94V-0(Equivalent)

Not Recommended for New Designs

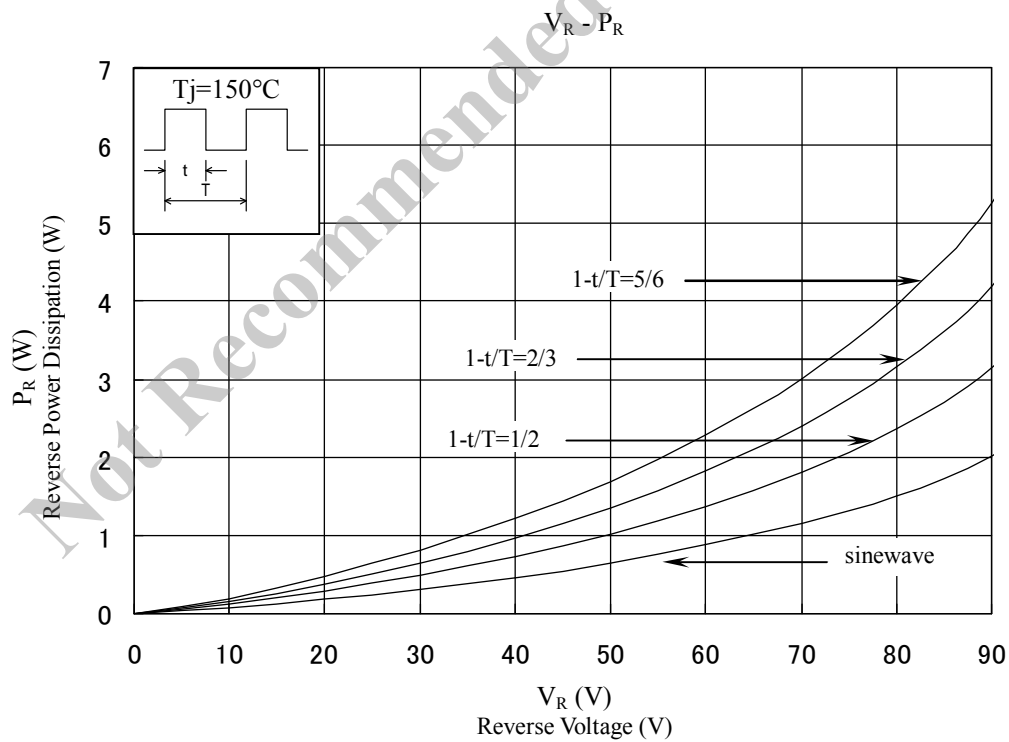
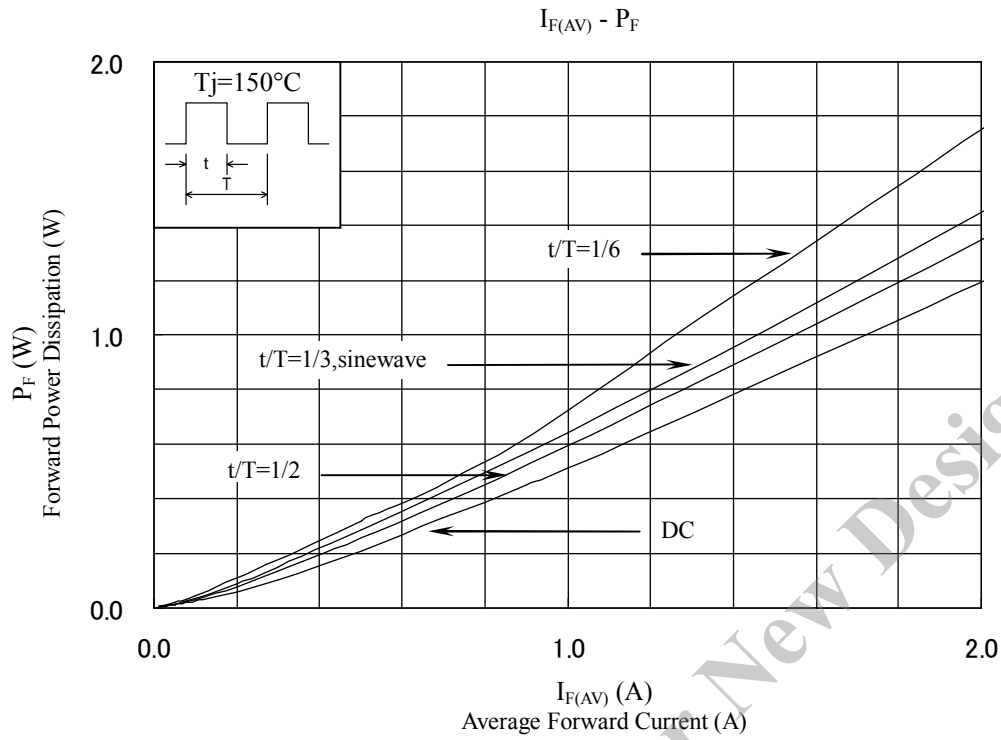
4. Absolute maximum ratings

No.	Item	Symbol	Unit	Rating	Conditions
1	Transient Peak Reverse Voltage	V_{RSM}	V	90	
2	Peak Reverse Voltage	V_{RM}	V	90	
3	Average Forward Current	$I_{F(AV)}$	A	2.0	Refer to Derating of 7
4	Peak Surge Forward Current	I_{FSM}	A	50	Half sinewave, one shot
5	I^2t Limiting Value	I^2t	A^2s	12.5	$1\text{msec} \leq t \leq 10\text{msec}$
6	Junction Temperature	T_j	$^{\circ}C$	-40~+150	
7	Storage Temperature	T_{stg}	$^{\circ}C$	-40~+150	

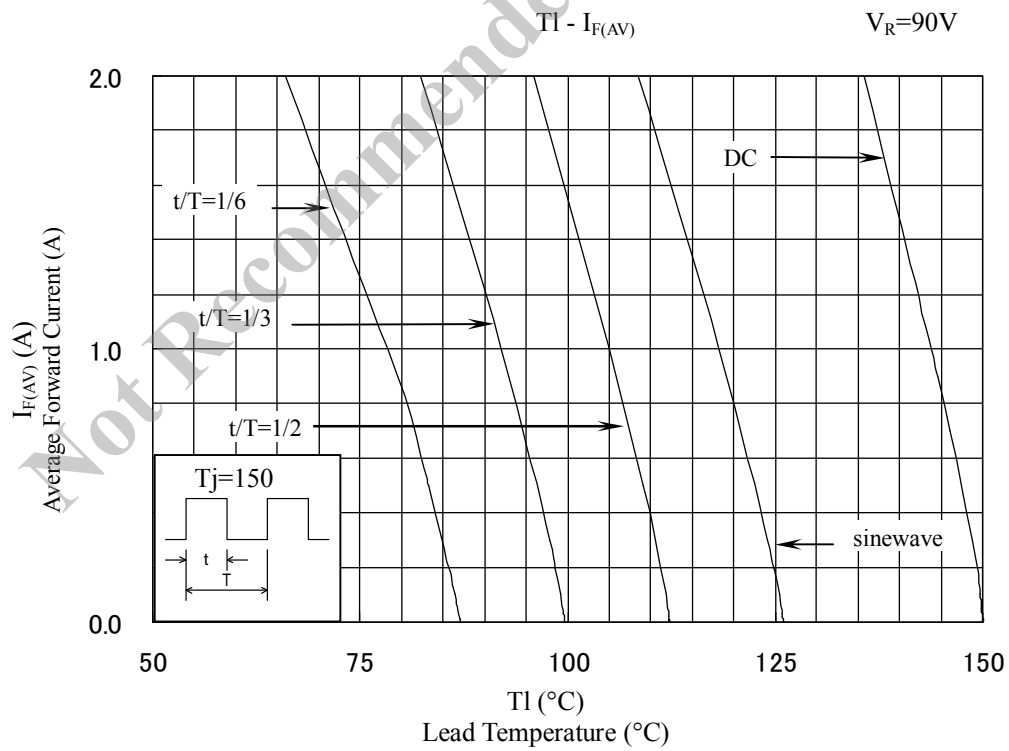
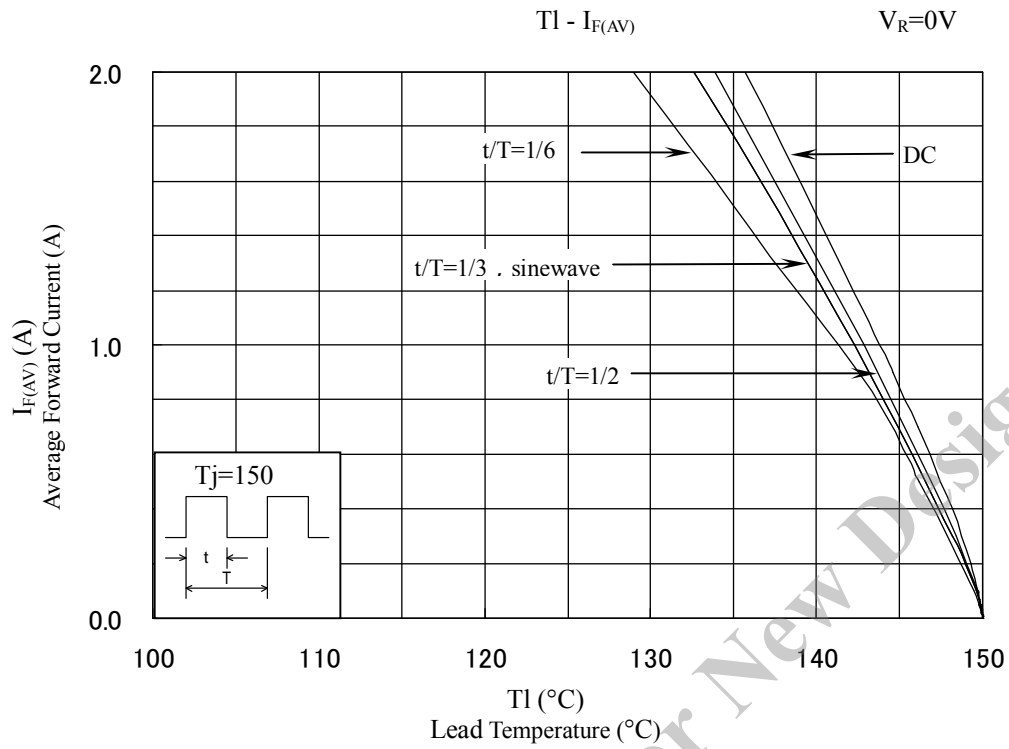
5. Electrical characteristics ($T_a=25^{\circ}C$, unless otherwise specified)

No.	Item	Symbol	Unit	Value	Conditions
1	Forward Voltage Drop	V_F	V	0.81 max.	$I_F=2.0A$
2	Reverse Leakage Current	I_R	mA	3.0 max.	$V_R=V_{RM}$
3	Reverse Leakage Current Under High Temperature	$H \cdot I_{R1}$	mA	20 max.	$V_R=V_{RM}, T_j=125^{\circ}C$
		$H \cdot I_{R2}$	mA	70 max.	$V_R=V_{RM}, T_j=150^{\circ}C$
4	Thermal Resistance	$R_{th(j-l)}$	$^{\circ}C/W$	12 max.	Between Junction and Lead

6. Characteristics

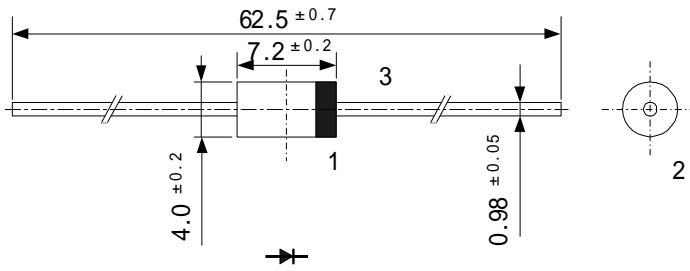


7. Derating



8. Package information

8-1 Package type, physical dimensions and material



- *1 The allowance position of Body against the center of whole lead wire is 0.5mm(max.)
- *2 The centric allowance of lead wire against center of physical body is 0.3mm(max.)
- *3 The burr may exit up to 2mm from the body of lead

Dimensions in mm

8-2 Appearance

The body shall be clean and shall not bear any stain, rust or flaw.

8-3 Marking

Type number RK39

Lot number 1

First digit: Last digit of Year

Second digit: Month

From 1 to 9 for Jan. to Sep.

O for Oct., N for Nov., and D for Dec.

Lot number 2 (ten days)

••• Top of the month

••• Middle of month

••• End of month

カソード表示
Cathode Band

