



CRYSTAL OSCILLATOR (SPXO)

OUTPUT : LV-PECL


LOW PHASE JITTER

SG7050EBN

- Low phase jitter : 65fs typ. *2
- Frequency range : 100 MHz to 175 MHz
- Supply voltage : 2.5V Typ. / 3.3 V Typ.
- Function : Output Enable (OE)
- External dimensions : 7.0 × 5.0 × 1.5 mm
- Output : LV-PECL



Product Number (Please contact us)
SG7050EBN: X1G004511xxxx00



Actual size



Specifications (characteristics)

Item	Symbol	Specifications	Conditions / Remarks
Output frequency range	f _o	100.000 MHz to 175.000 MHz	Please contact us about available frequencies.
Supply voltage	V _{cc}	C: 3.3 V ± 0.165 V D: 2.5 V ± 0.125 V	
Storage temperature	T _{stg}	-55 °C to +125 °C	Store as bare product after packing
Operating temperature	T _{use}	G: -40 °C to +85 °C	
Frequency tolerance *1	f _{tol}	J: ±50 × 10 ⁻⁶ Max.	
Current consumption	I _{cc}	75 mA Max. 55mA Max.	OE=V _{cc} , L _{ECL} =50Ω
Disable current	I _{dis}	15µA Max.	OE=GND
Output load condition	L _{ECL}	50Ω	Terminated to V _{cc} -2.0V
Output voltage	V _{OH} V _{OL}	V _{cc} -1.025 V Min. V _{cc} -1.62 V Max.	DC characteristics
Symmetry	SYM	45 % to 55 %	at outputs crossing point
Rise/Fall times	T _r /T _f	0.4 ns Max. 0.5 ns Max.	at 20 % to 80 % output swing
Input voltage	V _{IH} V _{IL}	70% V _{cc} Min. 30% V _{cc} Max.	OE terminal
Oscillation start up time	t _{str}	3 ms Max.	Time at minimum supply voltage to be 0 s

*1 Includes initial tolerance, temperature change, V_{cc} change and 10years aging

*2 Output frequency is 156.25MHz (at V_{cc}=3.3V±0.165V)

Phase Jitter

Phase Jitter [fs] (Offset Frequency 12k to 20MHz)	Output frequency	100 MHz	125 MHz	156.25 MHz	175 MHz	Supply voltage
	Typ.	125	95	85	82	
Max.	165	160	125	125	V _{cc} =3.3V±0.165V	
Typ.	110	80	65	65		
Max.	140	120	100	100		

Product Name SG7050 E BN 156.250000MHz C J G A

(Standard form)

① ② ③ ④⑤⑥⑦

①Model ②Output (E: LV-PECL) ③Frequency ④Supply voltage ⑤Frequency tolerance

⑥Operating temperature ⑦Internal identification code ("A" is default)

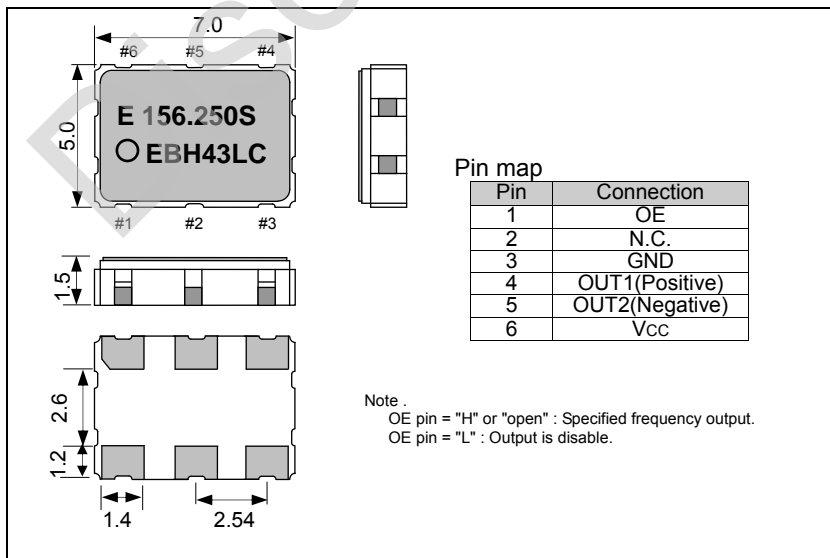
④Supply voltage	
C	3.3 V Typ.
D	2.5 V Typ.

⑤Frequency tolerance	
J	±50 × 10 ⁻⁶

⑥Operating temperature	
G	-40 to +85°C

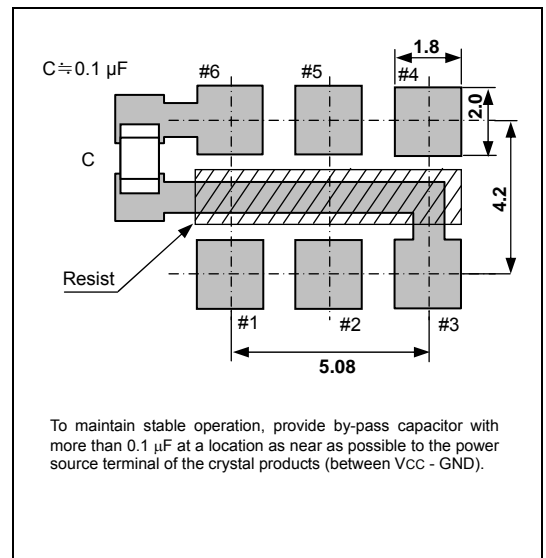
External dimensions

(Unit :mm)



Footprint (Recommended)

(Unit :mm)



PROMOTION OF ENVIRONMENTAL MANAGEMENT SYSTEM CONFORMING TO INTERNATIONAL STANDARDS

At Seiko Epson, all environmental initiatives operate under the Plan-Do-Check-Action (PDCA) cycle designed to achieve continuous improvements. The environmental management system (EMS) operates under the ISO 14001 environmental management standard.

All of our major manufacturing and non-manufacturing sites, in Japan and overseas, completed the acquisition of ISO 14001 certification.

ISO 14000 is an international standard for environmental management that was established by the International Standards Organization in 1996 against the background of growing concern regarding global warming, destruction of the ozone layer, and global deforestation.





WORKING FOR HIGH QUALITY

In order provide high quality and reliable products and services than meet customer needs,

Seiko Epson made early efforts towards obtaining ISO9000 series certification and has acquired ISO9001 for all business establishments in Japan and abroad. We have also acquired ISO/TS 16949 certification that is requested strongly by major automotive manufacturers as standard.

ISO/TS16949 is the international standard that added the sector-specific supplemental requirements for automotive industry based on ISO9001.

► Explanation of the mark that are using it for the catalog

	► Pb free.
	► Complies with EU RoHS directive. *About the products without the Pb-free mark. Contains Pb in products exempted by EU RoHS directive. (Contains Pb in sealing glass, high melting temperature type solder or other.)
	► Designed for automotive applications such as Car Multimedia, Body Electronics, Remote Keyless Entry etc.
	► Designed for automotive applications related to driving safety (Engine Control Unit, Air Bag, ESC etc).

Notice

- This material is subject to change without notice.
- Any part of this material may not be reproduced or duplicated in any form or any means without the written permission of Seiko Epson.
- The information about applied data, circuitry, software, usage, etc. written in this material is intended for reference only. Seiko Epson does not assume any liability for the occurrence of customer damage or infringing on any patent or copyright of a third party. This material does not authorize the licensing for any patent or intellectual copyrights.
- When exporting the products or technology described in this material, you should comply with the applicable export control laws and regulations and follow the procedures required by such laws and regulations.
- You are requested not to use the products (and any technical information furnished, if any) for the development and/or manufacture of weapon of mass destruction or for other military purposes. You are also requested that you would not make the products available to any third party who may use the products for such prohibited purposes.
- These products are intended for general use in electronic equipment. When using them in specific applications that require extremely high reliability, such as the applications stated below, you must obtain permission from Seiko Epson in advance.
/ Space equipment (artificial satellites, rockets, etc.) / Transportation vehicles and related (automobiles, aircraft, trains, vessels, etc.) / Medical instruments to sustain life / Submarine transmitters / Power stations and related / Fire work equipment and security equipment / traffic control equipment / and others requiring equivalent reliability.
- All brands or product names mentioned herein are trademarks and/or registered trademarks of their respective.