

INTERCONNECTS

SERIES 850, 851, 852, 853 • 050" GRID RIGHT ANGLE HEADERS AND SOCKETS • SINGLE AND DOUBLE ROW STRIPS

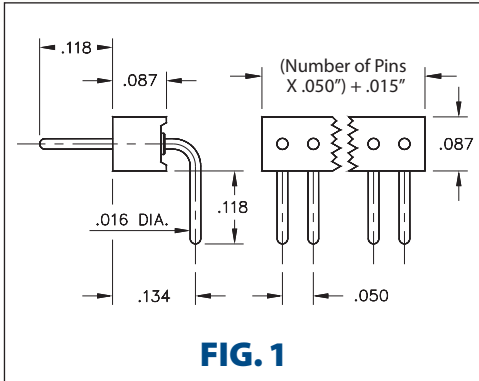


FIG. 1

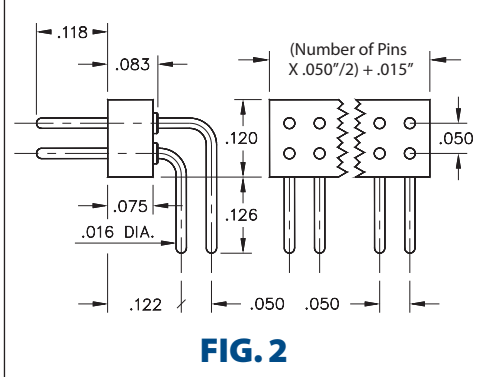


FIG. 2

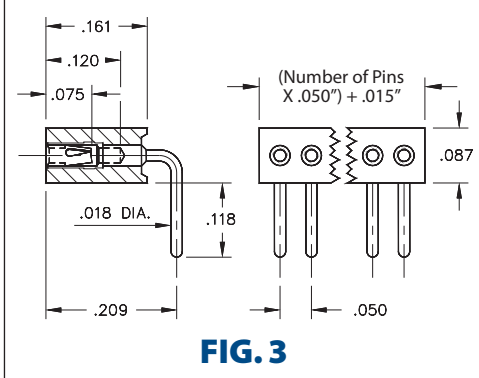


FIG. 3

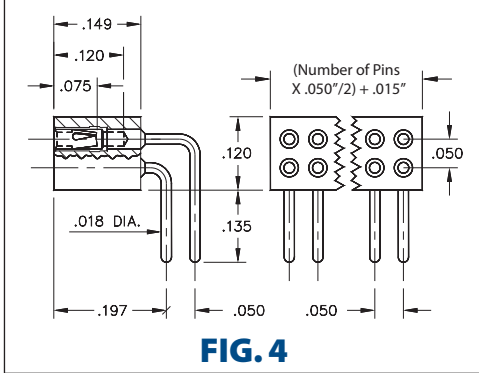



FIG. 4

- Series 850 and 851 interconnects are available in single and double row form
- Series 850 & 852 headers use MM #4006-1 and #4006-2 pins. See page 208 for details
- Series 851 & 853 sockets use MM #4890-1 and #4890-2 receptacles that accept pin diameters from .015"-.021". See page 160 for details
- Receptacles use Hi-Rel, 3-finger BeCu #11 contact rated at 3 amps. See page 251 for details
- Insulators are high temperature thermoplastic, suitable for all soldering operations



ORDERING INFORMATION

FIG. 1	Series 850...001	Single Row Right Angle Pin Header
	850-XX-0- -20-001000 Specify number of pins 01-50	
FIG. 2	Series 852...001	Double Row Right Angle Pin Header
	852-XX- -20-001000 Specify number of pins 002-100	



XX=Plating Code
See Below

For
Electrical, Mechanical
& Environmental Data,
See page 264

SPECIFY PLATING CODE XX=	10	90	40	
Pin Plating	10 μ" Au	200 μ" Sn/Pb	200 μ" Sn	

FIG. 3	Series 851...001	Single Row Right Angle Socket
	851-XX-0- -20-001000 Specify number of pins 01-50	
FIG. 4	Series 853...001	Double Row Right Angle Socket
	853-XX- -20-001000 Specify number of pins 002-100	



XX=Plating Code
See Below

For
Electrical, Mechanical
& Environmental Data,
See page 264

SPECIFY PLATING CODE XX=		93	99	43	47
Sleeve (Pin)		200 μ" Sn/Pb	200 μ" Sn/Pb	200 μ" Sn	200 μ" Sn
Contact (Clip)		30 μ" Au	100 μ" Sn/Pb	30 μ" Au	Au Flash

