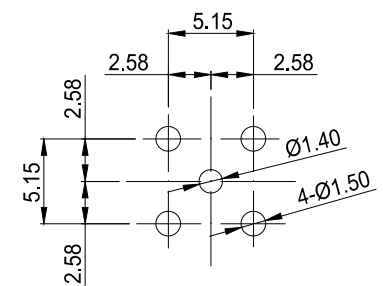
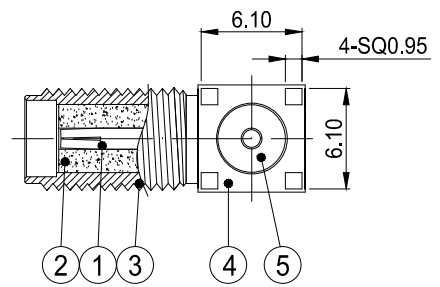
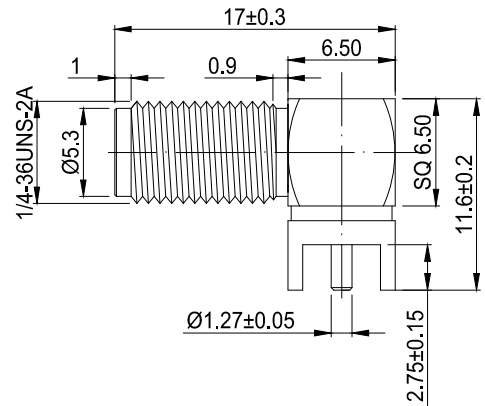


REVISION	DESCRIPTION	DATE	DRAFTER
A0	FIRST RELEASE	19.03.01	Mark
A1	变更结构,SQ6.0 改为SQ6.5	19.04.30	Mark
A2	脚长3.0 改为2.75	19.05.06	Mark



RECOMMENDED PCB LAYOUT DIMENSIONS

- Electrical Characteristics
 - Impedance: 50 Ohm
 - Working Frequency: DC - 6 GHz
 - S. W. R. : ≤ 1.5
 - Working Voltage: 335V / max
 - Insulation Resistance: 5000 Mohm
 - Contact Resistance: Center Contact: 3mohm
 - Outer Contact: ≤ 2 mohm
- Environmental
 - Working Temperature Range: $-55 \text{ } ^\circ\text{C} \sim +125 \text{ } ^\circ\text{C}$

5	INSULATOR_2	PTFE, WHITE	1
4	BODY_2	BRASS, GOLD	1
3	BODY_1	BRASS, GOLD	1
2	INSULATOR_1	PTFE, WHITE	1
1	CENTER CONTACT	FEMALE, BRASS, GOLD	1
No.	PART NAME	SPECIFICATION DESCRIPTION	Q'TY

GENERAL TOLERANCE: LINEAR: X ± 0.25 X.X ± 0.20 X.XX ± 0.15 X.XXX ± 0.10 ANGLE: X° $\pm 4.00^\circ$ X.X° $\pm 3.00^\circ$ X.XX° $\pm 2.00^\circ$ X.XXX° $\pm 1.00^\circ$		HJ-Tech 东莞市皇捷通讯科技有限公司 电话: 0769-83328111	
FILE NAME: 零件图 ENG/DATE: Mark/19.03.01		TITLE: 射频连接器组件 90度SMA母头母针FOR PCB, 镀金 SQ6.5*1.7.0*H11.6, 脚长2.75mm, 针OD:1.27mm	
CHE/DATE:		P/N: HJ-2LC15SF035	
APP/DATE:		UNIT: mm	SCALE: 1:1
			REVISION: A0 SHEET: 1/1

COMPLIANCE WITH THE REQUIREMENT: RoHS; HF; SONY SS-00259; OTHERS
 *NO USING ESTRICTED AND BANNED SUBSTANCE